



US00D727770S

(12) **United States Design Patent**
Kummer

(10) **Patent No.:** **US D727,770 S**

(45) **Date of Patent:** **** Apr. 28, 2015**

(54) **WATCH BEZEL**

(75) Inventor: **Matthias Kummer**, Schaffhausen (CH)

(73) Assignee: **Richemont International SA**,
Villars-sur-Glane (CH)

(**) Term: **14 Years**

(21) Appl. No.: **29/426,858**

(22) Filed: **Jul. 11, 2012**

(30) **Foreign Application Priority Data**

Jan. 13, 2012 (EM) DM/077 662

(51) **LOC (10) Cl.** **10-02**

(52) **U.S. Cl.**
USPC **D10/128**

(58) **Field of Classification Search**

CPC G04B 19/00; G04B 19/18; G04B 19/283;
G04B 37/00; G04B 37/0008; G04B 37/12;
G04B 37/18

USPC D10/30-39, 122-132, 1-29; 368/10,
368/88, 276-281, 294, 295, 309; 73/431

See application file for complete search history.

(56) **References Cited**

U.S. PATENT DOCUMENTS

D155,603	S	*	10/1949	Grilikhes	D10/38
3,807,236	A	*	4/1974	Leone	73/431
5,467,325	A	*	11/1995	Juillerat	368/276
5,490,123	A	*	2/1996	Biver	368/295
D380,690	S	*	7/1997	Riley	D10/30

D523,357	S	*	6/2006	Kummer	D10/38
7,134,784	B1	*	11/2006	Marin	368/295
D565,426	S	*	4/2008	Rabassa	D10/30
D572,610	S	*	7/2008	Colombo	D10/39
D573,901	S	*	7/2008	Berard	D10/38
D604,182	S	*	11/2009	Berard	D10/38
D628,093	S	*	11/2010	Greubel	D10/38
7,874,722	B2	*	1/2011	Clarkson et al.	368/281
D652,326	S	*	1/2012	Kummer	D10/38
2003/0169645	A1	*	9/2003	Eleuterio et al.	368/295
2008/0084657	A1	*	4/2008	Baba et al.	361/681

* cited by examiner

Primary Examiner — Martie K Holtje

(74) *Attorney, Agent, or Firm* — Krieg DeVault LLP

(57) **CLAIM**

The ornamental design for a watch bezel, as shown and described.

DESCRIPTION

FIG. 1 is a top view of the watch bezel of the present invention.

FIG. 2 is a bottom view of the watch bezel of FIG. 1.

FIG. 3 is a right side view of the watch bezel of FIG. 1.

FIG. 4 is a left side view of the watch bezel of FIG. 1.

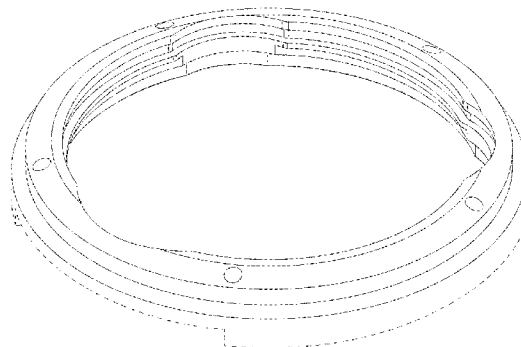
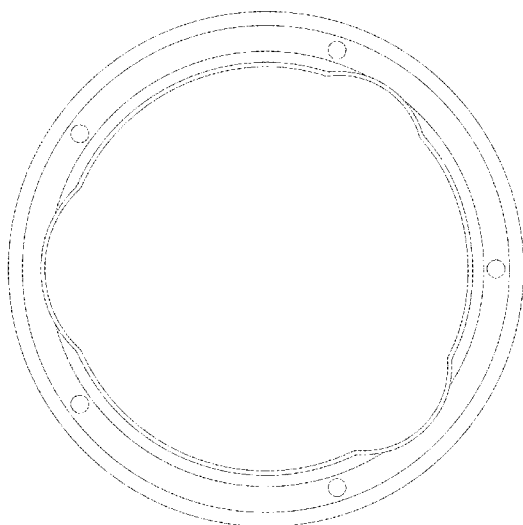
FIG. 5 is a rear view of the watch bezel of FIG. 1.

FIG. 6 is a front view of the watch bezel of FIG. 1; and,

FIG. 7 is a top, right-side perspective view of the watch bezel of FIG. 1.

The dashed lines shown in the figures form no part of the claimed design.

1 Claim, 4 Drawing Sheets



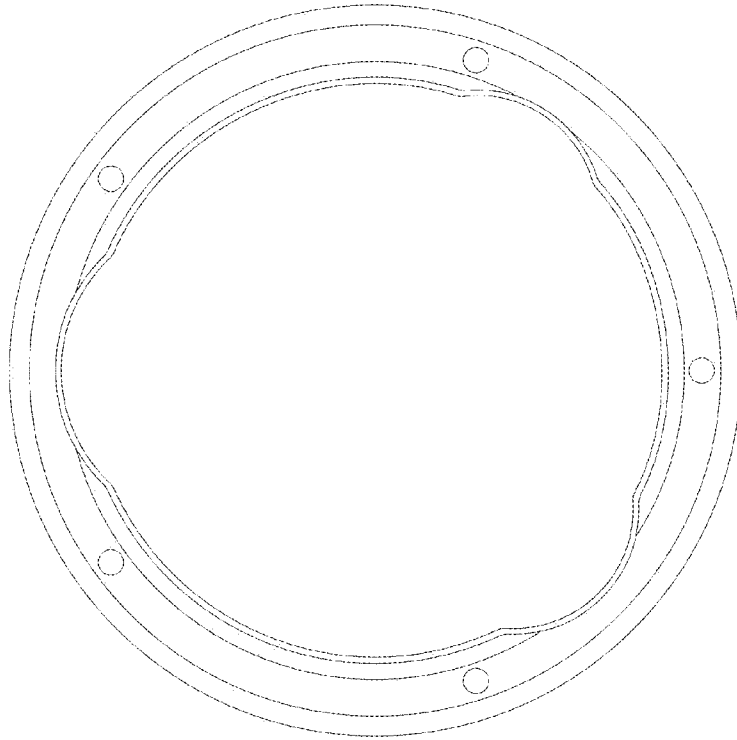


Fig. 1

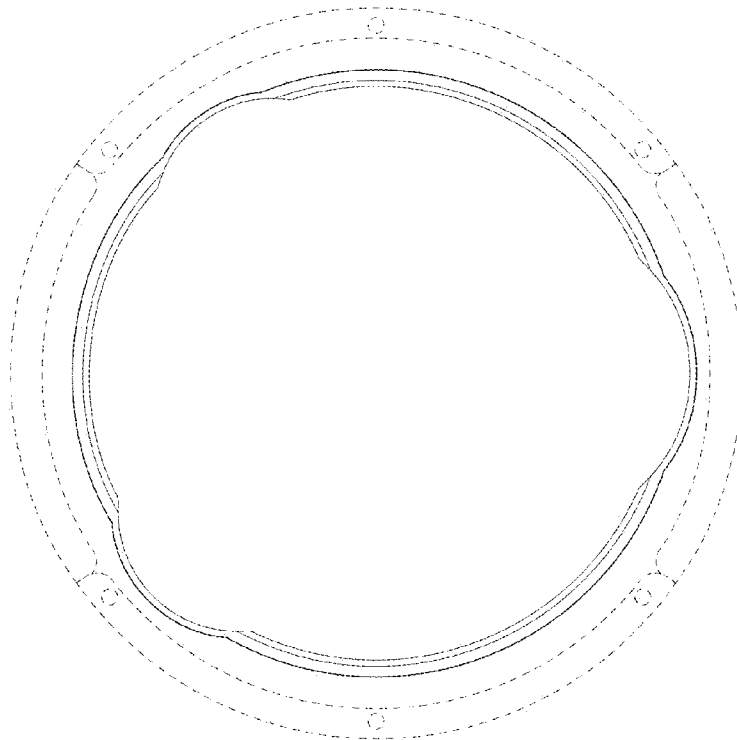


Fig. 2




Fig. 3




Fig. 4

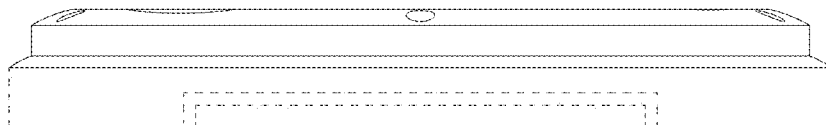


Fig. 5

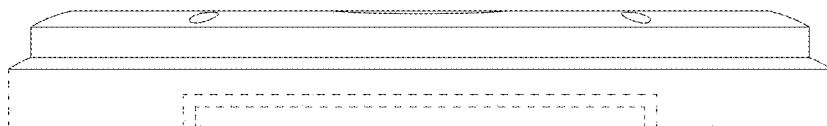


Fig. 6

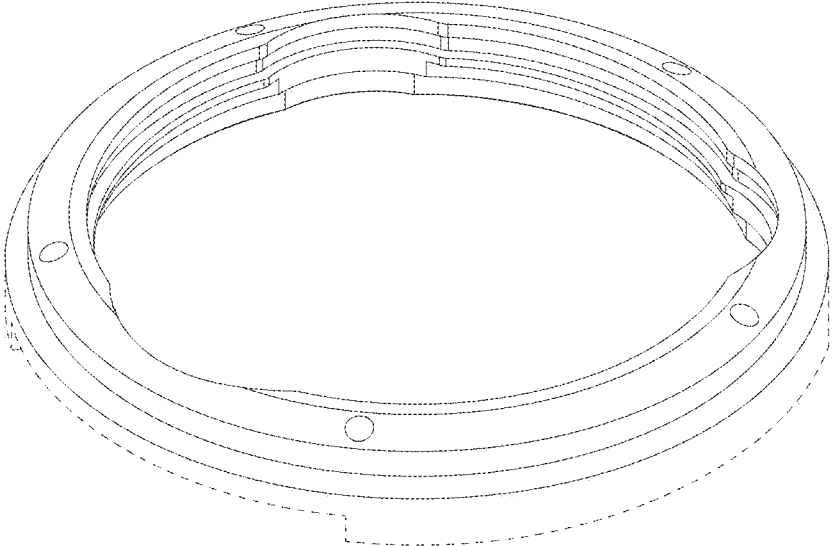


Fig. 7