

(12) INTERNATIONAL APPLICATION PUBLISHED UNDER THE PATENT COOPERATION TREATY (PCT)

(19) World Intellectual Property Organization  
International Bureau



(43) International Publication Date  
7 June 2001 (07.06.2001)

PCT

(10) International Publication Number  
WO 01/39985 A2

- (51) International Patent Classification<sup>7</sup>: B41M 5/00
- (21) International Application Number: PCT/US00/32841
- (22) International Filing Date: 4 December 2000 (04.12.2000)
- (25) Filing Language: English
- (26) Publication Language: English
- (30) Priority Data:  
09/454,151 3 December 1999 (03.12.1999) US  
09/644,600 23 August 2000 (23.08.2000) US
- (71) Applicant: KODAK POLYCHROME GRAPHICS CO. LTD. [US/US]; 401 Merritt 7, Norwalk, CT 06851 (US).
- (72) Inventors: LEON, Jeffrey, W.; 343 State Street, Rochester, NY 14650 (US). FLEMING, James, C.; 1241 Holly Road, Webster, NY 14580 (US).
- (74) Agents: SORELL, Louis, S. et al.; Baker Botts LLP, 30 Rockefeller Plaza, New York, NY 10112-0228 (US).
- (81) Designated States (*national*): AE, AG, AL, AM, AT, AU, AZ, BA, BB, BG, BR, BY, BZ, CA, CH, CN, CR, CU, CZ, DE, DK, DM, DZ, EE, ES, FI, GB, GD, GE, GH, GM, HR, HU, ID, IL, IN, IS, JP, KE, KG, KP, KR, KZ, LC, LK, LR, LS, LT, LU, LV, MA, MD, MG, MK, MN, MW, MX, MZ, NO, NZ, PL, PT, RO, RU, SD, SE, SG, SI, SK, SL, TJ, TM, TR, TT, TZ, UA, UG, UZ, VN, YU, ZA, ZW.
- (84) Designated States (*regional*): ARIPO patent (GH, GM, KE, LS, MW, MZ, SD, SL, SZ, TZ, UG, ZW), Eurasian patent (AM, AZ, BY, KG, KZ, MD, RU, TJ, TM), European patent (AT, BE, CH, CY, DE, DK, ES, FI, FR, GB, GR, IE, IT, LU, MC, NL, PT, SE, TR), OAPI patent (BF, BJ, CF, CG, CI, CM, GA, GN, GW, ML, MR, NE, SN, TD, TG).
- Published:**  
— Without international search report and to be republished upon receipt of that report.
- For two-letter codes and other abbreviations, refer to the "Guidance Notes on Codes and Abbreviations" appearing at the beginning of each regular issue of the PCT Gazette.*



WO 01/39985 A2

(54) Title: IMAGING MEMBER CONTAINING HEAT SWITCHABLE POLYMER AND METHOD OF USE

(57) Abstract: An imaging member, such as a negative-working printing plate or on-press cylinder, can be prepared using a hydrophilic imaging layer comprised of a heat-sensitive hydrophilic polymer that comprises recurring units comprising quaternary ammonium carboxylate groups. In a preferred embodiment, the quaternary ammonium carboxylate groups include at least one substituted -alkylene (C<sub>1</sub>-C<sub>3</sub>)-phenyl group. The imaging member can also include an infrared radiation sensitive material to provide added sensitivity to heat that can be supplied by laser irradiation in the IR region. The heat-sensitive polymer is considered "switchable" in response to heat, and provides a lithographic image without wet processing.

## IMAGING MEMBER CONTAINING HEAT SWITCHABLE POLYMER AND METHOD OF USE

### FIELD OF THE INVENTION

This invention relates in general to lithographic printing plates and  
5 specifically to lithographic printing plates that require no wet processing after imaging.  
The invention also relates to a method of digitally imaging such imaging members, and to  
a method of printing using them.

### BACKGROUND OF THE INVENTION

The art of lithographic printing is based upon the immiscibility of oil and  
10 water, wherein an oily material or ink is preferentially retained by an imaged area and the  
water or fountain solution is preferentially retained by the non-imaged areas. When a  
suitably prepared negative working printing plate is moistened with water and ink is then  
applied the background or non-imaged areas retain the water and repel the ink while the  
15 imaged areas accept the ink and repel the water. The reverse holds true for positive  
working plates, in which the background is imaged. The ink is then transferred to the  
surface of a suitable substrate, such as cloth, paper or metal, thereby reproducing the  
image.

Very common lithographic printing plates include a metal or polymer  
support having thereon an imaging layer sensitive to visible or UV light. Both positive  
20 and negative-working printing plates can be prepared in this fashion. Upon exposure, and  
perhaps post-exposure heating, either imaged or non-imaged areas are removed using wet  
processing chemistries.

Thermally sensitive printing plates are less common, yet represent a  
steadily growing market. Currently, most of these plates utilize similar materials and

similar imaging mechanisms as UV-imageable plates. For example, a thermal acid generator might be used in lieu of a photoacid generator and the same series of preheat and development steps might be employed. The main advantage of these digital plates is that the thermal imaging process is rapid and inexpensive compared to the analog process involving the creation of a mask and blanket UV exposure. Examples of such plates are described in US-A-5,372,915 (Haley et al.). They include an imaging layer comprising a mixture of dissolvable polymers and an infrared radiation absorbing compound. While these plates can be imaged using lasers and digital information, they require wet processing using alkaline developer solutions.

10                   It has been recognized that a lithographic printing plate could be created by ablating an IR absorbing layer. For example, Canadian 1,050,805 (Eames) discloses a dry planographic printing plate comprising an ink receptive substrate, an overlying silicone rubber layer, and an interposed layer comprised of laser energy absorbing particles (such as carbon particles) in a self-oxidizing binder (such as nitrocellulose).  
15   Such plates were exposed to focused near IR radiation with a Nd<sup>++</sup>YAG laser. The absorbing layer converted the infrared energy to heat thus partially loosening, vaporizing or ablating the absorber layer and the overlying silicone rubber. The plate was developed by applying naphtha solvent to remove debris from the exposed image areas. Similar plates are described in *Research Disclosure* 19201, 1980 as having vacuum-evaporated  
20   metal layers to absorb laser radiation in order to facilitate the removal of a silicone rubber overcoated layer. These plates were developed by wetting with hexane and rubbing. CO<sub>2</sub> lasers are described for ablation of silicone layers by Nechiporenko & Markova, PrePrint 15th International IARIGAI Conference, June 1979, Lillehammer, Norway, Pira Abstract 02-79-02834. Typically, such printing plates require at least two layers on a support, one  
25   or more being formed of ablatable materials. Other publications describing ablatable printing plates include US-A-5,385,092 (Lewis et al.), US-A-5,339,737 (Lewis et al.), US-A-5,353,705 (Lewis et al.), US Reissue 35,512 (Nowak et al.) and US-A-5,378,580 (Leenders).

While the noted printing plates used for digital, processless printing have a number of advantages over the more conventional photosensitive printing plates, there are a number of disadvantages with their use. The process of ablation creates debris and vaporized materials that must be collected. The laser power required for ablation can be considerably high, and the components of such printing plates may be expensive, difficult to coat, or unacceptable in resulting printing quality. Such plates generally require at least two coated layers on a support.

One approach toward non-process, non-ablation printing plates involves the use of "switchable polymers." These polymers will undergo thermally driven chemical reactions in which highly polar moieties are either created or destroyed under imaging conditions. This results in the storage of the imaging data as hydrophilic and hydrophobic regions of a continuous polymer surface. In addition to being not needing wet processing, such plates have the advantage of not needing any type of material collection devices which ablation-based plates require. Also unlike ablation plates, a switchable polymer plate in its ideal form would consist of one layer and can be manufactured on a single pass through a coating machine.

US-A-4,034,183 (Uhlig) describes the use of high powered lasers to convert hydrophilic surface layers to hydrophobic surfaces. A similar process is described for converting polyamic acids into polyamides in US-A-4,081,572 (Pacansky). The use of high-powered lasers is undesirable in the industry because of their power requirements and because of their need for cooling and frequent maintenance.

US-A-4,634,659 (Esumi et al.) describes imagewise irradiating hydrophobic polymer coatings to render exposed regions more hydrophilic in nature. While this concept was one of the early applications of converting surface characteristics in printing plates, it has the disadvantages of requiring long UV light exposure times (up to 60 minutes), and the plate's use is in a positive-working mode only.

US-A-4,405,705 (Etoh et al.) and US-A-4,548,893 (Lee et al.) describe amine-containing polymers for photosensitive materials used in non-thermal processes. The imaged materials also require wet processing after imaging.

5 Thermal processes using polyamic acids and vinyl polymers with pendant quaternary ammonium groups are described in US-A-4,693,958 (Schwartz et al.), but wet processing is required after imaging. In addition, the polyamic acid switchable polymers in this invention show low discrimination magnitude and the quaternary ammonium-based examples suffer from wash-off problems of both the foreground and the background.

10 US-A-5,512,418 (Ma) describes the use of polymers having cationic quaternary ammonium groups that are heat-sensitive. However, like most of the materials described in the art, wet processing is required after imaging.

WO 92/09934 (Vogel et al.) describes photosensitive compositions containing a photoacid generator and a polymer with acid labile tetrahydropyranyl or activated ester groups. However, imaging of these compositions converts the imaged areas from hydrophobic to hydrophilic in nature and the imaged areas are prone to scumming.

In addition, EP-A 0 652 483 (Ellis et al.) describes lithographic printing plates imageable using IR lasers, and which do not require wet processing. These plates 20 comprise an imaging layer that becomes more hydrophilic upon imagewise exposure to heat. This coating contains a polymer having pendant groups (such as *t*-alkyl carboxylates) that are capable of reacting under heat or acid to form more polar, hydrophilic groups. Imaging such compositions converts the imaged areas from hydrophobic to relatively more hydrophilic in nature, and thus requires imaging the 25 background of the plate, which is generally a larger area. This can be a problem when

imaging to the edge of the printing plate is desired. As with the plates described in WO 92/09934, the plates described in Ellis et al. are also prone to scumming.

Although a number of switchable polymer-based printing plates are known, there remain technical barriers toward the utilization of this technology in commercially feasible products. Three difficulties commonly experienced in the design of switchable polymer-based plates are physical wear of the plates, and the related problems of background scumming and blanket toning.

“Physical wear” refers to the mechanical degradation of a printing plate during the printing process. Sufficient resistance to physical wear is often the major factor in determining whether or not a printing plate will be useful for press runs of very long length.

The problems of scumming (also known as “toning”) and blanket toning typically result if ink-rejecting areas of the plate are not sufficiently polar. The uptake of ink in undesired areas of the plate results in the consequent undesirable transfer of ink to the final prints. This manifests itself as an unwanted gray or black color in background areas of the final prints. Scumming may occur in both negative-working plates (in nonimaged areas) and positive plates (in imaged areas). The related problem of blanket toning refers to the buildup of ink in the background areas of the printing press blanket cylinder. Excessive blanket toning results in the necessity of periodically stopping a press run to manually clean the ink from the blanket. This can have a negative impact on the productivity of a printing process.

In conventional developable printing plates, grained, anodized aluminum has proven to be a reliable background substrate. It is mechanically tough and shows little evidence of wear even on very long press runs. The material can also tolerate a wide range of press conditions without showing scumming or excessive blanket toning. Generally, the imaging process imparts a change in solubility to the imaged areas of the

plate such that, after wet development, a grained, anodized aluminum surface is selectively exposed. Switchable polymer-based plates, however, are designed such that no portions of the imageable layer of the plate are removed. Thus the favorable background properties of an aluminum support substrate cannot be utilized. Not  
5 surprisingly, scumming behavior has been observed in many of the switchable polymer-based plates that have been reported in the patent literature.

In EP-A 0 924 102, it is reported that scumming may occur with some known printing plates containing switchable polymers in the imaging layers.

In switchable polymer-based printing plates, a major challenge lies in the  
10 creation of a synthetic polymer surface that has both adequate physical toughness and resistance to toning. In general, surfaces that reject ink well tend to be very highly hydrophilic and thus when exposed to an aqueous fountain solution they may be dissolved and lose adhesion to the support substrate. Alternatively, they may swell and become prone to abrasion and wear. It can be expected, then, that many of the synthetic  
15 polymer surfaces that are most resistant to toning will also have inherently inadequate physical properties for use in long-run printing plates. It is not uncommon that approaches to improve a switchable polymer plate's scumming behavior by increasing the hydrophilicity of the imageable layer will result in a consequent decrease in the wear resistance of the plate. Similarly, efforts to improve the physical toughness of a plate can  
20 result in an increase in scumming propensity.

### SUMMARY OF THE INVENTION

The problems noted above are overcome by using a general class of heat-sensitive, switchable polymers that provide a good balance of physical toughness with resistance to scumming and blanket toning when incorporated into an imaging member.  
25 The switchable polymers can be obtained by simply reacting any of several carboxylic acid-containing polymers (or polymers containing equivalent groups, such as anhydrides)

with a quaternary ammonium hydroxide. In a preferred embodiment, the quaternary ammonium hydroxide contains a substituted –alkylene (C1-C3)-phenyl group. The heat-sensitive polymer, when formulated with a photothermal conversion material and preferably a crosslinking agent, provides a mechanically durable infrared radiation sensitive imaging member that exhibits excellent resistance to scumming and blanket toning.

One embodiment of the present invention is an imaging member comprising a support having thereon a hydrophilic imaging layer comprising a hydrophilic heat-sensitive polymer comprising recurring units that comprise quaternary ammonium carboxylate groups. Preferably, the ammonium carboxylate groups contain at least one substituted –alkylene (C<sub>1</sub>-C<sub>3</sub>)-phenyl group.

This invention also provides a method imaging comprising the steps of:

- A) providing the imaging member described above, and
- B) imagewise exposing the imaging member to energy to provide exposed and unexposed areas in the imaging layer and the imaging member, whereby the exposed areas are rendered more oleophilic than the unexposed areas by heat provided by the imagewise exposing.

In addition, the method of imaging can be extended to be a method of printing by following steps A and B with a further step of

- C) in the presence of water or a fountain solution, contacting the imagewise exposed imaging member with a lithographic printing ink, and imagewise transferring the ink to a receiving material.

In a preferred embodiment of this invention, the ammonium ion contains one or more of the following substituents in such a way so as to complete four carbon-nitrogen bonds: substituted or unsubstituted benzyl groups, substituted or unsubstituted phenyl groups, five- or six-membered rings, and indoline or isoindoline rings.

In a particularly preferred embodiment, the ammonium cations used in the heat-sensitive polymers include one or more substituted -alkylene(C<sub>1</sub>-C<sub>3</sub>)-phenyl groups (preferably benzyl groups), and the result is improved imaging speed and roll-up over many of the heat-sensitive polymers that do not have such groups. The one or more  
5 noted alkylenephenyl groups comprise one or more substituents on either or both of the alkylene and phenyl moieties. As described in more detail below, the substitution can be of any of a wide variety of patterns and chemical components.

In another embodiment of this invention, the use of specific ammonium ions alleviates the problem of malodorous emissions. When many common quaternary  
10 ammonium carboxylate polymers are subjected to thermal imaging, small molecule amines (such as trimethylamine when the benzyltrimethylammonium cation is used) are given off as reactive byproducts. Many of these amines are malodorous and possibly toxic. This problem has been alleviated using two approaches. The first approach is to utilize spiro-quaternary ammonium cations in which the nitrogen is at the quaternary  
15 vertex of the intersecting rings. The second approach is to use specific cations that contain three or four benzyl groups or three or four hydroxyethyl groups.

The imaging member (for example, printing plates) of this invention have improved mechanical durability over other "switchable polymer" processless printing plates. The imaging member of this invention also exhibits substantially reduced blanket  
20 toning and reduced scumming. In some embodiments, the emission of malodorous gases is reduced. In addition, some of the polymers can be prepared easily using very inexpensive materials.

### **DETAILED DESCRIPTION OF THE INVENTION**

The imaging members of this invention comprise a support and one or  
25 more layers thereon that are heat-sensitive. The support can be any self-supporting material including polymeric films, glass, ceramics, metals or stiff papers, or a lamination

of any of these materials. The thickness of the support can be varied. In most applications, the thickness should be sufficient to sustain the wear from printing and thin enough to wrap around a printing form. A preferred embodiment uses a polyester support prepared from, for example, polyethylene terephthalate or polyethylene naphthalate, and  
5 having a thickness of from about 100 to about 310  $\mu\text{m}$ . Another preferred embodiment uses aluminum foil having a thickness of from about 100 to about 600  $\mu\text{m}$ . The support should resist dimensional change under conditions of use.

The support can also be a cylindrical surface having the heat-sensitive polymer composition thereon, and thus being an integral part of the printing press. The  
10 use of such imaged cylinders is described for example in US-A-5,713,287 (Gelbart).

The support may be coated with one or more "subbing" layers to improve adhesion of the final assemblage. Examples of subbing layer materials include, but are not limited to, gelatin and other naturally occurring and synthetic hydrophilic colloids and vinyl polymers (such as vinylidene chloride copolymers) known for such purposes in the  
15 photographic industry, vinylphosphonic acid polymers, silicon-based sol-gel materials, such as those prepared from alkoxysilanes such as aminopropyltriethoxysilane or glycidoxypropyltriethoxysilane, titanium sol gel materials, epoxy functional polymers, and ceramics.

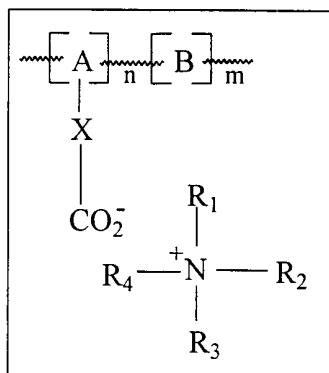
The backside of the support may be coated with antistatic agents and/or  
20 slipping layers or matte layers to improve handling and "feel" of the imaging member.

The imaging members, however, have preferably only one heat-sensitive layer that is required for imaging. This hydrophilic layer includes one or more heat-sensitive polymers, and optionally but preferably a photothermal conversion material (described below), and preferably provides the outer printing surface of the imaging  
25 member. Because of the particular polymer(s) used in the imaging layer, the exposed (imaged) areas of the layer are rendered more oleophilic in nature.

The heat-sensitive polymers useful in this invention comprise random recurring units at least some of which comprise quaternary ammonium salts of carboxylic acids. The polymers generally have a molecular weight of at least 3,000 Daltons and preferably of at least 20,000 Daltons.

5                   The polymer randomly comprises one or more types of carboxylate-containing recurring units (or equivalent anhydride units) units identified as "A" below in Structure 1 and optionally one or more other recurring units (non-carboxylated) denoted as "B" in Structure 1.

                  The carboxylate-containing recurring units are linked directly to the  
10 polymer backbone which is derived from the "A" monomers, or are connected by spacer units identified as "X" in Structure 1 below. This spacer unit can be any divalent aliphatic, alicyclic or aromatic group that does not adversely affect the polymer's heat-sensitivity. For example, "X" can be a substituted or unsubstituted alkylene group having 1 to 16 carbon atoms (such as methylene, ethylene, isopropylene, *n*-propylene and *n*-  
15 butylene), a substituted or unsubstituted arylene group having 6 to 10 carbon atoms in the arylene ring (such as *m*- or *p*-phenylene and naphthylenes), substituted or unsubstituted combinations of alkylene and arylene groups (such as arylenealkylene, arylenealkylenearylene and alkylenearylenealkylene groups), and substituted or unsubstituted N-containing heterocyclic groups. Any of these defined groups can be  
20 connected in a chain with one or more amino, carbonamido, oxy, thio, amido, oxycarbonyl, aminocarbonyl, alkoxy carbonyl, alkanoyloxy, alkanoylamino or alkaminocarbonyl groups. Particularly useful "X" spacers contains an ester or amide connected to an alkylene group or arylene group (as defined above), such as when the ester and amide groups are directed bonded to "A".



Structure 1

Additional monomers (non-carboxylate monomers) that provide the recurring units represented by “B” in Structure 1 above include any useful hydrophilic or oleophilic ethylenically unsaturated polymerizable comonomers that may provide desired physical or printing properties of the surface imaging layer or which provide crosslinkable functionalities. One or more “B” monomers may be used to provide these recurring units, including but not limited to, acrylates, methacrylates, styrene and its derivatives, acrylamides, methacrylamides, olefins, vinyl halides, and any monomers (or precursor monomers) that contain carboxy groups (that are not quaternized).

The quaternary ammonium carboxylate-containing polymer may be chosen or derived from a variety of polymers and copolymer classes including, but not necessarily limited to polyamic acids, polyesters, polyamides, polyurethanes, silicones, proteins (such as modified gelatins), polypeptides, and polymers and copolymers based on ethylenically unsaturated polymerizable monomers such as acrylates, methacrylates, acrylamides, methacrylamides, vinyl ethers, vinyl esters, alkyl vinyl ethers, maleic acid/anhydride, itaconic acid/anhydride, styrenics, acrylonitrile, and olefins such as butadiene, isoprene, propylene, and ethylene. A parent carboxylic acid-containing polymer (that is, one reacted to form quaternary ammonium carboxylate groups) may contain more than one type of carboxylic acid-containing monomer. Certain monomers, such as maleic acid/anhydride and itaconic acid/anhydride may contain more than one carboxylic acid unit. Preferably, the parent carboxylic acid-containing polymer is an

addition polymer or copolymer containing acrylic acid, methacrylic acid, maleic acid or anhydride, or itaconic acid or anhydride or a conjugate base or hydrolysis product thereof.

In Structure 1, *n* represents about 25 to 100 mol % (preferably from about 50 to 100 mol %), and *m* represents 0 to about 75 mol % (preferably from 0 to about 50 mol %).

While Structure 1 could be interpreted to show polymers derived from only two ethylenically unsaturated polymerizable monomers, it is intended to include terpolymers and other polymers derived from more than two monomers.

The quaternary ammonium carboxylate groups must be present in the heat-sensitive polymer useful in this invention in such a quantity as to provide a minimum of one mole of the quaternary ammonium carboxylate groups per 1300 g of polymer, and preferably per 1000 g of polymer, and a maximum of one mole of quaternary ammonium carboxylate groups per 45 g of polymer, and preferably per 132 g of polymer. Preferably, this ratio (moles of quaternary ammonium carboxylate groups to grams of polymer) is from about 1:600 to about 1:132 and more preferably, this ratio is from about 1:500 to about 1:132, or from about 1:500 to 1:45, and more preferably from about 1:300 to 1:45. This parameter is readily determined from a knowledge of the molecular formula of a given polymer.

The quaternary ammonium counterion of the carboxylate functionalities may be any ammonium ion in which the nitrogen is covalently bound to a total of four alkyl or aryl substituents as defined below. In a preferred embodiment, at least one of the four substituents is a substituted -alkylene (C<sub>1</sub>-C<sub>3</sub>)-phenyl group.

More particularly, in Structure 1 noted above, R<sub>1</sub>, R<sub>2</sub>, R<sub>3</sub> and R<sub>4</sub> are independently substituted or unsubstituted alkyl groups having 1 to 12 carbon atoms [such as methyl, ethyl, *n*-propyl, isopropyl, *t*-butyl, hexyl, hydroxyethyl, 2-propanonyl, ethoxycarbonylmethyl, benzyl, substituted benzyl (such as 4-methoxybenzyl, *o*-

bromobenzyl, and *p*-trifluoromethylbenzyl), and cyanoalkyl], or substituted or unsubstituted aryl groups having 6 to 14 carbon atoms in the carbocyclic ring (such as phenyl, naphthyl, xylyl, *p*-methoxyphenyl, *p*-methylphenyl, *m*-methoxyphenyl, *p*-chlorophenyl, *p*-methylthiophenyl, *p*-N,N-dimethylaminophenyl, methoxycarbonylphenyl and cyanophenyl). Alternatively, any two, three or four of R<sub>1</sub>, R<sub>2</sub>, R<sub>3</sub> and R<sub>4</sub> can be  
5 combined to form a ring (or two rings for four substituents) with the quaternary nitrogen atom, the ring having 5 to 14 carbon, oxygen, sulfur and nitrogen atoms in the ring. Such rings include, but are not limited to, morpholine, piperidine, pyrrolidine, carbazole, indoline and isoindoline rings. The nitrogen atom can also be located at the tertiary  
10 position of the fused ring. Other useful substituents for these various groups would be readily apparent to one skilled in the art, and any combinations of the expressly described substituents are also contemplated.

Preferably, at least one of R<sub>1</sub>, R<sub>2</sub>, R<sub>3</sub> and R<sub>4</sub> is a substituted -alkylene (C<sub>1</sub>-C<sub>3</sub>)-phenyl group. Any two or all three of the remaining substituents may be  
15 combined to form a ring or rings as described above.

Alternatively, multi-cationic ionic species containing more than one quaternary ammonium unit covalently bonded together and having charges greater than +1 (for example +2 for diammonium ions, and +3 for triammonium ions) may be used in this invention.

20 Preferably, the nitrogen of the quaternary ammonium ion is directly bonded to one or more benzyl groups or one or two phenyl groups. Alternatively, the nitrogen atom is part of one or two five-membered rings, or one or two indoline or isoindoline rings and has a molecular weight of less than 400 Daltons.

The use of a spiro ammonium cation in which the nitrogen lies at the vertex of two intersecting rings is especially preferred. When a carboxylate polymer  
25 containing such an ammonium counterion is thermally imaged, small molecule amines

are not given off and hence the problem of odor during imaging is alleviated. Similarly, the use of a benzyl-tris-hydroxyethyl ammonium ion may result in the release of triethanolamine that is odorless and relatively benign. This embodiment of the invention is also preferred.

5                   In a preferred embodiment,  $R_1$ ,  $R_2$  and  $R_3$  are independently linear or branched unsubstituted alkyl groups of 1 to 3 carbon atoms, or linear or branched hydroxyalkyl groups of 1 to 3 carbon atoms that comprise 1 to 3 hydroxy groups as the only substituents (generally only one hydroxy group per carbon atom). More preferably, these radicals are independently methyl, hydroxymethyl, ethyl, 2-hydroxyethyl, 1-  
10 hydroxyethyl or 1,2-dihydroxyethyl and most preferably, they are either methyl or 2-hydroxyethyl.

$R_4$  is a substituted alkylphenyl group that has at least one substituent on either the alkylene or phenyl moiety of the group. More preferably, the one or more substituents are on the phenyl moiety. The alkylene moiety can be linear or branched in  
15 nature and has from 1 to 3 carbon atoms (such as methylene, ethylene, *n*-propylene or isopropylene). Preferably, the alkylene moiety of  $R_4$  has 1 or 2 carbon atoms and more preferably, it is methylene. The alkylene moiety can have as many substituents as there are available hydrogen atoms to be removed from a carbon atom. Useful alkylene  
20 substituents are the same as those described below in defining the phenyl substituents, but the most preferred substituents for the alkylene moiety are fluoro and alkoxy.

The phenyl moiety of  $R_4$  can have from 1 to 5 substituents in any useful substitution pattern. Useful substituents include but are not limited to, halo groups (such as fluoro, chloro, bromo, and iodo), substituted or unsubstituted alkyl groups having from 1 to 12 carbon atoms (such as methyl, ethyl, isopropyl, *t*-butyl, *n*-pentyl and *n*-propyl)  
25 that can be further substituted with any of the substituents listed herein (such as haloalkyl groups including trihalomethyl groups), substituted or unsubstituted alkoxy groups having 1 to 12 carbon atoms (such as methoxy, ethoxy, isopropoxy, *n*-pentoxy and *n*-

propoxy), cyano, nitro, substituted or unsubstituted aryl groups having 6 to 14 carbon atoms in the aromatic carbocyclic ring (as defined above for R<sub>1</sub>, R<sub>2</sub> and R<sub>3</sub>), substituted or unsubstituted alkyleneoxycarbonyl groups having 2 to 12 carbon atoms (such as methyleneoxycarbonyl, ethyleneoxycarbonyl and *i*-propyleneoxycarbonyl), substituted or unsubstituted alkylcarbonyloxy groups having 2 to 12 carbon atoms (such as methylenecarbonyloxy, ethylenecarbonyloxy and isopropylencarbonyloxy), substituted or unsubstituted alkylcarbonyl groups having 2 to 12 carbon atoms (such as methylenecarbonyl, ethylenecarbonyl and isopropylencarbonyl), amido groups, aminocarbonyl groups, trihalomethyl groups, perfluoroalkyl groups, formyl, mercapto and substituted or unsubstituted heterocyclic groups having 5 to 14 atoms in the ring that includes one or more nitrogen, sulfur, oxygen or selenium atoms with the remainder being carbon atoms (such as pyridyl, oxazolyl, thiphenyl, imidazolyl, and piperidinyl).

Preferably, R<sub>4</sub> contains 1 to 5 substituents (more preferably 1 or 2 substituents) on the phenyl moiety, which substituents are either halo groups, substituted or unsubstituted methyl or ethyl groups, or substituted or unsubstituted methoxy or 2-ethoxy groups. More preferably, R<sub>4</sub> comprises 1 to 3 methyl, fluoro, chloro, bromo or methoxy groups, or any combination of these groups on either the alkylene or phenyl moiety.

The use of the particular ammonium ions in which all of R<sub>1</sub>-R<sub>3</sub> are 2-hydroxyethyl groups may result in less odor during imaging the heat-sensitive polymer.

Particularly useful heat-sensitive polymers of these invention are described below as Polymers 11-23 and 25.

The heat-sensitive polymers may be readily prepared using many methods that will be obvious to one skilled in the art. Many quaternary ammonium salts and carboxylic acid or anhydride-containing polymers are commercially available. Others can be readily synthesized using preparative techniques that would be obvious to one skilled

in the art. Substituted benzyltrialkylammonium salts can be readily synthesized using preparative techniques that would be obvious to one skilled in the art. One convenient method involves the reaction of a substituted benzylamine with a desired alkyl halide, alkyl sulfonate ester or other alkyl-containing compound having a suitable "leaving" group. Another useful method involves the reaction of a substituted benzylic halide with a trialkylamine.

The carboxylic acid or anhydride-containing polymers can be converted to the desired quaternary ammonium carboxylate salts by a variety of methods including, but not necessarily limited to:

- 1) the reaction of a carboxylic acid- or acid anhydride-containing polymer with the hydroxide salt of the desired quaternary ammonium ion,
- 2) the use of ion exchange resin containing the desired quaternary ammonium ion,
- 3) the addition of the desired ammonium ion to a solution of the carboxylic acid-containing polymer or a salt thereof followed by dialysis,
- 4) the addition of a volatile acid salt of the desired quaternary ammonium ion (such as an acetate or formate salt) to the carboxylic acid-containing polymer followed by evaporation of the volatile component upon drying,
- 5) electrochemical ion exchange techniques,
- 6) the polymerization of monomers containing the desired quaternary ammonium carboxylate units, and
- 7) the combination of a specific salt of the carboxylic acid-containing polymer and a specific quaternary ammonium salt, both chosen such that the undesired counterions will form an insoluble ionic compound in a chosen solvent and precipitate.

Preferably, the first method is employed.

Although it is especially preferred that all of the carboxylic acid (or latent carboxylic acid) functionalities of the polymer are converted to the desired quaternary

ammonium salt, imaging compositions in which the polymer is incompletely converted may still retain satisfactory imageability. Preferably, at least 50 monomer percent of the carboxylic acid (or equivalent anhydride) containing monomers are reacted to form the desired quaternary ammonium groups.

- 5                    In the preferred embodiments of this invention, the heat-sensitive polymer is crosslinked. Crosslinking can be provided in a number of ways. There are numerous monomers and methods for crosslinking that are familiar to one skilled in the art. Some representative crosslinking strategies include, but are not necessarily limited to:
- 1)            the reaction of Lewis basic units (such as carboxylic acid, carboxylate,  
10    amine and thiol units within the polymer with a multifunctional epoxide-containing crosslinker or resin,
  - 2)            the reaction of epoxide units within the polymer with multifunctional amines, carboxylic acids, or other multifunctional Lewis basic unit,
  - 3)            the irradiative or radical-initiated crosslinking of double bond-containing  
15    units such as acrylates, methacrylates, cinnamates, or vinyl groups,
  - 4)            the reaction of multivalent metal salts with ligating groups within the polymer (the reaction of zinc salts with carboxylic acid-containing polymers is an example),
  - 5)            the use of crosslinkable monomers that react via the Knoevenagel  
20    condensation reaction, such as (2-acetoacetoxy)ethyl acrylate and methacrylate,
  - 6)            the reaction of amine, thiol, or carboxylic acid groups with a divinyl compound (such as *bis*(vinylsulfonyl) methane) via a Michael addition reaction,
  - 7)            the reaction of carboxylic acid units with crosslinkers containing multiple aziridine or oxazoline units,
  - 25    8)            the reaction of acrylic acid units with a melamine resin,
  - 9)            the reaction of diisocyanate crosslinkers with amines, thiols, or alcohols within the polymer,

- 10) mechanisms involving the formation of interchain sol-gel linkages [such as the use of the 3-(trimethylsilyl) propylmethacrylate monomer],
- 11) oxidative crosslinking using an added radical initiator (such as a peroxide or hydroperoxide),
- 5 12) autooxidative crosslinking, such as employed by alkyd resins,
- 13) sulfur vulcanization, and
- 14) processes involving ionizing radiation.

Ethylenically unsaturated polymerizable monomers having crosslinkable groups (or groups that can serve as attachment points for crosslinking additives) can be  
10 copolymerized with the other monomers as noted above. Such monomers include, but are not limited to, 3-(trimethylsilyl)propyl acrylate or methacrylate, cinnamoyl acrylate or methacrylate, N-methoxymethyl methacrylamide, N-aminopropylmethacrylamide hydrochloride, acrylic or methacrylic acid and hydroxyethyl methacrylate.

Preferably, crosslinking is provided by the addition of an epoxy-  
15 containing resin to the quaternary ammonium carboxylate polymer or by the reaction of a bisvinylsulfonyl compound with amine containing units (such as N-aminopropylmethacrylamide ) within the polymer. Most preferably, CR-5L (an epoxide resin sold by Esprit Chemicals) is used for this purpose.

The imaging layer of the imaging member can include one or more of such  
20 homopolymers or copolymers, with or without up to 50 weight % (based on total dry weight of the layer) of additional binder or polymeric materials that will not adversely affect its imaging properties.

The amount of heat-sensitive polymer(s) used in the imaging layer is generally at least 0.1 g/m<sup>2</sup>, and preferably from about 0.1 to about 10 g/m<sup>2</sup> (dry weight).  
25 This generally provides an average dry thickness of from about 0.1 to about 10 μm.

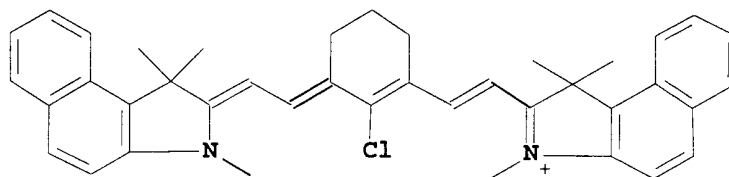
The imaging layer can also include one or more conventional surfactants for coatability or other properties, dyes or colorants to allow visualization of the written image, or any other addenda commonly used in the lithographic art, as long as the concentrations are low enough so they are inert with respect to imaging or printing  
5 properties.

Preferably, the heat-sensitive imaging layer also includes one or more photothermal conversion materials to absorb appropriate radiation from an appropriate energy source (such as an IR laser), which radiation is converted into heat. Preferably, the radiation absorbed is in the infrared and near-infrared regions of the electromagnetic  
10 spectrum. Such materials can be dyes, pigments, evaporated pigments, semiconductor materials, alloys, metals, metal oxides, metal sulfides or combinations thereof, or a dichroic stack of materials that absorb radiation by virtue of their refractive index and thickness. Borides, carbides, nitrides, carbonitrides, bronze-structured oxides and oxides structurally related to the bronze family but lacking the  $WO_{2.9}$  component, are also useful.

15 One particularly useful pigment is carbon of some form (for example, carbon black). Carbon blacks which are surface-functionalized with solubilizing groups are well known in the art and these types of materials are preferred photothermal conversion materials for this invention. Carbon blacks which are grafted to hydrophilic, nonionic polymers, such as FX-GE-003 (manufactured by Nippon Shokubai), or which  
20 are surface-functionalized with anionic groups, such as CAB-O-JET<sup>®</sup> 200 or CAB-O-JET<sup>®</sup> 300 (manufactured by the Cabot Corporation) are especially preferred.

Useful absorbing dyes for near infrared diode laser beams are described, for example, in US-A-4,973,572 (DeBoer), incorporated herein by reference. Particular dyes of interest are "broad band" dyes, that is those that absorb over a wide band of the  
25 spectrum. Mixtures of pigments, dyes, or both, can also be used. Particularly useful infrared radiation absorbing dyes include those illustrated as follows:

IR Dye 1

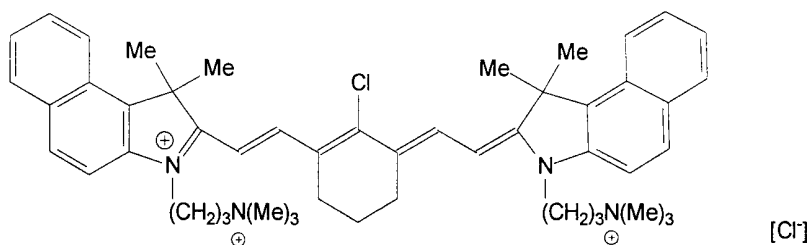


*p*-Toluenesulfate-

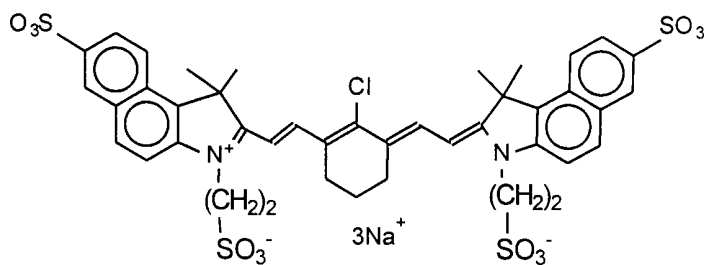
IR Dye 2

Same as Dye 1 but with chloride as the anion.

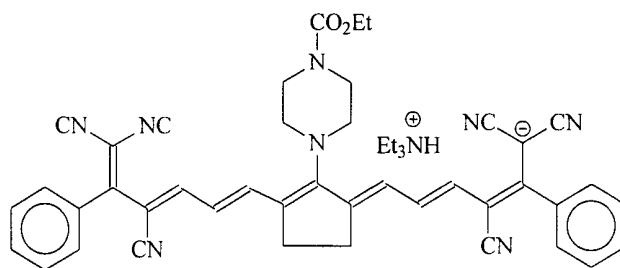
IR Dye 3



IR Dye 4

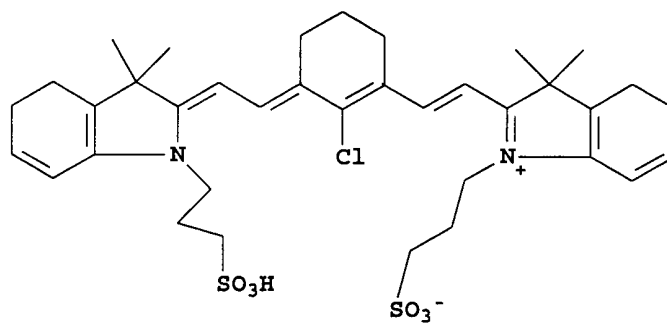


IR Dye 5

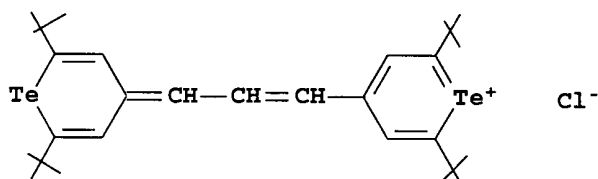


21

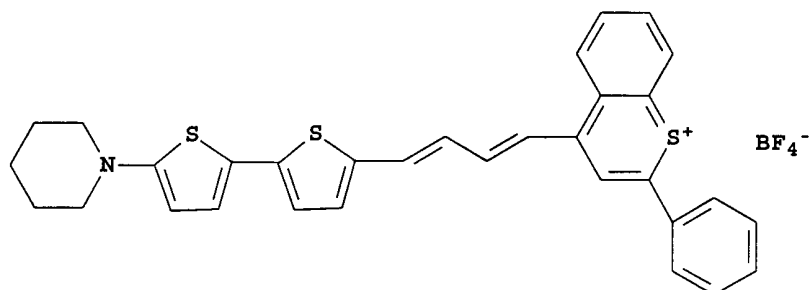
IR Dye 6



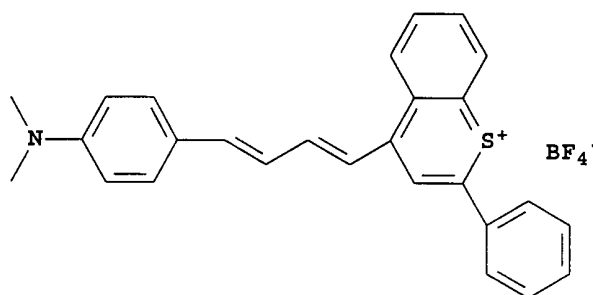
IR Dye 7



IR Dye 8



IR Dye 9



Useful oxonol compounds that are infrared radiation sensitive include Dye 5 noted above and others described in copending and commonly assigned U.S.S.N. 09/444,695, filed November 22, 1999 by DoMinh et al. and entitled "Thermal Switchable Composition and Imaging Member Containing Oxonol IR Dye and Methods of Imaging and Printing".

The photothermal conversion material(s) are generally present in an amount sufficient to provide an optical density of at least 0.3 (preferably of at least 0.5 and more preferably of at least 1.0) at the operating wavelength of the imaging laser. The particular amount needed for this purpose would be readily apparent to one skilled in the art, depending upon the specific material used.

Alternatively, a photothermal conversion material can be included in a separate layer that is in thermal contact with the heat-sensitive imaging layer. Thus, during imaging, the action of the photothermal conversion material can be transferred to the heat-sensitive polymer layer without the material originally being in the same layer.

The heat-sensitive composition can be applied to the support using any suitable equipment and procedure, such as spin coating, knife coating, gravure coating, dip coating or extrusion hopper coating. The composition can also be applied by spraying onto a suitable support (such as an on-press printing cylinder) as described in US-A-5,713,287 (noted above).

The imaging members of this invention can be of any useful form including, but not limited to, printing plates, printing cylinders, printing sleeves and printing tapes (including flexible printing webs). Preferably, the imaging members are printing plates.

Printing plates can be of any useful size and shape (for example, square or rectangular) having the requisite heat-sensitive imaging layer disposed on a suitable support. Printing cylinders and sleeves are known as rotary printing members having the

support and heat-sensitive layer in a cylindrical form. Hollow or solid metal cores can be used as substrates for printing sleeves.

During use, the imaging member of this invention is exposed to a suitable source of energy that generates or provides heat, such as a focused laser beam or a thermoresistive head, in the foreground areas where ink is desired in the printed image, typically from digital information supplied to the imaging device. No additional heating, wet processing, or mechanical or solvent cleaning is needed before the printing operation. A laser used to expose the imaging member of this invention is preferably a diode laser, because of the reliability and low maintenance of diode laser systems, but other lasers such as gas or solid state lasers may also be used. The combination of power, intensity and exposure time for laser imaging would be readily apparent to one skilled in the art. Specifications for lasers that emit in the near-IR region, and suitable imaging configurations and devices are described in US-A-5,339,737 (Lewis et al.), incorporated herein by reference. The imaging member is typically sensitized so as to maximize responsiveness at the emitting wavelength of the laser. For dye sensitization, the dye is typically chosen such that its  $\lambda_{\max}$  closely approximates the wavelength of laser operation.

The imaging apparatus can operate on its own, functioning solely as a platesetter, or it can be incorporated directly into a lithographic printing press. In the latter case, printing may commence immediately after imaging, thereby reducing press set-up time considerably. The imaging apparatus can be configured as a flatbed recorder or as a drum recorder, with the imaging member mounted to the interior or exterior cylindrical surface of the drum.

In the drum configuration, the requisite relative motion between the imaging device (such as a laser beam) and the imaging member can be achieved by rotating the drum (and the imaging member mounted thereon) about its axis, and moving the imaging device parallel to the rotation axis, thereby scanning the imaging member circumferentially so the image "grows" in the axial direction. Alternatively, the thermal

energy source can be moved parallel to the drum axis and, after each pass across the imaging member, increment angularly so that the image “grows” circumferentially. In both cases, after a complete scan by the laser beam, an image corresponding to the original document or picture can be applied to the surface of the imaging member.

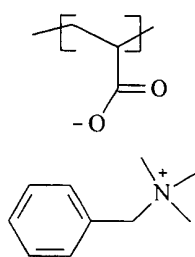
5                   In the flatbed configuration, the laser beam is drawn across either axis of the imaging member, and is indexed along the other axis after each pass. Obviously, the requisite relative motion can be produced by moving the imaging member rather than the laser beam.

                  While laser imaging is preferred in the practice of this invention, imaging  
10   can be provided by any other means that provides thermal energy in an imagewise fashion. For example, imaging can be accomplished using a thermoresistive head (thermal printing head) in what is known as “thermal printing”, described for example in US-A-5,488,025 (Martin et al.). Thermal print heads are commercially available (for example, as Fujitsu Thermal Head FTP-040 MCS001 and TDK Thermal Head F415  
15   HH7-1089).

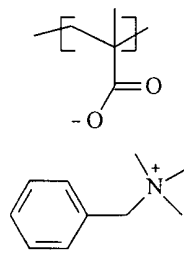
                  Without the need for any wet processing after imaging, printing can then be carried out by applying a lithographic ink and fountain solution to the imaging member printing surface, and then transferring the ink to a suitable receiving material (such as cloth, paper, metal, glass or plastic) to provide a desired impression of the image  
20   thereon. If desired, an intermediate “blanket” roller can be used to transfer the ink from the imaging member to the receiving material. The imaging members can be cleaned between impressions, if desired, using conventional cleaning means.

                  The following examples illustrate the practice of the invention, and are not meant to limit it in any way.

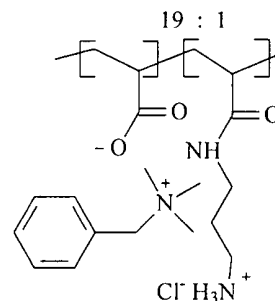
**Preparation of Useful Switchable Polymers**



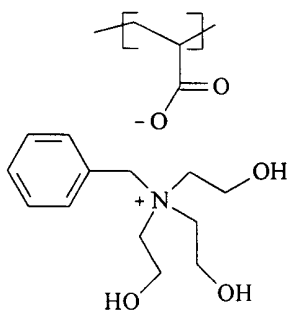
Polymer 1



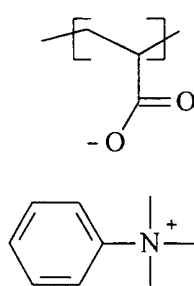
Polymer 2



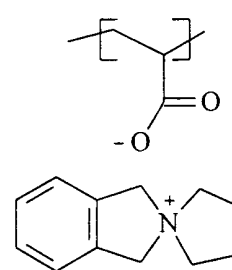
Polymer 3



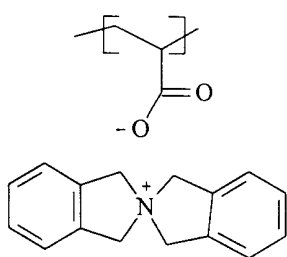
Polymer 4



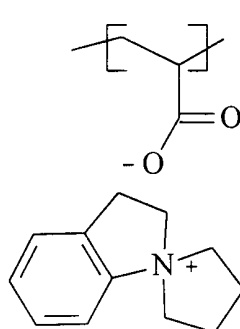
Polymer 5



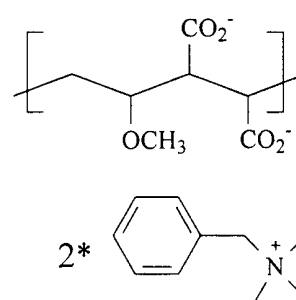
Polymer 6



Polymer 7

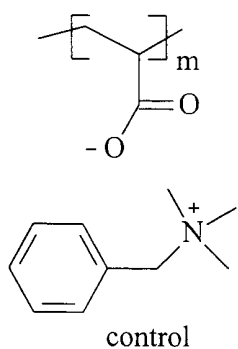


Polymer 8

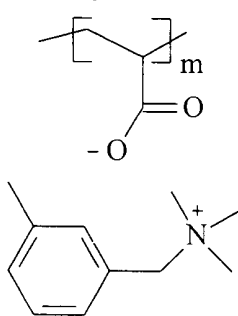


Polymer 9

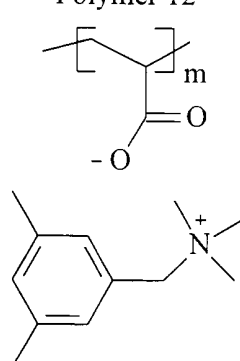
Polymer 10



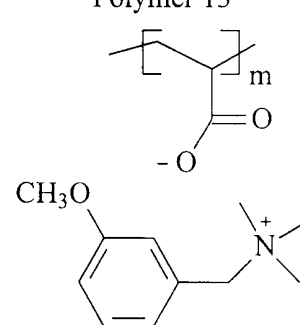
Polymer 11



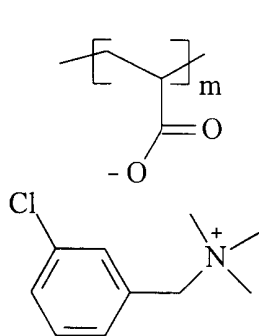
Polymer 12



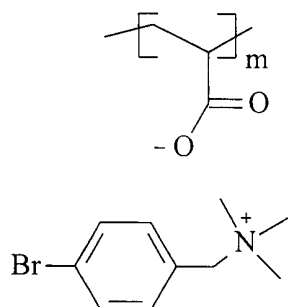
Polymer 13



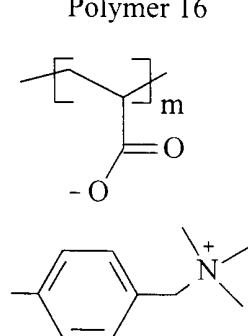
Polymer 14



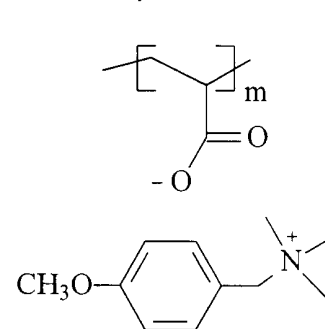
Polymer 15



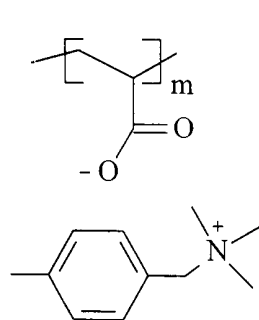
Polymer 16



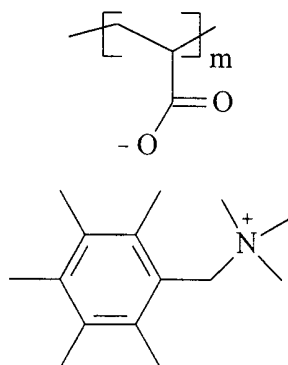
Polymer 17



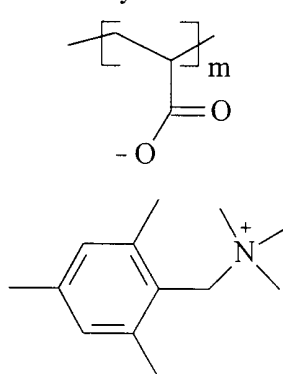
Polymer 18



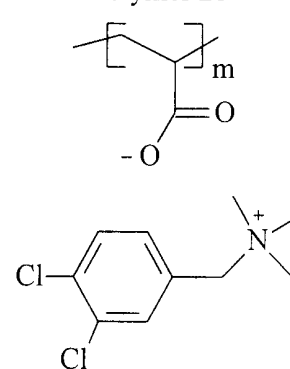
Polymer 19

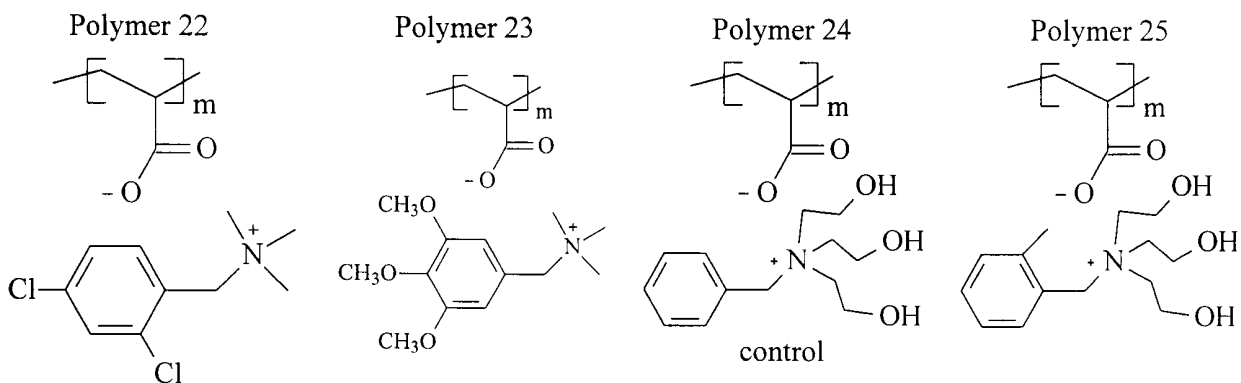


Polymer 20



Polymer 21





The polymers prepared as described below were characterized as having the ratio of moles of quaternary ammonium carboxylate groups to grams of polymer as shown in TABLE I below.

5

**TABLE I**

Polymer	Ratio
1	1:221
2	1:235
3	1:230
4	1:311
5	1:207
6	1:245
7	1:293
8	1:245
9	1:228
10	1:221
11	1:235
12	1:249

13	1:251
14	1:256
15	1:300
16	1:239
17	1:251
18	1:235
19	1:291
20	1:263
21	1:290
22	1:290
23	1:311
24	1:311
25	1:325

**Preparation of Polymer 1 Solution:**

An aqueous solution [60.00 g of a 25% (w/w)] of polyacrylic acid (available from Polysciences, MW ~ 90,000) was combined with 60.0 g distilled water and 84.63 g of a 41.5% (w/w) methanolic solution of benzyltrimethylammonium hydroxide (Aldrich Chemical). A gummy precipitate initially formed and was slowly redissolved over 30 minutes. The resulting polymer was stored as a 32% (w/w) solution in a water/methanol mixture.

**Preparation of Polymer 2 Solution:**

A sample (3.00 g) of polymethacrylic acid (available from Polysciences, MW ~ 30,000) was combined with 23.00 g of distilled water and 14.04 of a 41.5 % (w/w) methanolic solution of benzyltrimethylammonium hydroxide (Aldrich Chemical). A gummy precipitate initially formed and was slowly redissolved over 30 minutes. The resulting polymer was stored as a 21% (w/w) solution in a water/methanol mixture.

**Preparation of Polymer 3 Solution:**

A] A nitrogen-degassed solution of acrylic acid (1.00 g) and 3-aminopropylmethacrylamide hydrochloride (0.13 g) in water (10 ml) were added gradually over one hour using syringe pump to a rapidly stirring, nitrogen degassed  
5 solution of 2,2'-azobis(2-methylpropionamidine) dihydrochloride (0.056 g) in water (20 ml) at 60°C. The reaction solution was allowed to stir at 60°C for an additional one hour and was then precipitated into acetonitrile. The solids were collected by vacuum filtration and dried in a vacuum oven at 60°C overnight to afford 0.85 g of the product copolymer as a white powder.

10 B] A methanolic solution [4.7 ml of a 40 % (w/w)] of benzyltrimethylammonium hydroxide (Aldrich Chemical) was added to a solution of the copolymer from step A (0.85 g) in 8.5 ml of distilled water. A gummy precipitate initially formed and was slowly redissolved over 30 minutes. The solution was diluted with water to a total volume of 23 ml (9.2% solids).

**15 Preparation of Polymer 4 Solution:**

A] Benzyl tris(hydroxyethyl) ammonium bromide (26.78 g, synthesized by the procedure of Rengan et al. (*J.Chem.Soc.Chem.Comm.*, 10, 1992, 757) was dissolved in 250 ml of methanol and 5 ml water in a 500 ml round bottomed flask. Silver  
20 (I) oxide (20.56 g) was added and the mixture was stirred at room temperature for 72 hours. The insolubles were filtered off and the filtrates were concentrated to 80 ml by rotary evaporation. The clear solution was passed through a flash chromatography column packed with 300 cc<sup>3</sup> DOWEX<sup>®</sup> 550A OH resin using methanol eluent and concentrated to ~ 50 ml by rotary evaporation. The concentration of hydroxide anion in the solution was determined to be 1.353. meq/g by HCl titration.

25 B] A 25% (w/w) aqueous solution (12 g) of polyacrylic acid (available from Polysciences, MW ~ 90,000) was combined with 13.30 g of methanol and 30.75 g

of the solution from step A. The resulting polymer was stored as a 25% (w/w) solution in a water/methanol mixture.

**Preparation of Polymer 5 Solution:**

An aqueous solution [8.00 g of a 25% (w/w)] of polyacrylic acid  
5 (Polysciences, MW ~ 90,000) was combined with 10.00 g methanol and 12.31 g of a  
2.254 meq/g (38.5% w/w) methanolic solution of phenyltrimethylammonium hydroxide  
(available from TCI America). A gummy precipitate initially formed and was slowly  
redissolved over 30 minutes. The resulting polymer was stored as a 21% (w/w) solution  
in a water/methanol mixture.

10 **Preparation of Polymer 6 Solution:**

A] Pyrrolidine (48.93 g, Aldrich Chemical) was added using an addition  
funnel over 30 minutes to a solution of  $\alpha,\alpha'$ -dibromo-*o*-xylene (45.40 g, Aldrich  
Chemical) in diethyl ether (408 g). A white precipitate formed almost immediately. The  
solvent was decanted from the precipitated solid and the crude product was recrystallized  
15 from isopropanol, washed three times with diethyl ether, and dried overnight in a vacuum  
oven at 60°C to afford a very hygroscopic powder. The purified product was stored as a  
solution in methanol of 25.4% solids.

B] The product solution of step A was combined in a 500 ml round  
bottomed flask with 9:1 methanol:water (130 ml) and silver (I) oxide (16.59 g). The flask  
20 grew slightly warm and the silver (I) oxide turned from black to a dull gray. The reaction  
solution was allowed to stir for an hour at room temperature and the insolubles were  
filtered off. The filtrates were passed through a flash chromatography column packed  
with 300 cm<sup>3</sup> of DOWEX® 550A OH resin using a methanol eluent. The collected  
fractions were concentrated to a weight of 36 g by rotary evaporation. The concentration  
25 of hydroxide anion was determined to be 2.218 meq/g by HCl titration.

C] An aqueous solution [12.00 g of a 25% (w/w)] of polyacrylic acid (Polysciences, MW ~ 90,000) was combined with 11.44 g of methanol and 18.77 g of the solution from step B. A gummy precipitate initially formed and was slowly redissolved over 30 minutes. The resulting polymer was stored as an 18 % (w/w) solution in a water/methanol mixture.

**Preparation of Polymer 7 Solution:**

A] Anhydrous ammonia (Aldrich) was bubbled through a rapidly stirring suspension of  $\alpha,\alpha'$ -dibromo-*o*-xylene (26.36 g, Aldrich Chemical) in absolute ethanol (300 ml) for 2.5 hours. The reaction mixture was placed in a freezer for 2 hours and then filtered. The collected white solids were washed once with isopropanol and once with diethyl ether to afford 7.95 g of the quaternary ammonium bromide product as fine, white crystals.

B] A sample (7.39 g) of the product from step A was converted from the bromide to the hydroxide using 5.65 g silver (I) oxide and 70 ml of a 9:1 methanol:water mixture in an analogous manner as used for Polymer 6 (Step B). A solution (14.50 g) of 1.452 meq/g of hydroxide anion was obtained.

C] An aqueous solution [5.02 g of a 25% (w/w)] of polyacrylic acid (Polysciences, MW ~ 90,000) was combined with 14.14 g of methanol and 12.00 g of the solution from step B. A gummy precipitate initially formed and was slowly redissolved over 30 minutes. The resulting polymer was stored as a 16 % (w/w) solution in a water/methanol mixture.

**Preparation of Polymer 8 Solution:**

A] Indoline (Aldrich, 14.06 g), 1,4-bromobutane (Aldrich, 25.48 g) and ammonium hydroxide (28% aqueous solution, Aldrich, 45.0 g) were combined in a 500 ml round bottomed flask fitted with an addition funnel and a condenser. The reaction mixture was heated to reflux and 23.0 g of additional ammonium hydroxide solution were

added dropwise over 30 minutes. The reaction solution was heated at reflux overnight and the liquids were evaporated from the crude product using a rotary evaporator. The remaining brown solids were dissolved in hot isopropanol and filtered hot to remove residual ammonium bromide. The filtrates were concentrated to an orange oil, dissolved  
5 in 200 ml methanol, adsorbed onto about 100 cm<sup>3</sup> silica gel, and loaded onto the top of a flash chromatography column packed with about 1000 cm<sup>3</sup> of silica gel. The column was first eluted with 1:1 ethyl acetate:hexane to remove an organic-soluble impurity, and then with methanol to elute the desired product. The collected methanolic solution was concentrated to a yellowish oil on a rotary evaporator to provide 15.0 g of the purified  
10 spiro-indolinium bromide salt.

B] All of the purified product from Step A was dissolved in 150 ml of a 9:1 methanol:water mixture. It was then converted to the corresponding hydroxide salt with silver (I) oxide (27.34 g) in an analogous manner as used for Polymer 6 (Step B). A solution (41.9 g) of 1.300 meq/g of hydroxide anion was obtained.

15 C] A 25% (w/w) aqueous solution (5 g) of polyacrylic acid (Polysciences, MW ~ 90,000) was combined with 13.34 g of the solution from step B. A gummy precipitate initially formed and was slowly redissolved over 30 minutes. The resulting polymer was stored as a 23.28 % (w/w) solution in a water/methanol mixture.

**Preparation of Polymer 9 Solution:**

20 GANTREZ<sup>®</sup> AN-139 polymer (ISP Technologies, 1.00 g) was added to a solution comprising distilled water (10 g) and 5.36 g of a 40% (w/w) aqueous solution of benzyltrimethylammonium hydroxide (Aldrich Chemical). The resulting mixture was stirred vigorously for 12 hours at which point a clear, homogeneous solution of 17.80% (w/w) had formed.

**Preparation of Polymer 10 solution:**

An aqueous solution (60.00 g, 25% w/w) of polyacrylic acid (Polysciences, MW ~ 90,000) was combined with distilled water (60 g) and 84.63 g of a 41.5% (w/w) methanolic solution of benzyltrimethylammonium hydroxide (Aldrich). A gummy precipitate initially formed and slowly redissolved over a half-hour. The resulting  
5 Polymer 1 was stored as a 32% (w/w) solution in water-methanol. Because this polymer is outside the scope of the present invention (no substituents on benzyl group), this polymer was used to make a Control printing plate.

**Preparation of Solutions of Polymers 11-23:**

10 Polymers 11-23 were all synthesized using a basic three-step process. They are all within the scope of the present invention. The first step involved the reaction of the substituted benzyl halides with 1.5 to 3.0 equivalents of trimethylamine in ether to yield substituted benzyltrimethylammonium halide salts. These salts were characterized by proton NMR and electrospray-MS and the purity was further checked by reverse phase  
15 HPLC.

The second step involved the conversion of the halide salts to the corresponding hydroxides using 1.0 equivalents of Ag<sub>2</sub>O in methanol-water followed by the removal of volatiles to afford solutions with a hydroxide content of 0.5 to 2.5 mEq/g as determined by HCl titration. The hydroxide salts were characterized by electrospray-  
20 MS and the purity was checked by reverse phase HPLC.

The third step was the neutralization of polyacrylic acid (MW = 90,000) with the various substituted benzyltrimethylammonium hydroxides to yield solutions (usually 20% w/w) of the polymers in MeOH/water (having weight ratios ranging from 2:1 to 1:2). A representative procedure is described below for making Polymer 11.

25

**Preparation of Polymer 11 solution (3 steps):**

A] 3-Methylbenzyl bromide (24.64 g,  $1.33 \times 10^{-1}$  mol, Aldrich) was dissolved in 221 g of diethyl ether in a 500 ml round bottomed flask. A 33% (w/w) solution of trimethylamine in methanol (35.80 g,  $2.00 \times 10^{-1}$  mol, Acros) was added all at once, forming a white precipitate almost immediately. The reaction mixture was allowed to stir overnight at room temperature and was then filtered and washed three times with diethyl ether. The resulting white powder was dried in a vacuum oven overnight to afford 29.38 g (90% yield) of 3-methylbenzyl trimethylammonium bromide.

B] The bromide salt from step A (10 g) was dissolved in 100 ml of 9:1 methanol/water in a 250 ml round bottomed flask. Silver (I) oxide (9.5 g,  $4.10 \times 10^{-1}$  mol, Aldrich) was added all at once and stirred for two hours at which point the silver oxide had changed color from a dark black to a dull gray. The solids were then filtered off, first using standard filter paper, then using a 0.5  $\mu\text{m}$  Millipore FC membrane filter. The filtrates were concentrated to a volume of  $\sim 40$  ml on a rotary evaporator. The concentration of hydroxide anion in the solution was determined to be 1.237 meq/g by HCl titration.

C] A 25% (w/w) aqueous solution (6.04 g) of polyacrylic acid (Polysciences, MW  $\sim 90,000$ ) was combined with 1.79 g methanol and 17.17 g of the solution from step B. A gummy precipitate initially formed and slowly redissolved over a 30 minutes. The polymer was stored as a 20 % (w/w) solution in methanol-water.

Polymers **12-23** were synthesized using analogous procedures. Variations from the representative procedure are noted where applicable in TABLE II below.

**Preparation of Polymer 24 solution (3 steps):**

A] Benzyl tris(hydroxyethyl) ammonium bromide was synthesized from triethanolamine and benzyl bromide using the procedure of Rengan et al (*J.Chem.Soc.Chem. Commun.*, **10**, 1992, 757).

B] Benzyl tris(hydroxyethyl) ammonium bromide (26.78 g,  $8.36 \times 10^{-2}$  mol) was dissolved in 250 ml of methanol and 5 ml water in a 500 ml round bottomed flask. Silver (I) oxide (20.56 g,  $8.87 \times 10^{-2}$  mol) was added and the mixture was stirred at room temperature for 72 hours. The insoluble materials were filtered off and the filtrates  
5 were concentrated to 80 ml by rotary evaporation. The clear solution was passed through a flash chromatography column packed with 300 cm<sup>3</sup> DOWEX® 550A OH resin using methanol eluent and concentrated to ~ 50 ml by rotary evaporation. The concentration of hydroxide anion in the solution was determined to be 1.353. meq/g by HCl titration.

C] A 25% (w/w) aqueous solution (12 g) of polyacrylic acid (available  
10 from Polysciences, MW ~ 90,000) was combined with 13.30 g of methanol and 30.75 g of the solution from step A. The resulting polymer was stored as a 25% (w/w) solution in a water/methanol mixture.

**Preparation of Polymer 25 solution (3 steps):**

A] 2-methylbenzyl bromide (10.00g,  $5.40 \times 10^{-2}$  mol, Aldrich),  
15 triethanolamine (10.48 g,  $7.02 \times 10^{-2}$  mol, Aldrich), and tetrahydrofuran (54 ml) were combined in a 200 ml round bottomed flask fitted with a reflux condenser and a nitrogen inlet. The reaction was stirred at reflux for 14 hours at which point a large amount of a white solid had formed. The solid was collected by vacuum filtration, recrystallized from ethanol, and dried overnight in a vacuum oven at 60°C. 10.67 g (59% yield) of a fine,  
20 white powder was collected.

B] 10.00 g ( $2.99 \times 10^{-2}$  mol) of the product from step A was converted to the corresponding hydroxide salt using the procedure described for Polymer 2 (step B). 30 ml of a solution with a hydroxide content of 0.906 mEq/g was obtained.

C] 3.38 g of a 25% (w/w) aqueous solution of polyacrylic acid (available  
25 from Polysciences, MW ~ 90,000) was combined with 1.60 g of methanol and 15.02 g of

the solution from step A. The resulting polymer was stored as a 20% (w/w) solution in a water/methanol mixture.

TABLE II

Polymer #	Substituted Benzyl halide	Step A Conditions	Step A yield	[OH] (mEq/g) of ammonium hydroxide solution (Step 13)
11	3-methylbenzyl bromide	Ether, 25°C, 20 hours	90%	1.237
12	3,5-dimethylbenzyl bromide	Ether, 25°C, 20 hours	97%	1.145
13	1-bromomethyl-3-methoxybenzene	Ether, 25°C, 20 hours	98%	1.204
14	3-chlorobenzyl bromide	Ether, 25°C, 20 hours	98%	1.256
15	4-bromobenzyl bromide	Ether, 25°C, 20 hours	99%	1.330
16	4-fluorobenzyl bromide	Ether, 25°C, 20 hours	97%	0.952
17	4-methoxybenzyl chloride	Ether, 25°C, 20 hours	84%	2.220
18	4-methylbenzyl bromide	Ether, 25°C, 20 hours	98%	1.372
19	pentamethylbenzyl chloride	Ether, 3 eq. NMe <sub>3</sub> , reflux, 20 hours	98%	1.100
20	α-chloroisodurene	Ether, 3 eq. NMe <sub>3</sub> , 20 hours at 25°C then reflux for 4 hours	83%	1.520
21	3,4-dichlorobenzyl chloride	Ether, 3 eq. NMe <sub>3</sub> , reflux for 24 hours	54%	1.09
22	2,4-dichlorobenzyl chloride	Ether, 3 eq. NMe <sub>3</sub> , reflux, 20 hours	61%	1.14
23	3,4,5-trimethoxybenzyl bromide*	Ether, 25°C, 20 hours	88%	0.516

\*3,4,5-Trimethoxybenzyl bromide was synthesized from 3,4,5-trimethoxybenzyl

5 alcohol using triphenylphosphine/CBr<sub>4</sub>.

**Example 1: Printing Plate Prepared Using Polymer 1**

A coating formulation was prepared comprising Polymer 1 solution (3.74 g), CR-5L (0.12 g, an epoxy resin sold by Esprit Chemicals), FLUORAD FC-135 cationic surfactant (0.024 g of a 50% solution in isopropanol, 3M Co.), FX-GE-003 (1.80 g, a 10 % dispersion of polymer-grafted carbon black manufactured by Nippon Shokubai), methanol (9.66 g) and water (0.66 g). These components were stirred vigorously in a glass jar for approximately one hour and coated on a mechanically grained and anodized aluminum support at a wet coverage of 2.36 ml/ft<sup>2</sup> (25.5 ml/m<sup>2</sup>) that was sufficient to provide a dry coverage of 100 mg/ft<sup>2</sup> (1.08 g/m<sup>2</sup>) of polymer, 15 mg/ft<sup>2</sup> (162 mg/m<sup>2</sup>) of carbon black, and 10 mg/ft<sup>2</sup> (108 mg/m<sup>2</sup>) of CR-5L. The resulting printing plates were dried in an oven at 100 °C for 20 minutes to provide mechanically durable, black imaging layers.

The printing plates were then exposed on a platesetter (similar to the commercially available CREO TRENDSETTER™, but smaller in size) having an array of laser diodes operating at a wavelength of 830 nm each focused to a spot diameter of 23 μm. Each channel provided a maximum of 356 mW of power incident on the recording surface. The printing plates were mounted on a drum whose rotation speed was varied to provide for a series of images set at various exposures as listed in TABLE III below. The laser beams were modulated to produce halftone dot images.

20

TABLE III

IMAGE	IMAGING POWER (mW)	IMAGING EXPOSURE (mJ/cm <sup>2</sup> )
1	356	360
2	356	450
3	356	600
4	356	900

The imaged printing plates were mounted on a commercial A.B. Dick 9870 duplicator press and paper prints were made using VanSon Diamond Black

lithographic printing ink and Universal Pink fountain solution containing PAR alcohol substitute (Varn Products Company). It was apparent that the printing plates produced solid images of good quality at the two higher exposure levels. The background showed no scumming and no blanket toning or wear was observed over the press run of 2,000  
5 impressions.

**Example 2: Printing Plate Prepared Using Polymer 2**

Printing plates were prepared, imaged, and used for printing as described in Example 1. The imaging layer coating formulation comprised the Polymer 2 solution (5.68 g), CR-5L (0.12 g), FLUORAD FC-135 cationic surfactant (0.024 g), FX-GE-003  
10 (1.80 g), methanol (8.69 g) and water (8.69 g).

Upon printing, the plates produced solid images of good quality at the two higher exposure levels. The background showed no scumming and no blanket toning or wear was observed over the press run of 2,000 impressions.

**Example 3: Printing Plate Prepared Using Polymer 3**

15 A coating formulation was prepared comprising the Polymer 3 solution (11.04 g), CAB-O-JET® 200 (0.51 g, a 20% dispersion of anionically functionalized carbon black sold by the Cabot Co.), bis(vinylsulfonyl)methane (1.26 g of a 1.8 % solution in water), methanol (5.39 g) and water (1.80 g). The components were combined  
20 in a vial and zirconium beads were added to half the height of the vial. This mixture was roll-milled overnight and coated on a gelatin-subbed polyethylene terephthalate support with a wet coverage of 2.36 ml/ft<sup>2</sup> (25.5 ml/m<sup>2</sup>) that was sufficient to afford a dry coverage of 100 mg/ft<sup>2</sup> (1.08 g/m<sup>2</sup>) of polymer and 10 mg/ft<sup>2</sup> (108 mg/m<sup>2</sup>) of carbon black. The printing plates were dried in a convection oven at 80°C for 4 minutes.

The printing plates were then imaged and run on press as described in  
25 Example 1. Upon printing, the plates produced solid images of good quality at the

highest exposure level. The background showed no scumming and no blanket toning was observed over the press run of 1,000 impressions.

**Example 4: Printing Plate Prepared Using Polymer 4**

Printing plates were prepared, imaged and used on press as described in Example 1. The coating formulation comprised the Polymer 4 solution (4.76 g), CR-5L (0.12 g), FLUORAD FC-135 cationic surfactant (0.024 g), FX-GE-003 (1.80 g), methanol (9.15 g) and water (9.15 g). The imaging exposure series is shown in TABLE IV below.

The printing plates produced solid images of good quality at the higher two exposure levels. The background showed no scumming and no blanket toning or wear was observed over the press run of 2,000 impressions.

TABLE IV

IMAGE	IMAGING POWER (mW)	IMAGING EXPOSURE (mJ/cm <sup>2</sup> )
1	356	602
2	356	722
3	356	901
4	356	1200

**Example 5: Printing plate prepared from Polymer 5**

Printing plates were prepared as described in Example 1 except that the printing plates were cured at 80°C for 10 minutes. The imaging layer coating formulation comprised the Polymer 5 solution (5.83 g), CR-5L (0.12 g), FLUORAD FC-135 cationic surfactant (0.024 g), FX-GE-003 (1.80 g), methanol (8.62 g) and water (8.62 g).

The resulting printing plates were imaged in the same manner as described in Example 4 and used for printing in the same manner as described in Example 1. The printing plates produced solid images of good quality at all exposure levels. No wear was

observed over the press run of 2000 impressions. To test plate resilience and resistance to scumming, the ink setting on the A.B. Dick duplicator press was maintained at 3 while the fountain solution setting was slowly decreased from 20 (its standard setting) to 12. The background remained very clean until a setting of 14 was reached. As the fountain level was restored to 20, the plates rapidly cleared up and continued to provide good quality impressions.

**Example 6: Printing Plate Prepared Using Polymer 6**

Printing plates were prepared as described in Example 1. The imaging layer coating formulation comprised the Polymer 6 solution (6.73 g), CR-5L (0.12 g), FLUORAD FC-135 cationic surfactant (0.024 g), FX-GE-003 (1.80 g), methanol (8.16 g) and water (8.16 g).

The printing plates were imaged as described in Example 4 and used for printing as described in Example 1. They provided solid images of good quality at the three highest exposure levels. No scumming, blanket toning, or wear was observed over the press run of 2000 impressions.

In another press run, the ink setting on the A.B. Dick duplicator press was maintained at 3 while the fountain setting was slowly decreased from 20 (its standard setting) to 12 in order to test plate resilience and resistance to scumming. The background remained very clean until a setting of 14 was reached. As the fountain level was restored to 20, the printing plates rapidly cleared up and continued to provide good quality impressions.

**Example 7: Printing Plate Prepared Using Polymer 7**

Printing plates were prepared as described in Example 1 except that the plate was cured at 80 °C for 20 minutes. The imaging layer coating formulation comprised the Polymer 7 solution (7.30 g), CR-5L (0.12 g), FLUORAD FC-135 cationic surfactant (0.024 g), FX-GE-003 (1.80 g), methanol (7.88 g) and water (7.88 g).

The printing plates were imaged as described in Example 4 and used for printing as described in Example 1. The printing plates provided solid images of good quality at all exposure levels. No wear was observed over the press run of 2000 impressions. To test plate resilience and resistance to scumming, the ink setting on the A.B. Dick duplicator press was maintained at 3 while the fountain setting was slowly  
5 decreased from 20 (its standard setting) to 12. The background remained very clean until a setting of 14 was reached. As the fountain level was restored to 20, the printing plates rapidly cleared up and continued to provide good quality impressions.

**Example 8: Printing Plate Prepared Using Polymer 8**

10 Printing plates were prepared in an identical manner as described in Example 1 except that they were cured at 80°C for 3.5 minutes. The imaging layer coating formulation comprised the Polymer 8 solution (5.12 g), CR-5L (0.12 g), FC-135 (0.024 g), FX-GE-003 (1.80 g), methanol (8.95 g) and water (8.95 g).

The plates were imaged in the same manner as described in Example 4 and run on  
15 press in the same manner as described in Example 1. They produced solid images of good quality at all exposure levels. No wear was observed over the press run of 2000 impressions. To test plate resilience and resistance to scumming, the ink setting on the A.B. Dick duplicator press was maintained at 3 while the fountain setting was slowly decreased from 20 (its standard setting) to 12. The background remained very clean until  
20 a setting of 14 was reached. As the fountain level was restored to 20, the plates rapidly cleared up and continued to print good quality impressions.

**Example 9: Printing Plate Prepared Using Polymer 9**

Printing plates were prepared in an identical manner as described in Example 1 except that they were cured at 80°C for 5 minutes. The imaging layer coating  
25 formulation comprised the Polymer 9 solution (6.74 g), CR-5L (0.12 g), FC-135 (0.024 g), FX-GE-003 (1.80 g), methanol (8.16 g) and water (8.16 g).

The plates were imaged in the same manner as described in Example 4 and run on press in the same manner as described in Example 1. They produced solid images of good quality at all exposure levels. No wear was observed over the press run of 2000 impressions.

5 **Example 10: Printing Plates Prepared Using Polymers 10-25**

The formulation, coating, and imaging procedures described herein using polymers 10-25 are analogous to those described hereinabove for polymers 1-9. Coating formulations were prepared using each of the heat-sensitive switchable polymers 10-25 and the additional components in such quantities as to provide 25 g coating mixtures of approximately 6% solids that, when coated at a wet coverage of 2.36 cm<sup>3</sup>/ft<sup>2</sup> (25.5 cm<sup>3</sup>/m<sup>2</sup>) yield the target dry laydowns listed below in TABLE V. The diluent solvent was either 1:1 methanol:water (Polymers 10-18) or methanol (Polymers 19-23). The components were combined in a glass jar and stirred vigorously with a magnetic stirrer for one hour to afford the coating mixtures. The coating mixtures were coated using a 15 digitally controlled syringe drive coating machine on a mechanically grained and anodized aluminum support and dried in an oven at 80°C for 20 minutes.

TABLE V

Component	Laydown (mg/m <sup>2</sup> )
Switchable polymer	1080
CR-5L epoxy resin (Esprit Chemicals)	108
FC-135 surfactant (3M)	10.8
FX-GE-003 carbon black dispersion (Nippon Shokubai)	162

20 **Infrared Exposure and Printing**

The printing plates were exposed on an experimental platesetter (similar to the commercially available CREO TRENDSETTER™ platesetter, but smaller in size)

having an array of laser diodes operating at a wavelength of 830 nm each focused to a spot diameter of 23  $\mu\text{m}$ . Each channel provides a maximum of 450 mW of power incident on the recording surface. The plates were mounted on a drum whose rotation speed was varied to provide for a series of images set at various exposures as listed in

5 TABLE VI below. The laser beams were modulated to produce halftone dot images.

TABLE VI

Image	IMAGING POWER (mW)	IMAGING EXPOSURE (mJ/cm <sup>2</sup> )
1	356	360
2	356	450
3	356	600
4	356	900

The exposed printing plates were mounted on a commercial A.B. Dick 9870

10 duplicator press and prints were made using VanSon Diamond Black lithographic printing ink and Universal Pink fountain solution containing PAR alcohol substitute (Varn Products Company). Each plate was run for approximately 1,000 impressions.

For each plate, the roll-up (number of impressions printed before an image of acceptable density is obtained) and the imaging speed (lowest exposure for which a print

15 of acceptable density was obtained) were noted. The results are tabulated in TABLE VII below. Clearly, all of the Polymers **11-23** showed improvements in both criteria over the Control (Polymer **10**) that comprised an unsubstituted benzyl group in the quaternary ammonium cation. Similarly, the 2-methyl substituted N,N,N-tris(hydroxyethyl) ammonium polymer (Polymer **25**) showed notable improvements over Control Polymer

20 **24** that had no substitution on the aromatic ring.

TABLE VII

Polymer	Roll-up (number of impressions)	Imaging speed (mJ/cm <sup>2</sup> )
10 (Control)	200-250	900
11 <i>m</i> -methyl substituent	50	450
12 2,5-dimethyl substituent	50	450
13 <i>m</i> -methoxy substituent	100	450
14 <i>m</i> -chloro substituent	50	360
15 <i>p</i> -bromo substituent	75	450
16 <i>p</i> -fluoro substituent	100	450
17 <i>p</i> -methoxy substituent	150	600
18 <i>p</i> -methyl substituent	50	450
19 pentamethyl substituents	50	450-650
20 2,4,6-trimethyl substituents	25	450
21 3,4-dichloro substituents	25-50	350
22 2,4-dichloro substituents	50	450
23 3,4,5-trimethoxy substituents	50-75	450-650
24 tris(hydroxyethyl) Control	200-250	900
25 tris(hydroxyethyl) (2-methyl substituent)	50	600

The invention has been described in detail with particular reference to preferred embodiments thereof, but it will be understood that variations and modifications can be effected within the spirit and scope of the invention.

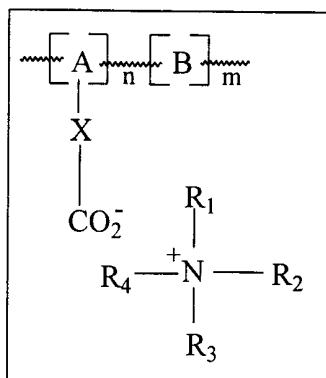
## CLAIMS

1. An imaging member comprising a support having thereon a hydrophilic imaging layer comprising a hydrophilic heat-sensitive polymer comprising repeating units comprising quaternary ammonium carboxylate groups.
- 5 2. The imaging member of claim 1 wherein the quaternary ammonium carboxylate groups comprise at least one substituted  $\text{-alkylene (C}_1\text{-C}_3\text{)-phenyl}$  group.
3. The imaging member of claim 1 further comprising a photothermal conversion material.
- 10 4. The imaging member of claim 3 wherein said photothermal conversion material is an infrared radiation absorbing material and is present in said imaging layer.
5. The imaging member of claim 3 wherein said photothermal conversion material comprises carbon black or is an infrared radiation absorbing dye.
- 15 6. The imaging member of claim 5 wherein said carbon black is a polymer-grafted or anionic surface-functionalized carbon black.
7. The imaging member of claim 1 wherein said support is a polyester or aluminum support.
8. The imaging member of claim 1 wherein said heat-sensitive  
20 polymer is crosslinked.
9. The imaging member of claim 1 further comprising a crosslinking agent in said imaging layer.

10. The imaging member of claim 1 wherein said heat-sensitive polymer comprises at least 1 mole of quaternary ammonium carboxylate groups per 1300 g of polymer.

11. The imaging member of claim 10 wherein said heat-sensitive polymer comprises from about 1 mole of quaternary ammonium carboxylate groups per 1000 g of polymer to about 1 mole of quaternary ammonium carboxylate groups per 45 g of polymer.

12. The imaging member of claim 1 wherein said heat-sensitive polymer is represented by Structure 1 below wherein "A" represents recurring units derived from ethylenically unsaturated polymerizable monomers, X is a spacer group, R<sub>1</sub>, R<sub>2</sub>, R<sub>3</sub>, and R<sub>4</sub> are independently alkyl or aryl groups, or any two, three or four of R<sub>1</sub>, R<sub>2</sub>, R<sub>3</sub>, and R<sub>3</sub> can be combined to form one or two heterocyclic rings with the charged nitrogen atom, and B represents non-carboxylated recurring units, m is 0 to about 75 mol%, and n is from about 25 to 100 mol%



Structure 1.

13. The imaging member of claim 12 wherein any two, three or four of R<sub>1</sub>, R<sub>2</sub>, R<sub>3</sub>, and R<sub>3</sub> are combined to form one or two heterocyclic rings with the charged nitrogen atom.

14. The imaging member of claim 13 wherein the heterocyclic rings are indoline or isoindoline rings.
15. The imaging member of claim 12 wherein at least one of  $R_1$ ,  $R_2$ ,  $R_3$ , or  $R_4$  is a substituted or unsubstituted benzyl or phenyl group.
- 5 16. The imaging member of claim 12 wherein  $R_4$  comprises a substituted or unsubstituted alkylene group having 1 to 2 carbon atoms and a phenyl group that can have up to five substituents.
- 10 17. The imaging member of claim 12 wherein  $R_4$  comprises one or more halo, alkyl group, alkoxy group, cyano, nitro, aryl group, alkyleneoxycarbonyl group, alkylcarbonyloxy group, amido, amino carbonyl, formyl, mercapto or heterocyclic, trihalomethyl, perfluoroalkyl or alkyleneoxycarbonyl substituents.
18. The imaging member of claim 17 wherein  $R_4$  comprises 1 to 5 halo, methyl, ethyl, methoxy or 2-ethoxy substituents on the phenyl moiety.
- 15 19. The imaging member of claim 12 wherein  $R_1$ ,  $R_2$  and  $R_3$  are independently alkyl groups of 1 to 3 carbon atoms or hydroxyalkyl of 1 to 3 carbon atoms, and  $R_4$  comprises 1 or 2 methyl, fluoro, chloro, bromo, methoxy or 2-ethoxy substituents.
- 20 20. The imaging member of claim 12 wherein  $m$  is from 0 to about 50 mol%, and said B recurring units are derived from at least some additional ethylenically unsaturated polymerizable monomers having unreacted carboxy groups, acid anhydride units or a conjugate base thereof.
21. The imaging member of claim 20 wherein one of said additional monomers is acrylic acid, methacrylic acid, maleic anhydride or a conjugate base or a hydrolysis product thereof.

22. The imaging member of claim 8 wherein said heat-sensitive polymer is crosslinked with an epoxy-containing resin in said imaging layer.

23. The imaging member of claim 1 wherein said imaging layer is the sole layer on said support.

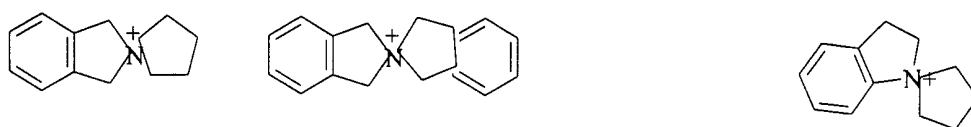
5 24. The imaging member of claim 1 wherein said heat sensitive crosslinked vinyl polymer is any one of Polymer 1, Polymer 2, Polymer 3, Polymer 4, Polymer 5, Polymer 6, Polymer 7, Polymer 8, Polymer 9, Polymer 11, Polymer 12, Polymer 13, Polymer 14, Polymer 15, Polymer 16, Polymer 17, Polymer 18, Polymer 19, Polymer 20, Polymer 21, Polymer 22, Polymer 23, Polymer 25 or a mixture of any of  
10 these.

25. The imaging member of claim 1 wherein said support is an on-press printing cylinder.

26. The imaging member of claim 1 wherein said hydrophilic imaging layer further comprises an epoxy-containing resin to provide crosslinking to said  
15 hydrophilic heat-sensitive polymer.

27. The imaging member of claim 12 wherein m is from 0 to 75 mol%, and said B recurring units are derived from at least some additional ethylenically unsaturated polymerizable monomers having unreacted carboxy groups, acid anhydride groups or a conjugate base thereof.

20 28. The imaging member of claim 1 wherein said heat-sensitive polymer comprises spiro-quaternary ammonium cations that are any one of the following cations:



or

29. A method of imaging comprising the steps of
- A) providing the imaging member of claim 1, and
  - B) imagewise exposing said imaging member to energy to provide exposed and unexposed areas in the imaging layer of said imaging member,
- 5 whereby said exposed areas are rendered more oleophilic than said unexposed areas by heat provided by said imagewise exposing.
30. A method of imaging comprising the steps of
- A) providing the imaging member of claim 2, and
  - B) imagewise exposing said imaging member to energy to
- 10 provide exposed and unexposed areas in the imaging layer of said imaging member, whereby said exposed areas are rendered more oleophilic than said unexposed areas by heat provided by said imagewise exposing.
31. The method of claim 29 wherein said imaging member further comprises a photothermal conversion material, and imagewise exposing is carried out
- 15 using an IR radiation emitting laser.
32. The method of claim 29 wherein said imagewise exposing is carried out using a thermoresistive head.
33. The method of claim 29 wherein said imaging member is provided in step A by spraying said heat-sensitive polymer onto a cylindrical support.
- 20 34. A method of printing comprising the steps of:
- A) providing the imaging member of claim 1,
  - B) imagewise exposing said imaging member to energy to provide exposed and unexposed areas in the imaging layer of said imaging member,
- 25 whereby said exposed areas are rendered more oleophilic than said unexposed areas by heat provided by said imagewise exposing, and

C) contacting said imagewise exposed imaging member with a fountain solution and a lithographic printing ink, and imagewise transferring said ink to a receiving material.

35. A method of printing comprising the steps of:

5

A) providing the imaging member of claim 2,

B) imagewise exposing said imaging member to energy to provide exposed and unexposed areas in the imaging layer of said imaging member, whereby said exposed areas are rendered more oleophilic than said unexposed areas by heat provided by said imagewise exposing, and

10

C) in the presence of water or a fountain solution, contacting said imagewise exposed imaging member with a lithographic printing ink, and imagewise transferring said ink to a receiving material.