



US00D359802S

United States Patent [19]
Fontaine

[11] **Patent Number: Des. 359,802**

[45] **Date of Patent: ** Jun. 27, 1995**

[54] **VASCULAR STENT**

[57] **CLAIM**

[75] **Inventor: Arthur B. Fontaine, Upper Arlington, Ohio**

The ornamental design for a vascular stent, as shown and described.

[73] **Assignee: Cook Incorporated, Bloomington, Ind.**

DESCRIPTION

[**] **Term: 14 Years**

FIG. 1 is a side view showing my new design of a vascular stent; in the drawing, the stent is enlarged for purposes of clarity and is shown in an expanded condition;

[21] **Appl. No.: 723,525**

FIG. 2 is another side view of the vascular stent of FIG. 1;

[22] **Filed: Jun. 28, 1991**

FIG. 3 is a view of one end of the stent of FIG. 1; FIG. 4 is a view of the opposite end of the stent of FIG. 1;

[52] **U.S. Cl. D24/155**

[58] **Field of Search D24/112, 155, 231; 606/198, 108, 154, 194, 195; 623/1, 13; 604/96; 128/DIG. 8**

FIG. 5 is a side view showing my new design of a vascular stent in a non-expanded condition;

FIG. 6 is another side view of the stent of FIG. 2;

FIG. 7 is a view of one end of the stent of FIG. 5;

FIG. 8 is a view of the opposite end of the stent of FIG. 5; and,


FIG. 9 is a partial perspective view of one end of the stent of FIG. 1 in an expanded condition, the broken line showing is for illustrative purposes only and forms no part of the claimed design.



[56] **References Cited**

U.S. PATENT DOCUMENTS

5,059,211 10/1991 Stack et al. 606/198
5,100,429 3/1992 Sinofsky 606/195

Primary Examiner—Stella Reid
Attorney, Agent, or Firm—Richard J. Godlewski





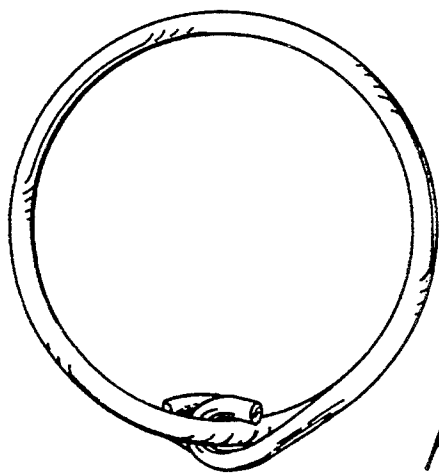


FIG. 3

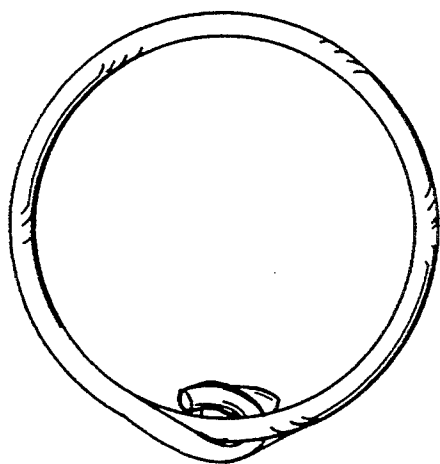


FIG. 4

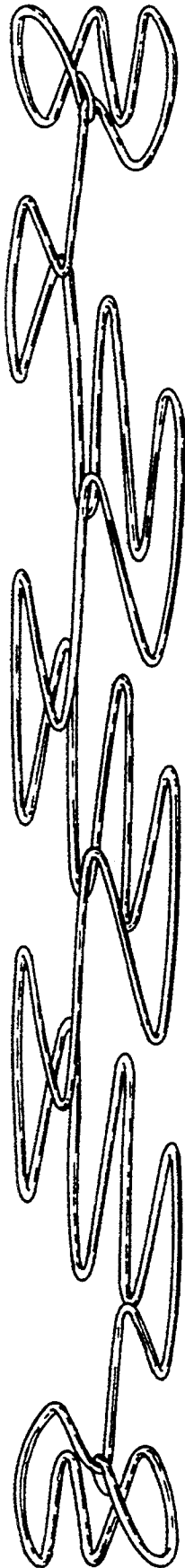


FIG. 5

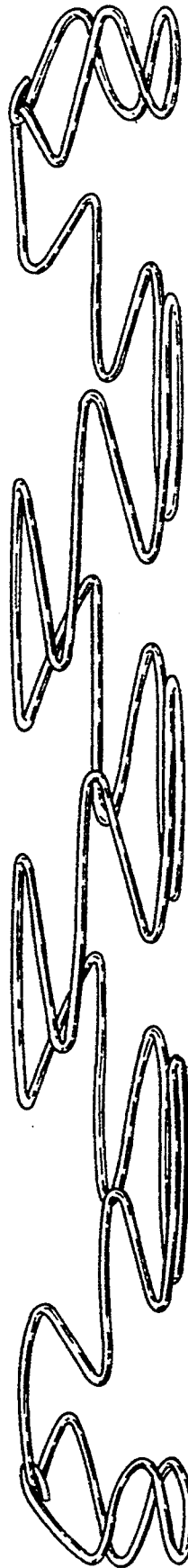


FIG. 6

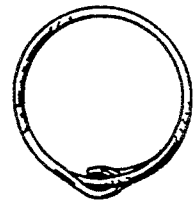


FIG. 7




FIG. 8

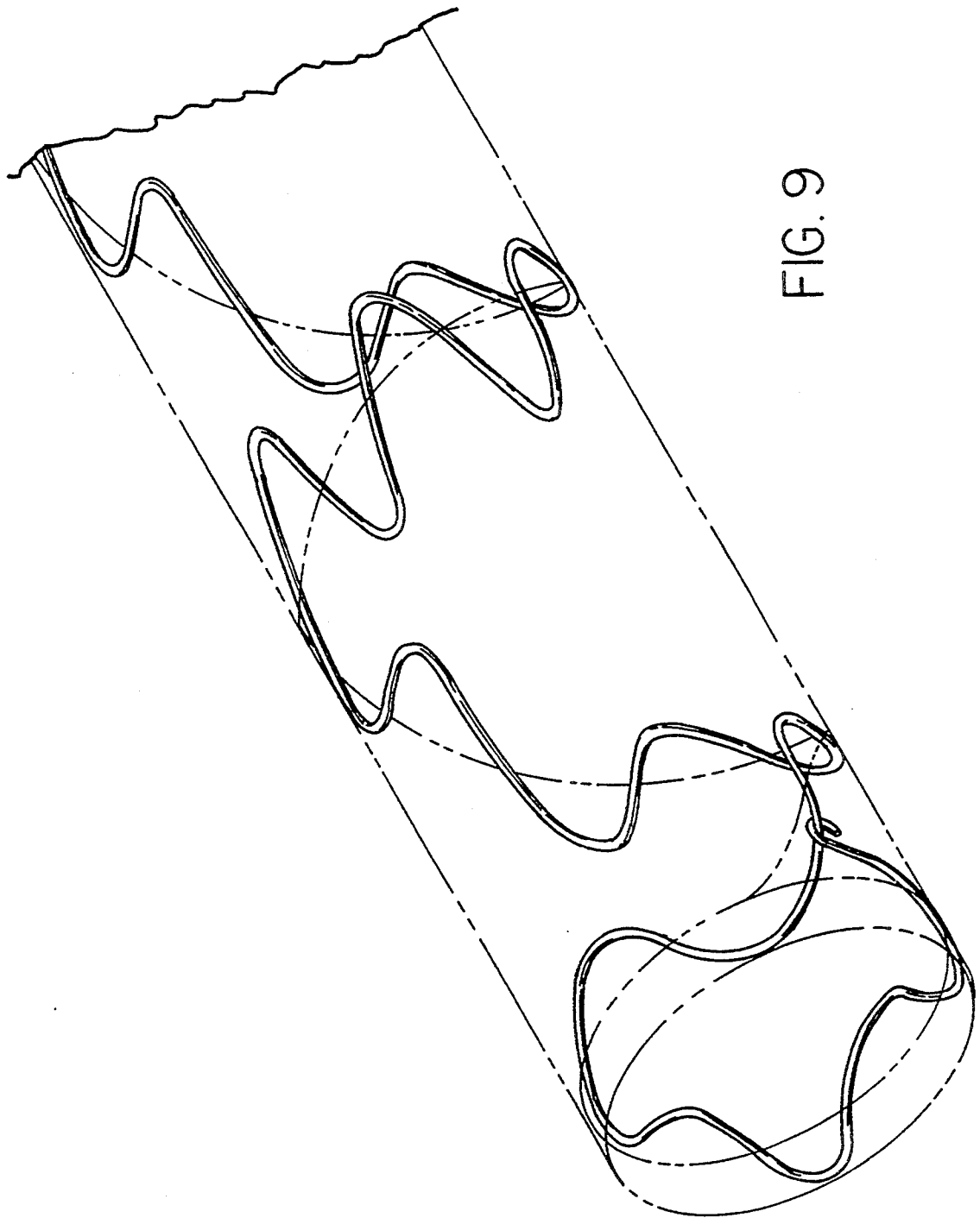


FIG. 9