



US00D892566S

(12) **United States Design Patent** (10) **Patent No.:** **US D892,566 S**  
**Snir et al.** (45) **Date of Patent:** **\*\* Aug. 11, 2020**

(54) **COMBINED CUP AND CELL PHONE  
HOLDER FOR MOLDED PLASTIC CHAIR**

D516,393 S 3/2006 Wickenhauser  
D534,397 S 1/2007 Burch  
(Continued)

(71) Applicant: **Adams Mfg. Corp.**, Portersville, PA  
(US)

*Primary Examiner* — Terry A Wallace

(74) *Attorney, Agent, or Firm* — Buchanan Ingersoll &  
Rooney PC

(72) Inventors: **Shlomo Snir**, Cranberry Township, PA  
(US); **Robert G. Schreiber**, Prospect,  
PA (US)

(57)

**CLAIM**

The ornamental design for a combined cup and cell phone  
holder for molded plastic chair, as shown and described.

(73) Assignee: **Adams Mfg. Corp.**, Portersville, PA  
(US)

**DESCRIPTION**

(\*\*) Term: **15 Years**

(21) Appl. No.: **29/674,465**

(22) Filed: **Dec. 21, 2018**

(51) **LOC (12) Cl.** ..... **07-06**

(52) **U.S. Cl.**

USPC ..... **D7/620**

(58) **Field of Classification Search**

USPC ..... D7/619.1–625; D12/411, 419, 420

CPC .... A47C 7/62; A47C 7/68; A47C 7/54; B60N

3/103; B60N 3/106; A47G 23/0225;

A47G 23/0216

See application file for complete search history.

(56) **References Cited**

**U.S. PATENT DOCUMENTS**

3,215,467	A	11/1965	McFarland et al.	
D304,795	S	11/1989	Klopp	
D361,924	S	9/1995	Becker	
5,797,655	A	8/1998	Miles	
D398,127	S	9/1998	Bergin et al.	
D400,678	S	11/1998	Clark et al.	
5,865,412	A *	2/1999	Mason	A47C 7/62 248/214
D413,769	S *	9/1999	Mason	D7/620
6,010,104	A	1/2000	Hanson et al.	
6,478,371	B1	11/2002	Clarke	

FIG. 1 is a perspective view of our combined cup and cell  
phone holder for molded plastic chair;

FIG. 2 is a top view thereof;

FIG. 3 is a left side view thereof;

FIG. 4 is a right side view thereof;

FIG. 5 is a front view thereof;

FIG. 6 is a rear view thereof;

FIG. 7 is a bottom view thereof;

FIG. 8 is a perspective view, drawn at a smaller scale than  
FIGS. 1 through 7, showing our combined cup and cell  
phone holder for molded plastic chair on the arm of a  
molded plastic chair;

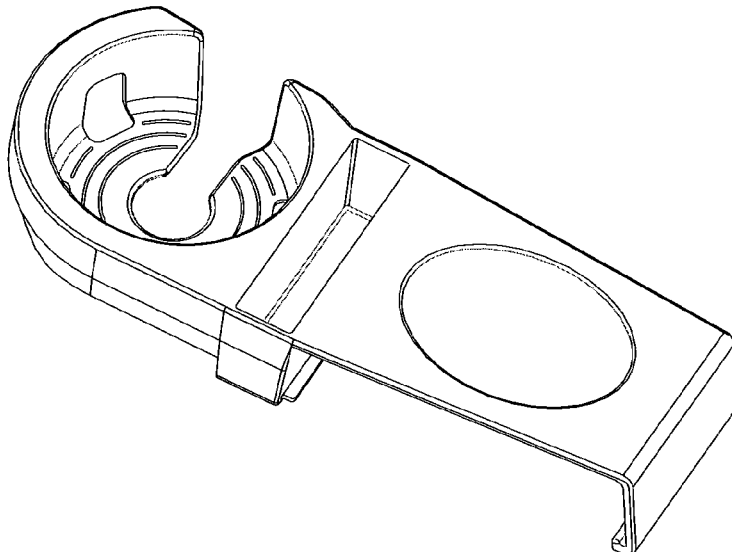
FIG. 9 is a perspective view, drawn at the same smaller scale  
as FIG. 8, showing our combined cup and cell phone holder  
for molded plastic chair attached to the underside of the arm  
of a molded plastic chair;

FIG. 10 is a top view of an alternative embodiment of our  
combined cup and cell phone holder for molded plastic  
chair; and,

FIG. 11 is a bottom view of the embodiment shown in FIG.  
10; the left side, right side front and rear views of this  
embodiment being the same as comparable views of the first  
embodiment shown in FIGS. 3-6.

The portion of the chair in dash-dot lines in FIGS. 8 and 9  
and the optional circular cut-out shown in in dash-dot lines  
in FIGS. 10 and 11 are shown for environmental purposes  
and form no part of the claimed design.

**1 Claim, 4 Drawing Sheets**



(56)

**References Cited**

U.S. PATENT DOCUMENTS

7,249,799	B2	7/2007	Luce	
8,333,429	B2	12/2012	Nelson et al.	
D673,816	S *	1/2013	Phillips .....	D7/620
8,636,319	B1	1/2014	Parker, Jr.	
2005/0051690	A1 *	3/2005	Phillips .....	A47C 7/62 248/311.2
2012/0007394	A1 *	1/2012	Nelson .....	A47C 7/62 297/188.18

\* cited by examiner

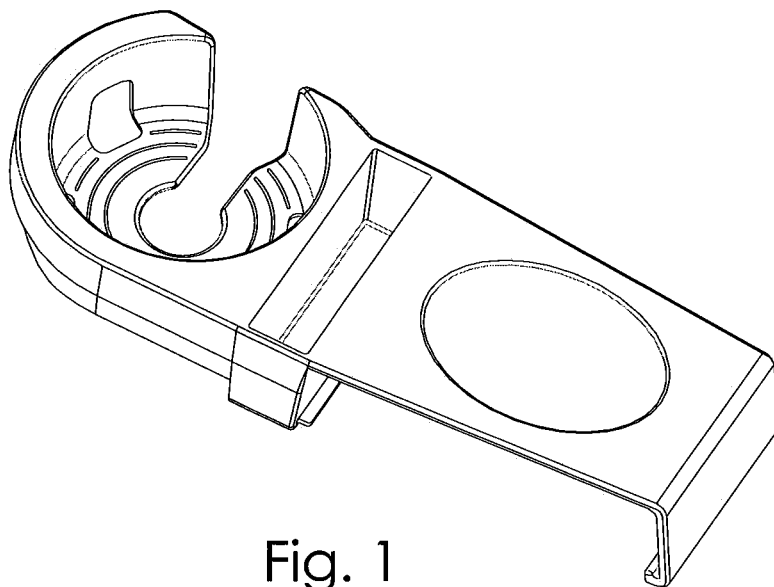


Fig. 1

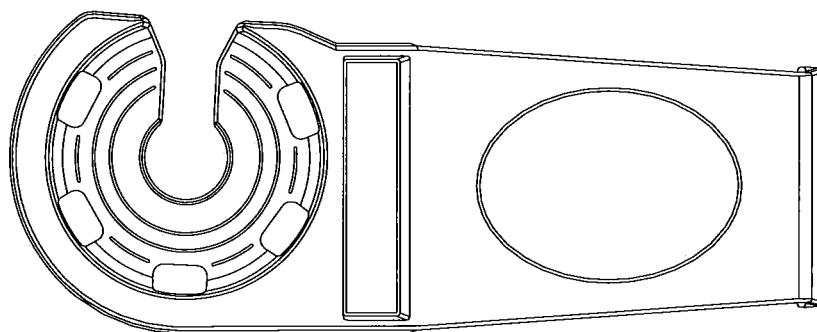


Fig. 2

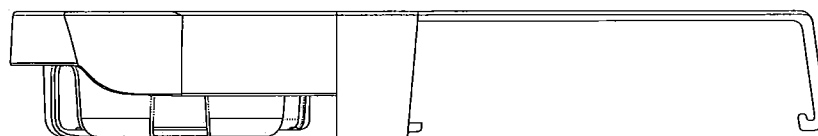


Fig. 3

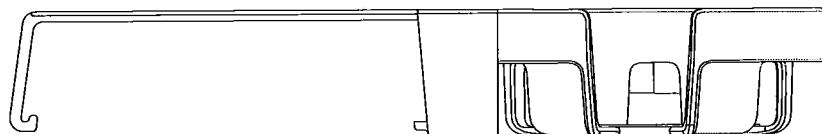


Fig. 4

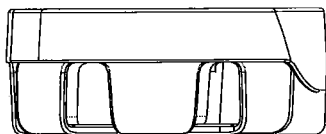


Fig. 5




Fig. 6

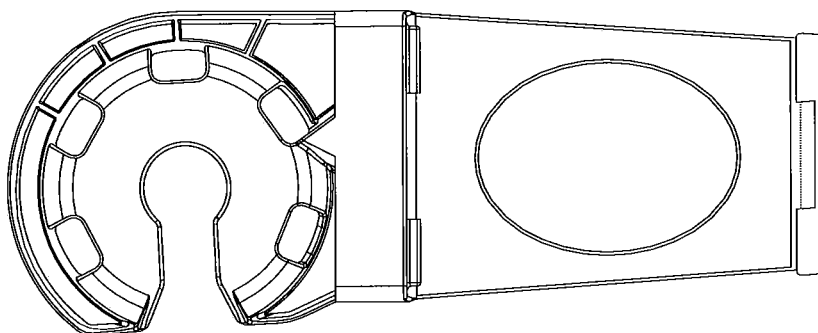


Fig. 7

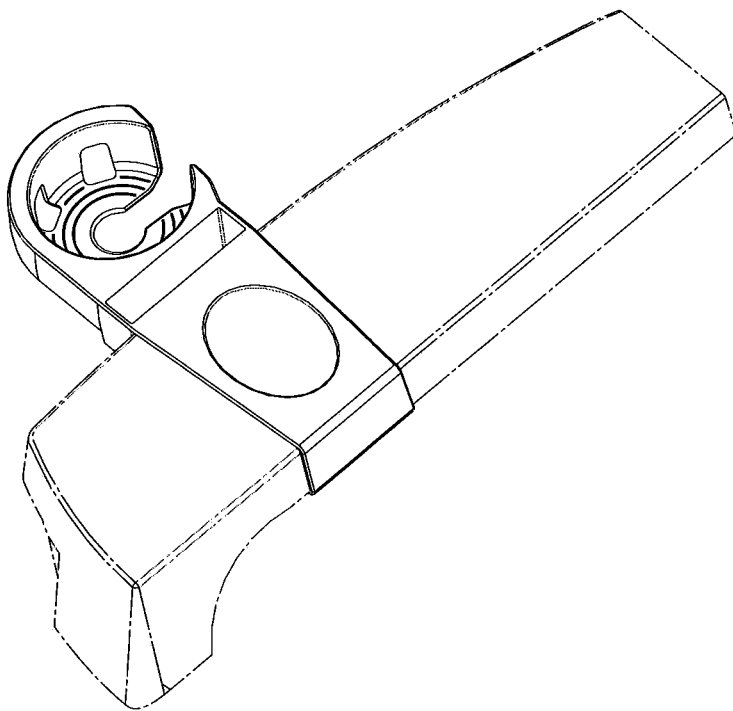


FIG. 8

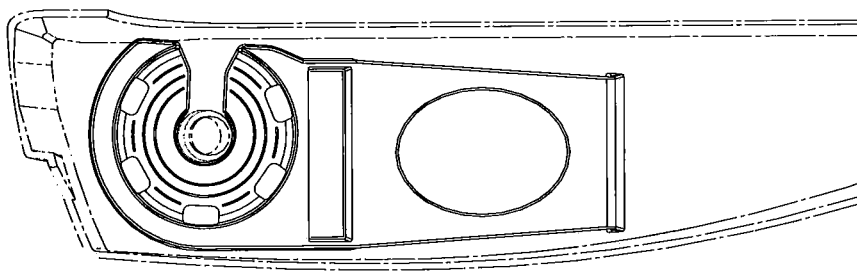


FIG. 9

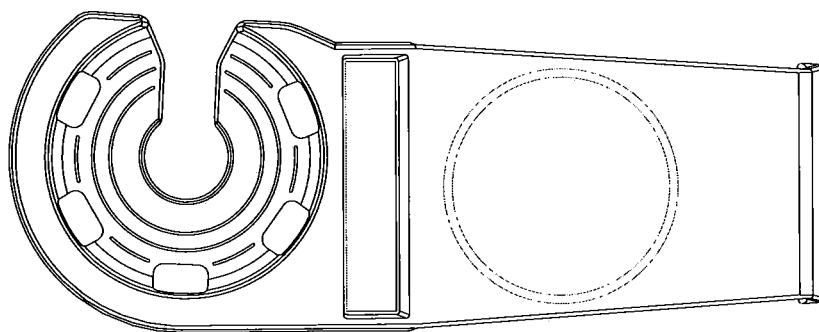


Fig. 10

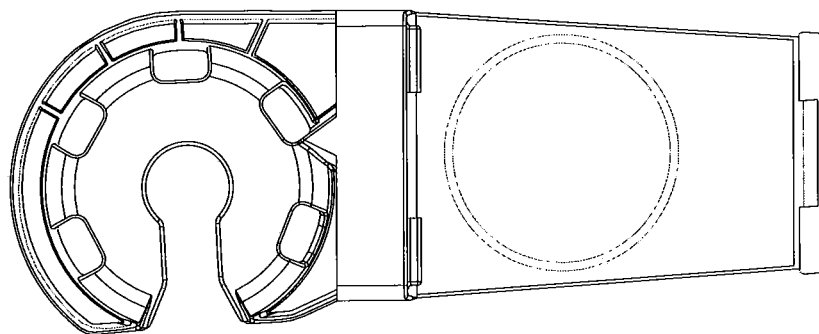


Fig. 11