

A. Clarke,

Shoemakers Hammer.

No. 112,902.

Patented Mar. 21, 1871.

Fig. 1

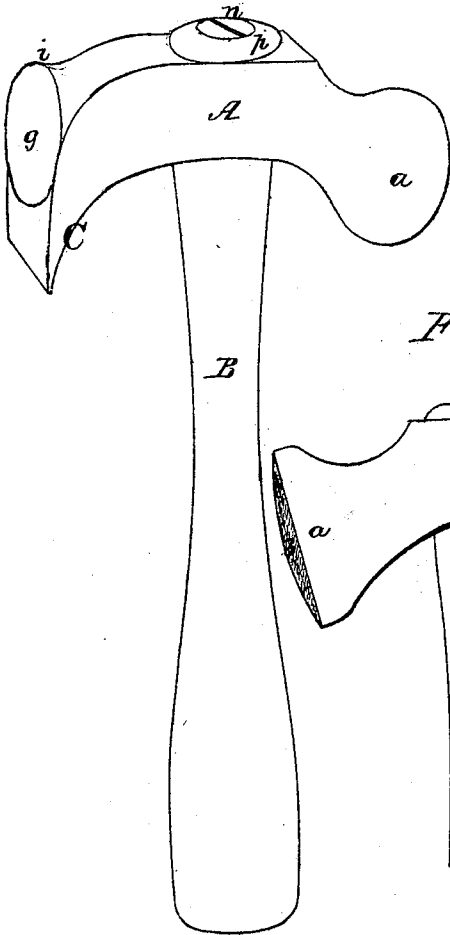


Fig. 2

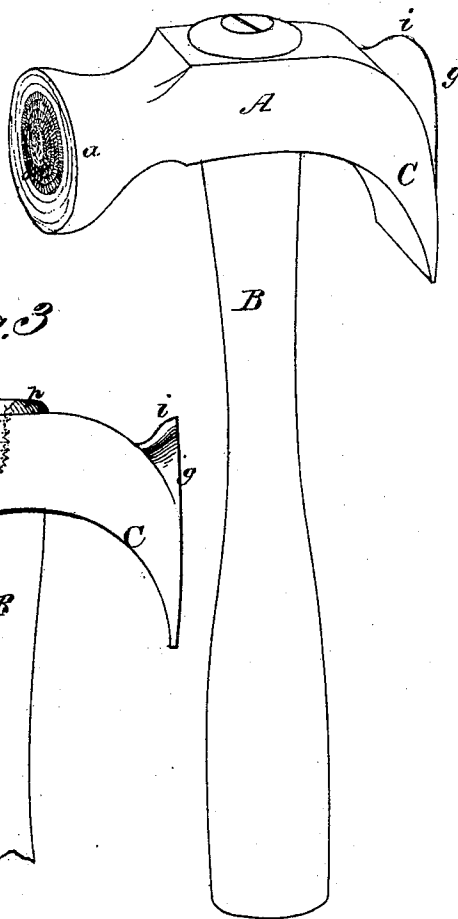


Fig. 3

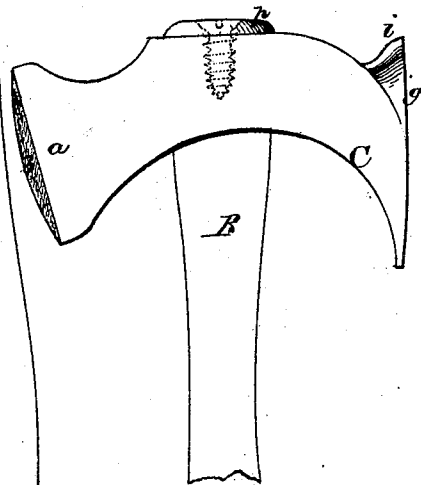
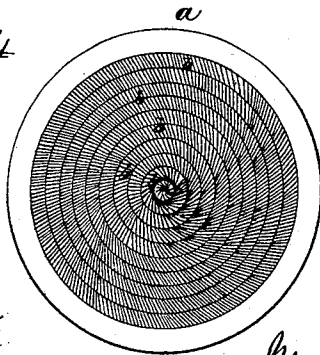


Fig. 4



Witnesses.
R. J. Campbell
J. N. Campbell

Inventor
Arthur Clarke
by
Mason, Henrich & Saunders
Agents - Washington, D.C.

United States Patent Office.

ARTHUR CLARKE, OF BOSTON, MASSACHUSETTS.

Letters Patent No. 112,902, dated March 21, 1871.

IMPROVEMENT IN SHOEMAKERS' HAMMERS.

The Schedule referred to in these Letters Patent and making part of the same.

To all whom it may concern:

Be it known that I, ARTHUR CLARKE, of Boston, in the county of Suffolk and State of Massachusetts, have invented an Improved Shoemakers' Hammer; and I do hereby declare that the following is a full, clear, and exact description thereof, reference being had to the accompanying drawing making part of this specification, in which—

Figures 1 and 2 are perspective views of my improved hammer.

Figure 3 is a side view of the hammer, having a portion of the handle broken away.

Figure 4 is an end view of the serrated head, enlarged.

Similar letters of reference indicate corresponding parts in the several figures.

This invention relates to hammers which are used by shoemakers while "lasting" their work.

It consists—

First, in constructing, upon the curved pane of a shoemaker's hammer, a striking-head in such manner that, while this head will not in any manner interfere with the use of the pane, the latter will not interfere with the use of the said head, as will be hereinafter explained.

Second, in the construction of a shoemaker's hammer with two striking-heads and a curved pane, one of which heads presents a serrated face and the other a smooth face, as will be hereinafter explained.

The following description will enable others skilled in the art to understand my invention.

In the accompanying drawing—

A represents the body of the hammer;

C, its curved pane; and

B, its handle, to which latter the body is secured in the usual well-known manner of applying handles to shoemakers' hammers, with the addition of the washer *p* and screw *n*.

On one end of the body A head, *a*, is formed, having a convex serrated face, the serrations *b* of which are arranged in concentric circles, and are preferably made elongated, as shown in fig. 4. These serrations are intended to prevent the hammer from slipping while driving nails, and thereby to give confidence to the shoemaker during such operation. By employing the circles of elongated serrations they will indent themselves into the nails, and not only prevent the face from slipping, but also prevent the nails from inclining while being driven.

It will be seen, by reference to fig. 3, that the serrated face *b* of the hammer is oblique to the length of the handle B. The object of this is to render it unnecessary for the shoemaker to lift the upper arm while using the hammer. The proper angle of obliquity would be a plane intersecting the elbow-joint when the hammer is grasped naturally in the hand,

with the head *a* held downward, thus requiring a simple articulation of the elbow to perform the striking, and greatly diminishing the labor required for such performance.

The circumference of the head *a* is rounded, and terminates in a contracted neck, which joins with the body of the hammer.

The convex surface of the pane C has constructed upon it a smooth striking-head, *g*, which, like the serrated head *a*, may be oblique to the length of the handle B, in the same manner and for the same purpose as above described.

The surface of the head *g* blends with the convexity of the pane C nearest the edge of the latter, while the opposite portion of this head presents a semicircular ridge, *i*, which will be found very useful for raising nails which have been partially driven crooked, and for many other purposes.

One of the advantages of the hammer above described is that it combines the features of two hammers in one, so that by a simple movement of the handle in the hand either the smooth-faced head or the serrated-faced head can be brought in use. And, in addition to the two heads, the hammer is provided with a curved pane, the manipulation of which will be facilitated by the head *g* serving as a purchase or fulcrum while raising one side of a heel during the act of inserting a "runner."

I am aware that a shoemaker's hammer has been constructed with two hammering-faces, and that such faces have been arranged in a peculiar relation to the handle. Such a hammer has no resemblance to the well-known shoemakers' hammer, which has a curved pane.

I am also aware a number of tools have been combined with one handle. I further am aware that a hammer with a single head at one end and a pane at the other has been provided with claws or drawing-jaws; but there is no auxiliary head on the pane of this hammer.

Having described my improved shoemakers' hammer,

What I claim as new, and desire to secure by Letters Patent, is—

1. The head *g*, constructed upon the convex side of the pane C, substantially as described.

2. The semicircular ridge *i* of the head *g*, rising acutely from the convex side of the pane C, substantially as described.

3. The shoemakers' hammer constructed with the serrated-faced head *a*, the smooth-faced head *g*, and the curved pane C, substantially as and for the purpose described.

Witnesses:

A. E. SCOTT,

J. M. CHURCHILL.

ARTHUR CLARKE.