

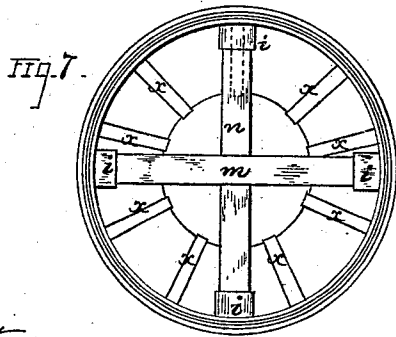
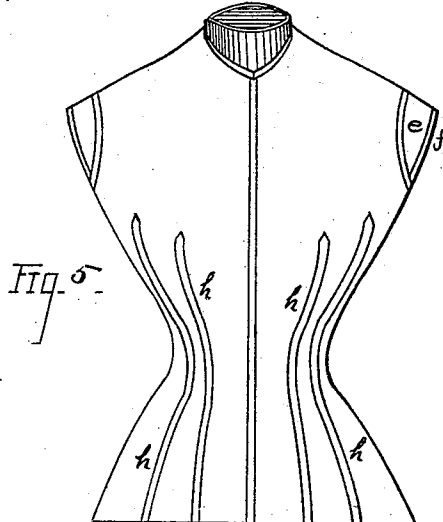
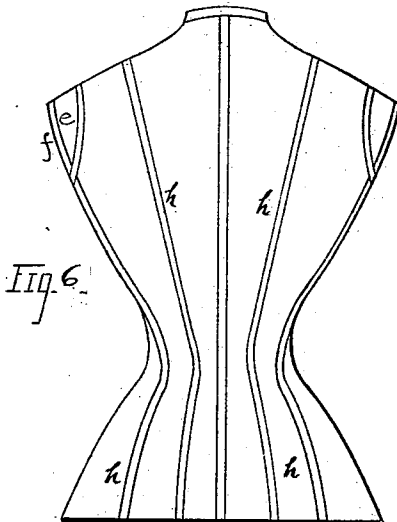
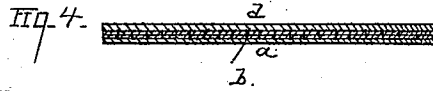

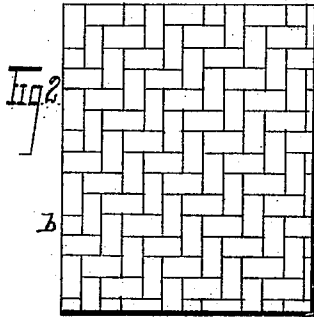

(No Model.)

2 Sheets—Sheet 1.

J. A. GILLOTTE.
DUMMY FORM.

No. 249,036.

Patented Nov. 1, 1881.



Witnesses;
Chas. McGill
Herman Gustow

Inventor;
John A. Gillette
 By his Attys.
Low Cox

(No Model.)

J. A. GILLOTTE.
DUMMY FORM.

2 Sheets—Sheet 2.

No. 249,036.

Patented Nov. 1, 1881.

Fig. 9.

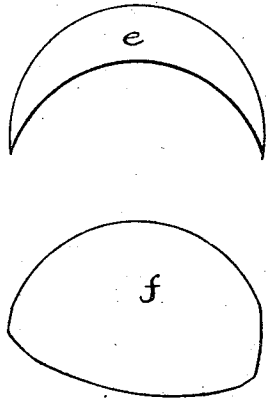
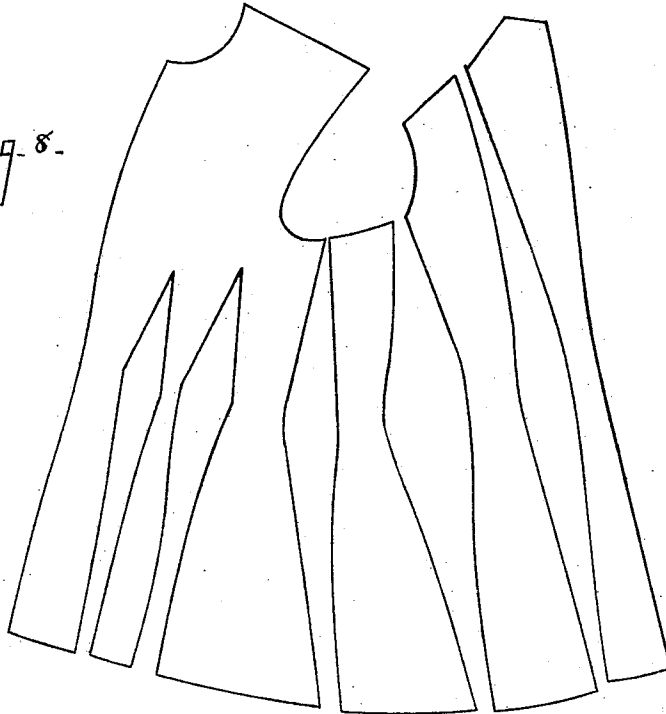


Fig. 8.



Witnesses:

Chas. Gill
Herman Gustow

Inventor;

John A. Gillette,
By his Atty.,
Cox & Cox

UNITED STATES PATENT OFFICE.

JOHN A. GILLOTTE, OF NEW YORK, N. Y., ASSIGNOR TO ELLEN GILLOTTE,
OF SAME PLACE.

DUMMY-FORM.

SPECIFICATION forming part of Letters Patent No. 249,036, dated November 1, 1881.

Application filed August 12, 1881. (No model.)

To all whom it may concern:

Be it known that I, JOHN A. GILLOTTE, of New York, in the county of New York and State of New York, have invented a new and useful Improvement Dummy-Forms, of which the following a specification, reference being had to the accompanying drawings.

The invention relates to the production of a new material for use in the arts, and to its special application in the production of dummy-figures for fitting and exhibiting garments or wearing-apparel.

The object of my invention is to produce a material which will be cheap, durable, and serve as a substitute for leather or metal in the manufacture of the articles hereinafter specified. It is a material, also, which can be readily manipulated, and which will not be materially affected by changes in the atmosphere. In its application to the production of a dummy-figure I am enabled to more closely simulate the human form, and to rapidly and economically produce a figure which may be effectively used for fitting garments as well as exhibiting them. The figure produced out of my material is light, strong, and not easily disfigured, broken, or fractured by ordinary usage, and is devoid of overlapping seams, solder, rivets, or the other various expedients now employed for securing the parts of the dummy-figures now in use.

I will first describe the new material which is the subject of this application, and the process for preparing it for subsequent use in its application to the production of a dummy-figure.

Reference being had to the accompanying drawings, Figures 1, 2, and 3 indicate the different layers composing my material. Fig. 4 is a vertical section with the layers united. Fig. 5 is a front view of a dummy-figure. Fig. 6 is a back view, and Fig. 7 is a bottom view, of the same. Fig. 8 is a view illustrating the form of the strips adapted to constitute one-half of the figure, said half being the front and back quarters of the left-hand side thereof; and Fig. 9 illustrates plan views of the arm-tips.

The material consists of a layer of canvas, *a*, middle layer of india-matting, and a layer of felt, or materials answering similar purposes, *a* indicating the canvas, *b* the matting, and *d*

the felt, each layer performing a very essential function in the usefulness of the composit.

In assembling the parts *a*, *b*, and *d* so as to form one homogeneous thickness, I place the india-matting between the canvas and felt, and apply upon each side of it a sizing or layer of glue, cement, or other adhesive agent, which will cause the layers to strongly adhere to each other, and also, by preference, to assist in giving rigidity to the material. When in use the felting or outside material, which may be of various colors or patterns, will add to the ornamental character of the manufactured article, whatever it may be, while the canvas, in addition to making good lining, strengthens the material, and the india-matting acts to give the article the necessary strength and to prevent it from being indented or broken by ordinary use, and also, not being materially affected by changes in the atmosphere, assists in preserving the contour of the article.

It may be possible to substitute for the felt a cloth or analogous material, and for the canvas certain qualities of ducking, and to produce thereby a material having substantially the same qualities as that above described. Such substitutions or modifications I desire it to be understood are within the scope of my invention; and I do not limit myself, therefore, to the use of the particular materials mentioned, the foregoing description being presented as pointing one method by which my invention may be successfully practiced.

The material which I have described may be employed in the manufacture of satchels, book-covers, and various other articles which should embody strength, durability, and rigidity, accompanied with a degree of elasticity or spring. In the accompanying drawings, I have illustrated its application, as aforesaid, in the manufacture of a dummy-figure, in the production of which I take a sheet or piece of the material of sufficient size and apply paper patterns of proper design, then mark around the patterns and cut the sheet accordingly, without allowing for seams or overlapping edges along the marks, as has been necessary in the production of dummy-figures heretofore. The material is of such a nature that it may be cut with ordinary shears. After cutting from the

sheet a sufficient number of strips or pieces to form the right and left hand sides and shoulder-tips of the figure, I proceed to give them the necessary conformation. I first take the 5 pieces for forming one side of the figure—such, for instance, as are shown in Fig. 8—and with the hand press the corresponding edges until those opposite to each other meet, forming a smooth joint, and then stitch these meeting 10 edges together, not allowing them to overlap in any particular. This imparts some form to the article and enables me to proceed in completing it. After the stitching just mentioned has been completed, I take strips of canvas *x* 15 and secure them by glue, cement, or other adhesive agent over the meeting edges of the half of the article now partly finished and along the inner side of same. If desired to give additional strength to the figure, the inner 20 surface thereof may receive a coating or sizing of glue or some other adhesive substance. After the inner side of the half of the figure has been treated in this manner, I apply strips of braid *h*, by means of glue or other material 25 which will cause them to adhere, over the meeting edges or seams on the outside of the article. The strips of braid will preferably be of a color different from that of the rest of the figure, in order to add to the general appearance of the same, and as they indicate the 30 points at about which the seams of the garment should be. After preparing one half of the dummy-figure as above described the other half is similarly treated and the two halves 35 attached together, their edges being secured by strips of canvas *x* upon the inside, and strips of braid *h* upon the outside, in a manner analogous to the method of securing the seams above mentioned. The neck-piece is cut in 40 the proper form of my material, and secured in position by the braid and glue or some other adhesive agent. The arm-tips consist of the pieces *e f*, the piece *e* being of a form analogous to a crescent and applied along the upper edge 45 and sides of the arm-hole, the piece *f* being of any suitable form to fill the arm-hole after the piece *e* has been applied.

The figure above described represents the bust, waist, hips, shoulders, and neck, and may 50 be employed in that condition, or a skirt may be applied, as may be preferred. In the latter case I place just within the lower edges of the figure the two strips of wood *m n*, which cross each other and are supplied upon their ends 55 with the metallic ferrules *i*. The strips *m n* will preferably be secured by pins driven through the sides of the figure into their ends. The skirt, which usually consists of wire and a ring or band forming the waist at its upper end, is 60 secured to the figure according to the method which I consider most desirable, by soldering the band to the metallic ferrules on the ends of the cross-pieces *m n*. The purpose of the fer-

rules is simply to enable me to secure the skirt to the figure in a rapid and economical manner. 65

The figure described will be mounted upon a suitable rod or stand so as to turn or revolve thereon in the customary way.

It will be observed that in the body of the figure I entirely avoid the use of tacks and projecting seams and other objectionable features 70 which are incident to a dummy-figure of sheet metal.

It has long been the aim of manufacturers in the art to which the invention pertains to produce a figure of a material which will not become 75 indented, broken, or disfigured by ordinary use, and which can be rapidly manipulated into the article without the use of skilled labor, and which also will present a good appearance and a surface less smooth and hard than tin. These 80 objects are fully accomplished by my invention. Paper, leather, and some other materials have been used as a substitute for tin in the production of dummy-figures, but have proved failures 85 owing to the expense, the difficulty of manufacturing them, and the readiness with which they become unfit for use.

In the foregoing description I have set forth the method of constructing a female dummy-figure by cutting strips of appropriate design 90 to form the figure when united; but I do not limit myself to the use of a female dummy or to the method I have described of manufacturing it. I include within the scope of this application dummy figures made in whole or in 95 part of my new material, and whether of a male or female form, or constructed by pressing the material over a form or in a mold or otherwise.

What I claim as my invention, and desire 100 to secure by Letters Patent, is—

1. The material herein described for dummy-forms, consisting of canvas, india-matting, and felt, united by cement, glue, or other adhesive agent, substantially as set forth. 105

2. The dummy-form herein described, consisting of strips or pieces cut from a sheet of material composed of canvas, india-matting, and felt, united by cement or other adhesive agent, the edges of the strips or pieces being 110 pressed together and united by a piece of braid upon the outside and canvas on the inside of the article, and retained in place by glue or other adhesive agent, substantially as set forth. 115

3. In a dummy-figure, the shoulder-tips consisting of the pieces *e f*, substantially as set forth.

In testimony that I claim the foregoing improvement in dummy-figures, as above described, I have hereunto set my hand this 11th 120 day of August, 1881.

JOHN A. GILLOTTE.

Witnesses:

CHAS. C. GILL,
HERMAN GUSTOW.