O. Hanks,

Tool Holder.

No. 103,739. Patented May 31, 1870.

Fig. 1.

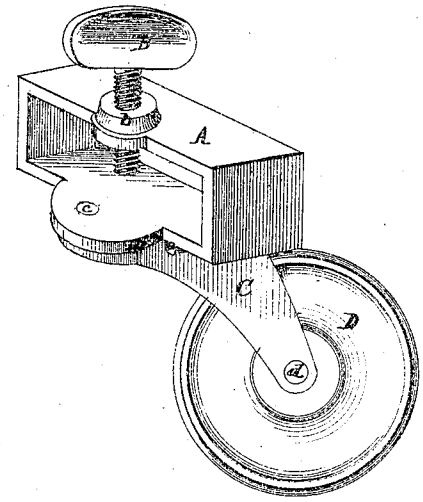

Fig. 2.

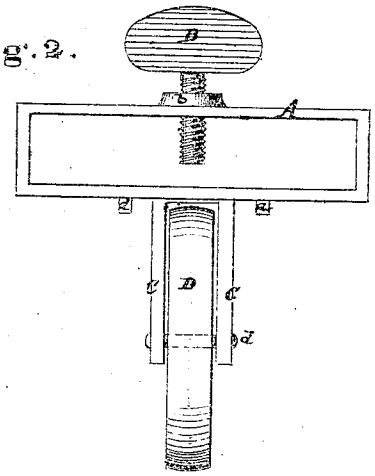

Fig. 3.



Attest

G. N. Stokes

Otto Heilbrun

Inventor

O. Hanks

N. PETERS, PHOTO-LITHOGRAPHER, WASHINGTON, D. C.

UNITED STATES PATENT OFFICE.

O. HANKS, OF CINCINNATI, OHIO.

IMPROVEMENT IN TOOL-HOLDERS.

Specification forming part of Letters Patent No. **103,739**, dated May 31, 1870.

To all whom it may concern:

Be it known that I, O. HANKS, of Cincinnati, in the county of Hamilton and State of Ohio, have invented a new and useful machine for holding plane-irons, chisels, and other edge-tools while being ground; and I do hereby declare that the following is a full, clear, and exact description of the construction and operation of the same, reference being had to the annexed drawings, making a part of this specification, in which—

Figure 1 is a perspective view; Fig. 2, a longitudinal elevation; Fig. 3, a transverse section.

Its construction is as follows:

A represents an oblong frame or band, into which the tool for grinding is placed and secured there by the thumb-screw B.

Attached to the oblong frame A is the frame C, secured to the frame A by the pin *e* in Fig. 1. The frame C is allowed to turn free on the pin *e*.

At the lower end of the frame C is a wheel, D, which, with its frame C, operates similar to an ordinary caster.

The object of the machine is to secure accuracy in the grinding of tools by being held perfectly true on the stone. Its operation is as follows: The tool intended to be ground is secured in the frame A by the set-screw B. The required angle you wish to give the tool is regulated by the distance it is allowed to project from the frame A. In the act of grinding the wheel D rests on the stone and is revolved as the stone turns, serving as the second bearing of the tool being ground, and thereby insuring a true bevel to the tool so ground.

Fig. 3 illustrates the machine as in operation.

Having thus fully described and set forth the nature and operation of my invention, what I desire to secure by Letters Patent is—

The clamp-frame A, so constructed, as described, that the tool may be secured at any desired extension therethrough, in combination with the caster or swiveling wheel D, substantially as shown and described.

O. HANKS.

Witnesses:

F. U. STOKES,

ALEX. HEILBRUN.