



US00D623596S

(12) **United States Design Patent**  
**Lamoureux et al.**

(10) **Patent No.:** **US D623,596 S**

(45) **Date of Patent:** **\*\* Sep. 14, 2010**

(54) **MULTI-PURPOSE ELECTRICAL OUTLET**

(75) Inventors: **John E. Lamoureux**, Plainfield, CT (US); **Feng Jin**, Milford, CT (US); **Nathaniel L. Herring**, Mystic, CT (US)

(73) Assignee: **Hubbell Incorporated**, Shelton, CT (US)

(\*\*) Term: **14 Years**

(21) Appl. No.: **29/347,205**

(22) Filed: **Oct. 23, 2009**

**Related U.S. Application Data**

(63) Continuation of application No. 11/896,283, filed on Aug. 30, 2007, now Pat. No. 7,618,284.

(51) **LOC (9) Cl.** ..... **13-03**

(52) **U.S. Cl.** ..... **D13/139.1**

(58) **Field of Classification Search** ..... D13/138.1, D13/138.2, 139.1, 139.2, 139.3, 139.4, 139.5, D13/139.6, 139.7, 139.8, 137.1, 137.2, 137.3, D13/137.4, 107, 108, 110, 133, 146, 151, D13/152, 153, 156, 162, 162.1, 163, 171, D13/177, 154; 174/66, 202, 206, 53, 59, 174/60; 363/146, 15, 34; 320/111, 114, 320/115; 439/108, 172, 173, 344, 373; D8/350, D8/352, 353

See application file for complete search history.

(56) **References Cited**

**U.S. PATENT DOCUMENTS**

2,506,212 A	5/1950	Grohsgal	
2,675,527 A	4/1954	Hartranft	
3,371,149 A	2/1968	Maxted	
3,472,945 A	10/1969	Trachtenberg	
4,084,203 A *	4/1978	Dietz et al.	361/45
4,237,435 A *	12/1980	Cooper et al.	335/18
D269,509 S *	6/1983	Doyle et al.	D13/139.3
D269,969 S *	8/1983	Doyle et al.	D13/139.3
4,892,212 A	1/1990	Andreyko	
5,117,122 A	5/1992	Hogarth et al.	

5,243,134 A	9/1993	Nattel	
5,290,175 A	3/1994	Robinson et al.	
5,354,953 A	10/1994	Nattel et al.	
5,419,716 A	5/1995	Sciammarella et al.	
5,424,587 A	6/1995	Federowicz	
5,486,650 A	1/1996	Yetter	
5,574,256 A	11/1996	Cottone	
5,594,207 A	1/1997	Fabian et al.	
5,599,190 A	2/1997	Willette	
D430,539 S *	9/2000	Leopold et al.	D13/139.3
6,147,304 A	11/2000	Doherty	
6,194,657 B1	2/2001	Gretz	
6,207,895 B1	3/2001	Engel	

(Continued)

*Primary Examiner*—Jennifer Rivard

*Assistant Examiner*—Angela J Lee

(74) *Attorney, Agent, or Firm*—Alan U. Cantor; Mark S. Bicks; Alfred N. Goodman

(57) **CLAIM**

The ornamental design for a multi-purpose electrical outlet, as shown and described.

**DESCRIPTION**

FIG. 1 is a perspective view of a multi-purpose electrical outlet in accordance with the invention;

FIG. 2 is a front elevational view thereof;

FIG. 3 is a rear elevational view thereof;

FIG. 4 is a top plan view thereof;

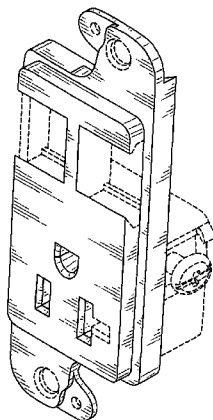
FIG. 5 is a bottom view thereof;

FIG. 6 is a left side elevational view thereof; and,

FIG. 7 is a right side elevational view thereof.

The broken lines immediately adjacent the shaded areas represent the bounds of the claimed design while all other broken lines are directed to environment and are for illustrative purposes only. The broken lines form no part of the claimed design.

**1 Claim, 4 Drawing Sheets**





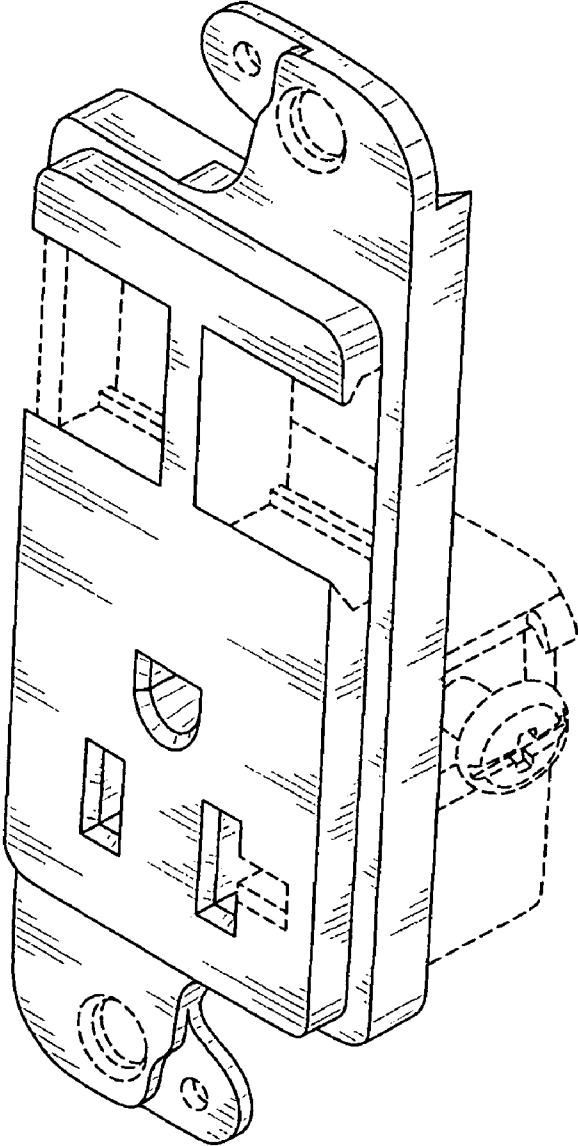


FIG. 1

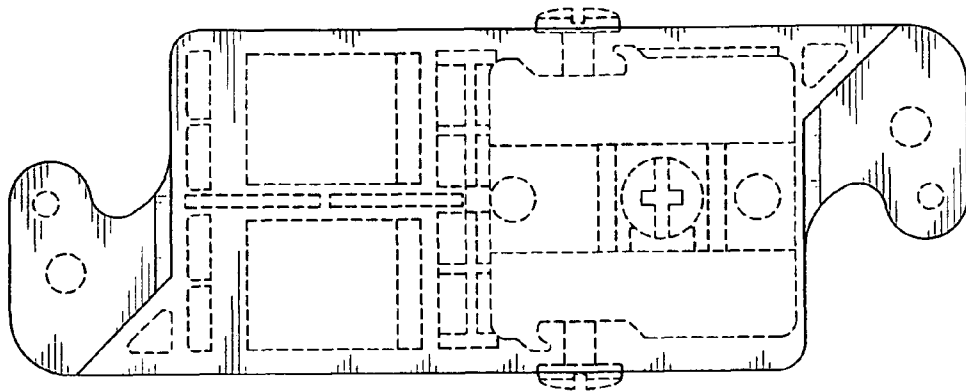


FIG. 3

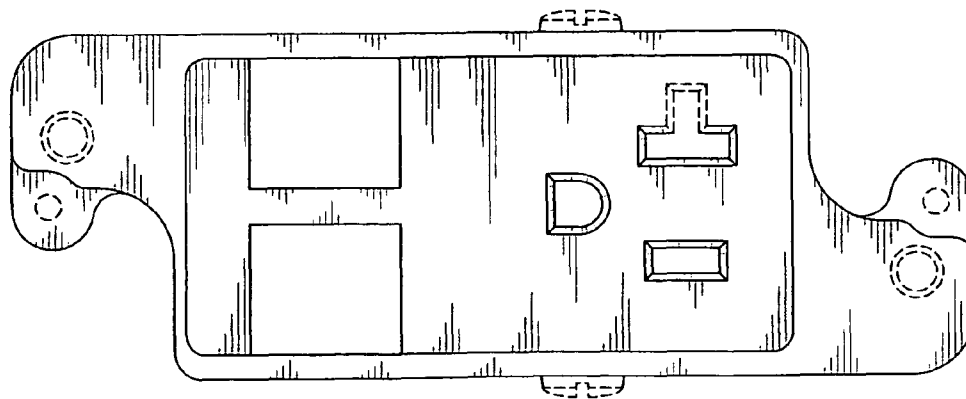


FIG. 2

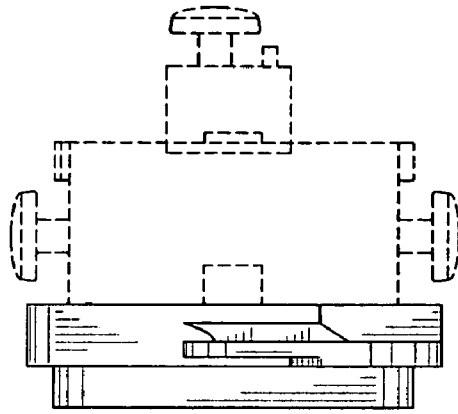


FIG. 4

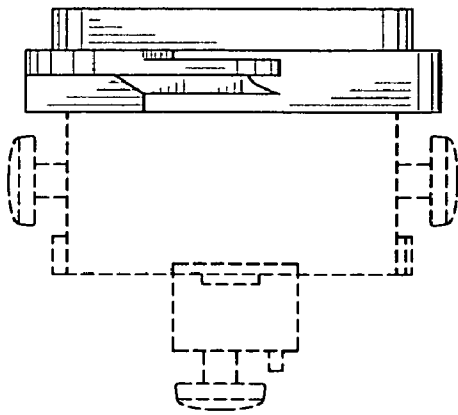


FIG. 5

FIG. 6

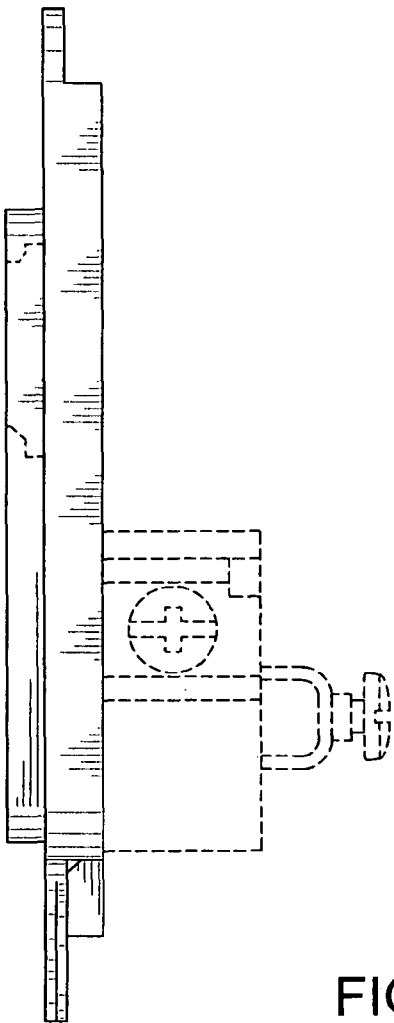
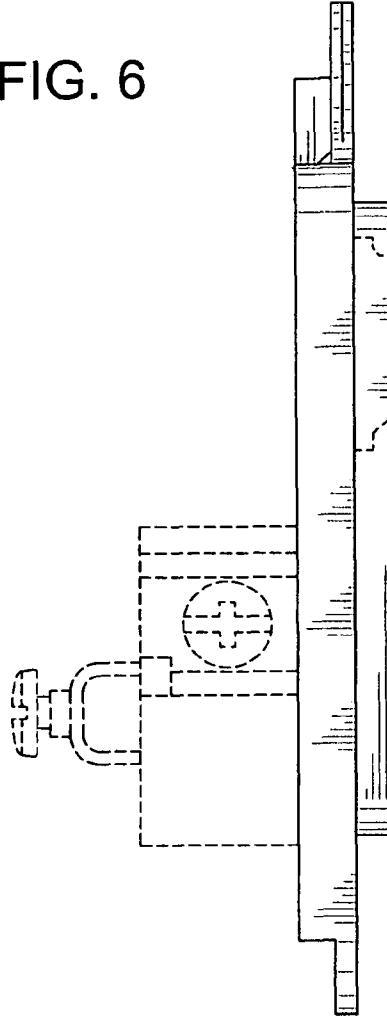


FIG. 7