



## (51) International Patent Classification:

C07D 403/12 (2006.01)

A61P 35/00 (2006.01)

A61P 25/28 (2006.01)

A61K 31/4196 (2006.01)

EE, ES, FI, FR, GB, GR, HR, HU, IE, IS, IT, LT, LU, LV, MC, MK, MT, NL, NO, PL, PT, RO, RS, SE, SI, SK, SM, TR), OAPI (BF, BJ, CF, CG, CI, CM, GA, GN, GQ, GW, KM, ML, MR, NE, SN, TD, TG).

## (21) International Application Number:

PCT/GB2018/051691

## (22) International Filing Date:

19 June 2018 (19.06.2018)

## (25) Filing Language:

English

## (26) Publication Language:

English

## (30) Priority Data:

1709824.5

20 June 2017 (20.06.2017)

GB

1803561.8

06 March 2018 (06.03.2018)

GB

## (71) Applicant: MISSION THERAPEUTICS LIMITED

[GB/GB]; Moneta (Building 280), Babraham Research Campus, Cambridge Cambridgeshire CB22 3AT (GB).

## (72) Inventors: STOCKLEY, Martin Lee; Moneta (Build-

ing 280), Babraham Research Campus, Cambridge Cambridgeshire CB22 3AT (GB). KEMP, Mark Ian; Moneta (Building 280), Babraham Research Campus, Cambridge Cambridgeshire CB22 3AT (GB).

## (74) Agent: STRATAGEM IPM LIMITED; Meridian Court,

Comberton Road, Toft, Cambridge Cambridgeshire CB23 2RY (GB).

## (81) Designated States (unless otherwise indicated, for every

kind of national protection available): AE, AG, AL, AM, AO, AT, AU, AZ, BA, BB, BG, BH, BN, BR, BW, BY, BZ, CA, CH, CL, CN, CO, CR, CU, CZ, DE, DJ, DK, DM, DO, DZ, EC, EE, EG, ES, FI, GB, GD, GE, GH, GM, GT, HN, HR, HU, ID, IL, IN, IR, IS, JO, JP, KE, KG, KH, KN, KP, KR, KW, KZ, LA, LC, LK, LR, LS, LU, LY, MA, MD, ME, MG, MK, MN, MW, MX, MY, MZ, NA, NG, NI, NO, NZ, OM, PA, PE, PG, PH, PL, PT, QA, RO, RS, RU, RW, SA, SC, SD, SE, SG, SK, SL, SM, ST, SV, SY, TH, TJ, TM, TN, TR, TT, TZ, UA, UG, US, UZ, VC, VN, ZA, ZM, ZW.

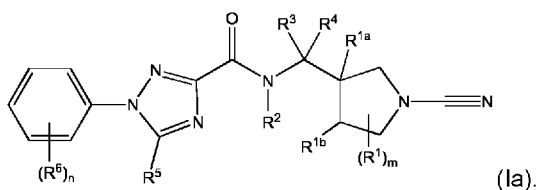
## (84) Designated States (unless otherwise indicated, for every

kind of regional protection available): ARIPO (BW, GH, GM, KE, LR, LS, MW, MZ, NA, RW, SD, SL, ST, SZ, TZ, UG, ZM, ZW), Eurasian (AM, AZ, BY, KG, KZ, RU, TJ, TM), European (AL, AT, BE, BG, CH, CY, CZ, DE, DK,

## Published:

— with international search report (Art. 21(3))

## (54) Title: SUBSTITUTED CYANOPYRROLIDINES WITH ACTIVITY AS DUB INHIBITORS



(Ia).

(57) Abstract: Substituted Cyanopyrrolidines with Activity as DUB Inhibitors The present invention relates to a class of substituted-cyanopyrrolidines of formula (Ia), (Ib), and (Ic), with activity as inhibitors of deubiquitilating enzymes, in particular, ubiquitin C-terminal hydrolase 30 or ubiquitin specific peptidase 30 (USP30), having utility in a variety of therapeutic areas including cancer and conditions involving mitochondrial dysfunction (Ia).



### Substituted Cyanopyrrolidines with Activity as DUB Inhibitors

The present invention relates to a class of substituted-cyanopyrrolidines with activity as inhibitors of deubiquitilating enzymes, in particular, ubiquitin C-terminal  
5 hydrolase 30 or ubiquitin specific peptidase 30 (USP30), uses thereof, processes for the preparation thereof and composition containing said inhibitors. These inhibitors have utility in a variety of therapeutic areas including cancer and conditions involving mitochondrial dysfunction.

Ubiquitin is a small protein consisting of 76 amino acids that is important for the  
10 regulation of protein function in the cell. Ubiquitylation and deubiquitylation are enzymatically mediated processes by which ubiquitin is covalently bound or cleaved from a target protein by deubiquitylating enzymes (DUBs), of which there are approximately 95 DUBs in human cells, divided into sub-families based on sequence homology. The USP family are characterised by their common Cys and  
15 His boxes which contain Cys and His residues critical for their DUB activities. The ubiquitylation and deubiquitylation processes have been implicated in the regulation of many cellular functions including cell cycle progression, apoptosis, modification of cell surface receptors, regulation of DNA transcription and DNA repair. Thus, the ubiquitin system has been implicated in the pathogenesis of  
20 numerous disease states including inflammation, viral infection, metabolic dysfunction, CNS disorders, and oncogenesis.

Ubiquitin is a master regulator of mitochondrial dynamics. Mitochondria are dynamic organelles whose biogenesis, fusion and fission events are regulated by the post-translational regulation via ubiquitylation of many key factors such as  
25 mitofusins. While ubiquitin ligases such as parkin are known to ubiquitylate a number of mitochondrial proteins, until recently, deubiquitylating enzymes remained elusive. USP30 is a 517 amino acid protein which is found in the mitochondrial outer membrane (Nakamura et al., Mol Biol 19:1903-11, 2008). It is the sole deubiquitylating enzyme bearing a mitochondrial addressing signal and  
30 has been shown to deubiquitylate a number of mitochondrial proteins. It has been demonstrated that USP30 opposes parkin-mediated mitophagy and that reduction of USP30 activity can rescue parkin-mediated defects in mitophagy.

Mitochondrial dysfunction can be defined as diminished mitochondrial content (mitophagy or mitochondrial biogenesis), as a decrease in mitochondrial activity

and oxidative phosphorylation, but also as modulation of reactive oxygen species (ROS) generation. Hence a role for mitochondrial dysfunctions in a very large number of aging processes and pathologies including but not limited to, neurodegenerative diseases (e.g. Parkinson's disease (PD), Alzheimer's disease, 5 Huntington's disease, Amyotrophic Lateral Sclerosis (ALS), multiple sclerosis), cancer, diabetes, metabolic disorders, cardio-vascular diseases, psychiatric diseases (e.g. Schizophrenia), and osteoarthritis.

For example, Parkinson's disease affects around 10 million people worldwide (Parkinson's Disease Foundation) and is characterised by the loss of dopaminergic 10 neurons in the substantia nigra. The exact mechanisms underlying PD are unclear; however mitochondrial dysfunction is increasingly appreciated as a key determinant of dopaminergic neuronal susceptibility in PD and is a feature of both familial and sporadic disease, as well as in toxin-induced Parkinsonism. Parkin is one of a number of proteins that have been implicated with early onset PD. While 15 most PD cases are linked to defects in alpha-synuclein, 10% of Parkinson's cases are linked to specific genetic defects, one of which is in the ubiquitin E3 ligase parkin. Parkin and the protein kinase PTEN-induced putative kinase 1 (PINK1) collaborate to ubiquitylate mitochondrial membrane proteins of damaged mitochondria resulting in mitophagy. Dysregulation of mitophagy results in 20 increased oxidative stress, which has been described as a characteristic of PD. Inhibition of USP30 could therefore be a potential strategy for the treatment of PD. For example, PD patients with parkin mutations leading to reduced activity could be therapeutically compensated by inhibition of USP30.

It has been reported that depletion of USP30 enhances mitophagic clearance of 25 mitochondria and also enhances parkin-induced cell death. USP30 has also been shown to regulate BAX/BAK-dependent apoptosis independently of parkin over expression. Depletion of USP30 sensitises cancer cells to BH-3 mimetics such as ABT-737, without the need for parkin over expression. Thus, an anti-apoptotic role has been demonstrated for USP30 and USP30 is therefore a potential target for 30 anti-cancer therapy.

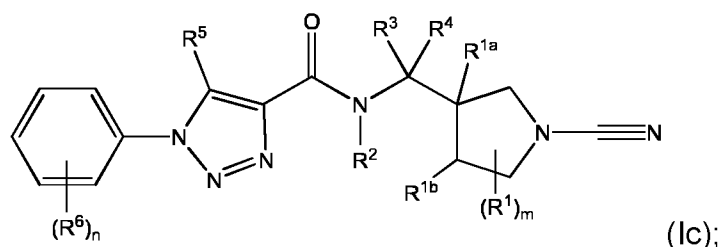
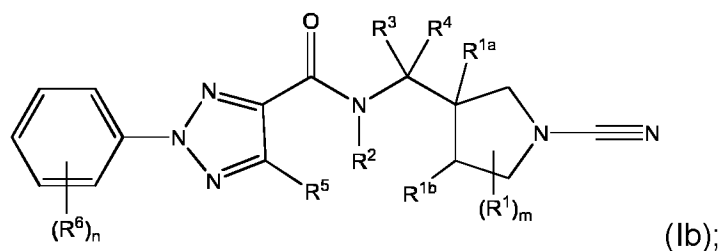
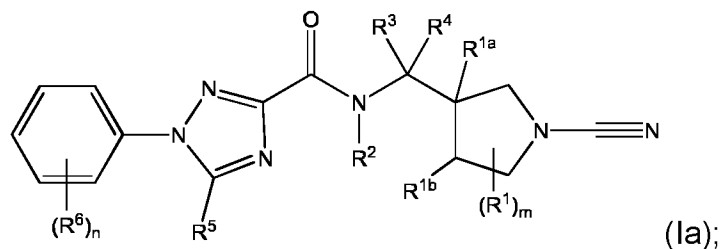
The ubiquitin-proteasome system has gained interest as a target for the treatment of cancer following the approval of the proteasome inhibitor bortezomib (Velcade®) for the treatment of multiple myeloma. Extended treatment with bortezomib is

limited by its associated toxicity and drug resistance. However, therapeutic strategies that target specific aspects of the ubiquitin-proteasome pathway upstream of the proteasome, such as DUBs, are predicted to be better tolerated (Bedford et al., Nature Rev 10:29-46, 2011).

- 5 Accordingly, there is a need for compounds that are inhibitors of USP30 for the treatment of indications where inhibition of USP30 is indicated.

Series of derivatives of cyano-substituted heterocycles are disclosed as deubiquitylating enzyme inhibitors in PCT applications WO 2016/046530, WO 2016/156816, WO 2017/009650, WO 2017/093718, WO 2017/103614, WO  
10 2017/149313, WO 2017/109488, WO 2017/141036, WO 2017/163078, WO 2017/158381, WO 2017/158388, PCT/GB2017/052971, PCT/GB2017/052949, PCT/GB2017/052880, and PCT/GB2017/052882. Falgouty et al., J.Med.Chem. 2001, 44, 94-104, and PCT application WO 01/77073 refer to cyanopyrrolidines as inhibitors of Cathepsins K and L, with potential utility in treating osteoporosis and  
15 other bone-resorption related conditions. PCT application WO 2015/179190 refers to N-acyl ethanolamine hydrolysing acid amidase inhibitors, with potential utility in treating ulcerative colitis and Crohn's disease. PCT application WO 2013/030218 refers to quinazolin-4-one compounds as inhibitors of ubiquitin specific proteases, such as USP7, with potential utility in treating cancer, neurodegenerative diseases,  
20 inflammatory disorders and viral infections. PCT applications WO 2015/017502 and WO 2016/019237 refer to inhibitors of Bruton's tyrosine kinase with potential utility in treating disease such as autoimmune disease, inflammatory disease and cancer. PCT applications WO 2009/026197, WO 2009/129365, WO 2009/129370, and WO 2009/129371, refer to cyanopyrrolidines as inhibitors  
25 of Cathepsin C with potential utility in treating COPD. United States patent application US 2008/0300268 refers to polyaromatic compounds as inhibitors of tyrosine kinase receptor PDGFR.

According to a first aspect, the present invention provides a compound of formula  
30 (I), which is selected from (Ia), (Ib), and (Ic):



5

a tautomer thereof, or a pharmaceutically acceptable salt of said compound or tautomer, wherein:

m is 0 to 5;

10 n is 0 to 5;

each R<sup>1</sup> is independently selected from halo, cyano, hydroxy, (C<sub>1</sub>-C<sub>6</sub>)alkyl, (C<sub>1</sub>-C<sub>6</sub>)alkoxy, halo(C<sub>1</sub>-C<sub>6</sub>)alkyl, halo(C<sub>1</sub>-C<sub>6</sub>)alkoxy, and (C<sub>1</sub>-C<sub>6</sub>)alkoxy(C<sub>1</sub>-C<sub>6</sub>)alkyl;

R<sup>1a</sup> and R<sup>1b</sup>, are each independently selected from hydrogen, halo, cyano, hydroxy, (C<sub>1</sub>-C<sub>6</sub>)alkyl, (C<sub>1</sub>-C<sub>6</sub>)alkoxy, halo(C<sub>1</sub>-C<sub>6</sub>)alkyl, halo(C<sub>1</sub>-C<sub>6</sub>)alkoxy, and  
 15 (C<sub>1</sub>-C<sub>6</sub>)alkoxy(C<sub>1</sub>-C<sub>6</sub>)alkyl;

R<sup>2</sup> is selected from hydrogen, (C<sub>1</sub>-C<sub>6</sub>)alkyl, and (C<sub>1</sub>-C<sub>6</sub>)alkoxy(C<sub>1</sub>-C<sub>6</sub>)alkyl;

or R<sup>1b</sup> together with R<sup>2</sup> may form a 5 to 6-membered heterocyclic ring containing 1 to 2 heteroatoms independently selected from N, O and S, at least one of which is N; wherein said heterocyclic ring may be optionally further substituted with 1 to  
 20 4 substituents independently selected from halo, cyano, hydroxy, oxo, (C<sub>1</sub>-C<sub>6</sub>)alkyl, (C<sub>1</sub>-C<sub>6</sub>)alkoxy, (C<sub>1</sub>-C<sub>6</sub>)alkoxy(C<sub>1</sub>-C<sub>6</sub>)alkyl, halo(C<sub>1</sub>-C<sub>6</sub>)alkyl, and halo(C<sub>1</sub>-C<sub>6</sub>)alkoxy;

R<sup>3</sup> and R<sup>4</sup> are each independently selected from hydrogen, cyano, and (C<sub>1</sub>-C<sub>6</sub>)alkyl; or R<sup>3</sup> and R<sup>4</sup> together form a 3 to 6 membered cycloalkyl ring;

R<sup>5</sup> is selected from hydrogen, halo, cyano, hydroxy, (C<sub>1</sub>-C<sub>6</sub>)alkyl, (C<sub>1</sub>-C<sub>6</sub>)alkoxy, (C<sub>1</sub>-C<sub>6</sub>)alkoxy(C<sub>1</sub>-C<sub>6</sub>)alkyl, halo(C<sub>1</sub>-C<sub>6</sub>)alkyl, halo(C<sub>1</sub>-C<sub>6</sub>)alkoxy, NH(C<sub>1</sub>-C<sub>6</sub>)alkyl,  
 5 N((C<sub>1</sub>-C<sub>6</sub>)alkyl)<sub>2</sub>, C(O)NH(C<sub>1</sub>-C<sub>6</sub>)alkyl, C(O)N((C<sub>1</sub>-C<sub>6</sub>)alkyl)<sub>2</sub>, NHC(O)(C<sub>1</sub>-C<sub>6</sub>)alkyl, N((C<sub>1</sub>-C<sub>6</sub>)alkyl)C(O)(C<sub>1</sub>-C<sub>6</sub>)alkyl, C(O)(C<sub>1</sub>-C<sub>6</sub>)alkyl, C(O)O(C<sub>1</sub>-C<sub>6</sub>)alkyl, CO<sub>2</sub>H, CONH<sub>2</sub>, SO<sub>2</sub>NH(C<sub>1</sub>-C<sub>6</sub>)alkyl, and SO<sub>2</sub>N((C<sub>1</sub>-C<sub>6</sub>)alkyl)<sub>2</sub>; and

each R<sup>6</sup> is independently selected from halo, cyano, hydroxy, (C<sub>1</sub>-C<sub>6</sub>)alkyl, (C<sub>1</sub>-C<sub>6</sub>)alkoxy, (C<sub>1</sub>-C<sub>6</sub>)alkoxy(C<sub>1</sub>-C<sub>6</sub>)alkyl, halo(C<sub>1</sub>-C<sub>6</sub>)alkyl, halo(C<sub>1</sub>-C<sub>6</sub>)alkoxy,  
 10 NH(C<sub>1</sub>-C<sub>6</sub>)alkyl, N((C<sub>1</sub>-C<sub>6</sub>)alkyl)<sub>2</sub>, C(O)NH(C<sub>1</sub>-C<sub>6</sub>)alkyl, C(O)N((C<sub>1</sub>-C<sub>6</sub>)alkyl)<sub>2</sub>, NHC(O)(C<sub>1</sub>-C<sub>6</sub>)alkyl, N((C<sub>1</sub>-C<sub>6</sub>)alkyl)C(O)(C<sub>1</sub>-C<sub>6</sub>)alkyl, C(O)(C<sub>1</sub>-C<sub>6</sub>)alkyl, C(O)O(C<sub>1</sub>-C<sub>6</sub>)alkyl, CO<sub>2</sub>H, CONH<sub>2</sub>, SO<sub>2</sub>NH(C<sub>1</sub>-C<sub>6</sub>)alkyl, and SO<sub>2</sub>N((C<sub>1</sub>-C<sub>6</sub>)alkyl)<sub>2</sub>.

Unless otherwise indicated, alkyl, and alkoxy groups, including the corresponding  
 15 divalent radicals, may be straight or branched and contain 1 to 6 carbon atoms and typically 1 to 4 carbon atoms. Examples of alkyl include methyl, ethyl, n-propyl, isopropyl, n-butyl, isobutyl, sec-butyl, pentyl and hexyl. Examples of alkoxy include methoxy, ethoxy, isopropoxy and n-butoxy. Cycloalkyl includes, for example, cyclopropyl.

20 Halo means fluoro, chloro, bromo or iodo, in particular, fluoro or chloro. Haloalkyl and haloalkoxy groups may contain one or more halo substituents. Examples are trifluoromethyl and trifluoromethoxy. Heterocyclic rings may be saturated, or partially unsaturated.

Unless otherwise indicated, the term substituted means substituted by one or more  
 25 defined groups. In the case where groups may be selected from more than one alternatives, the selected groups may be the same or different. The term independently means that where more than one substituent is selected from more than one possible substituents, those substituents may be the same or different.

Preferred embodiments of the compound of formula (I) for use in the present  
 30 invention are defined below.

Preferably, m is selected from 0, 1, 2, 3 and 4.

More preferably, m is 0, 1 or 2.

Yet more preferably, m is 0 or 1.

Most preferably, m is 0.

Preferably, n is selected from 0, 1, 2, 3, and 4.

More preferably, n is 0, 1 or 2.

5 Most preferably, n is 1 or 2.

Preferably, each  $R^1$  is independently selected from halo, cyano, hydroxy, (C<sub>1</sub>-C<sub>3</sub>)alkyl, (C<sub>1</sub>-C<sub>3</sub>)alkoxy, halo(C<sub>1</sub>-C<sub>3</sub>)alkyl, halo(C<sub>1</sub>-C<sub>3</sub>)alkoxy, and (C<sub>1</sub>-C<sub>3</sub>)alkoxy(C<sub>1</sub>-C<sub>3</sub>)alkyl.

10 More preferably, each  $R^1$  is independently selected from chloro, fluoro, methyl, ethyl, and methoxy.

Most preferably,  $R^1$  is methyl.

Preferably,  $R^{1a}$  is selected from hydrogen, halo, cyano, hydroxy, (C<sub>1</sub>-C<sub>3</sub>)alkyl, (C<sub>1</sub>-C<sub>3</sub>)alkoxy, halo(C<sub>1</sub>-C<sub>3</sub>)alkyl, halo(C<sub>1</sub>-C<sub>3</sub>)alkoxy, and (C<sub>1</sub>-C<sub>3</sub>)alkoxy(C<sub>1</sub>-C<sub>3</sub>)alkyl.

15 More preferably,  $R^{1a}$  is selected from hydrogen, chloro, fluoro, cyano, hydroxy, methyl, ethyl, methoxy, and methoxymethyl.

Yet more preferably,  $R^{1a}$  is selected from hydrogen and fluoro.

Most preferably,  $R^{1a}$  is hydrogen.

In one preferred embodiment, wherein  $R^{1b}$  and  $R^2$  are independent:

20 Preferably,  $R^{1b}$  is selected from hydrogen, halo, cyano, hydroxy, (C<sub>1</sub>-C<sub>3</sub>)alkyl, (C<sub>1</sub>-C<sub>3</sub>)alkoxy, halo(C<sub>1</sub>-C<sub>3</sub>)alkyl, halo(C<sub>1</sub>-C<sub>3</sub>)alkoxy, and (C<sub>1</sub>-C<sub>3</sub>)alkoxy(C<sub>1</sub>-C<sub>3</sub>)alkyl.

More preferably,  $R^{1b}$  is selected from hydrogen, chloro, fluoro, cyano, hydroxy, methyl, ethyl, methoxy, and methoxymethyl.

Yet more preferably,  $R^{1b}$  is selected from hydrogen, and methyl.

Most preferably,  $R^{1b}$  is hydrogen.

25 Preferably,  $R^2$  is selected from hydrogen, (C<sub>1</sub>-C<sub>3</sub>)alkyl, and (C<sub>1</sub>-C<sub>3</sub>)alkoxy(C<sub>1</sub>-C<sub>3</sub>)alkyl.

More preferably,  $R^2$  is selected from hydrogen, methyl, ethyl, propyl, and methoxyethyl.

Yet more preferably,  $R^2$  is selected from hydrogen, methyl, and ethyl.

30 Most preferably,  $R^2$  is selected from hydrogen and methyl.

In another preferred embodiment,  $R^{1b}$  together with  $R^2$  forms a 5 to 6-membered heterocyclic ring containing 1 to 2 heteroatoms independently selected from N, O and S, at least one of which is N;

wherein said heterocyclic ring may be optionally further substituted with 1 to 4, and preferably 1 to 2, substituents independently selected from fluoro, chloro, cyano, hydroxy, oxo, methyl, and methoxy.

More preferably,  $R^{1b}$  together with  $R^2$  forms a 5 to 6-membered heterocyclic ring containing 1 nitrogen atom;

wherein said heterocyclic ring may be optionally further substituted with 1 to 2 substituents independently selected from fluoro, chloro, cyano, hydroxy, oxo, methyl, and methoxy. Most preferably, said heterocyclic ring may be optionally further substituted with 1 to 2 substituents independently selected from fluoro, oxo, and methyl.

Preferably,  $R^3$  and  $R^4$  are each independently selected from hydrogen, cyano, methyl, ethyl, and propyl; or  $R^3$  and  $R^4$  together form a cyclopropyl ring.

More preferably,  $R^3$  is selected from hydrogen and methyl.

Most preferably,  $R^3$  is hydrogen.

More preferably,  $R^4$  is selected from hydrogen, cyano and methyl.

Most preferably,  $R^4$  is hydrogen.

Preferably,  $R^5$  is selected from hydrogen, halo, cyano, hydroxy,  $(C_1-C_3)$ alkyl,  $(C_1-C_3)$ alkoxy,  $(C_1-C_3)$ alkoxy $(C_1-C_3)$ alkyl, halo $(C_1-C_3)$ alkyl, halo $(C_1-C_3)$ alkoxy,  $NH(C_1-C_3)$ alkyl,  $N((C_1-C_3)alkyl)_2$ ,  $C(O)NH(C_1-C_3)alkyl$ ,  $C(O)N((C_1-C_3)alkyl)_2$ ,  $NHC(O)(C_1-C_3)alkyl$ ,  $N((C_1-C_3)alkyl)C(O)(C_1-C_3)alkyl$ ,  $C(O)(C_1-C_3)alkyl$ ,  $C(O)O(C_1-C_3)alkyl$ ,  $CO_2H$ ,  $CONH_2$ ,  $SO_2NH(C_1-C_3)alkyl$ , and  $SO_2N((C_1-C_3)alkyl)_2$ .

More preferably,  $R^5$  is selected from hydrogen, chloro, fluoro, cyano, hydroxy,  $(C_1-C_3)$ alkyl,  $(C_1-C_3)$ alkoxy,  $(C_1-C_3)$ alkoxy $(C_1-C_3)$ alkyl, halo $(C_1-C_3)$ alkyl, and halo $(C_1-C_3)$ alkoxy.

Yet more preferably,  $R^5$  is selected from hydrogen, chloro, fluoro, cyano, hydroxy, methyl, ethyl, propyl, methoxy, ethoxy, and methoxymethyl.

Most preferably,  $R^5$  is selected from hydrogen and methyl.

Preferably, each  $R^6$  is independently selected from halo, cyano, hydroxy,  $(C_1-C_3)$ alkyl,  $(C_1-C_3)$ alkoxy,  $(C_1-C_3)$ alkoxy $(C_1-C_3)$ alkyl, halo $(C_1-C_3)$ alkyl,

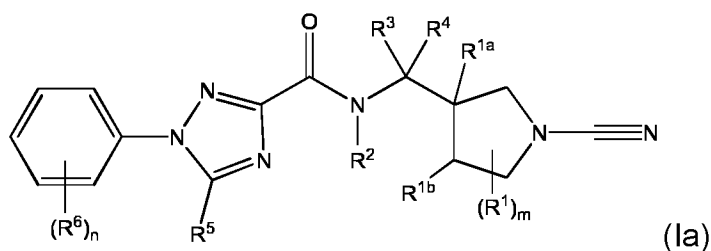
halo(C<sub>1</sub>-C<sub>3</sub>)alkoxy, NH(C<sub>1</sub>-C<sub>3</sub>)alkyl, N((C<sub>1</sub>-C<sub>3</sub>)alkyl)<sub>2</sub>, C(O)NH(C<sub>1</sub>-C<sub>3</sub>)alkyl, C(O)N((C<sub>1</sub>-C<sub>3</sub>)alkyl)<sub>2</sub>, NHC(O)(C<sub>1</sub>-C<sub>3</sub>)alkyl, N((C<sub>1</sub>-C<sub>3</sub>)alkyl)C(O)(C<sub>1</sub>-C<sub>3</sub>)alkyl, C(O)(C<sub>1</sub>-C<sub>3</sub>)alkyl, C(O)O(C<sub>1</sub>-C<sub>3</sub>)alkyl, CO<sub>2</sub>H, CONH<sub>2</sub>, SO<sub>2</sub>NH(C<sub>1</sub>-C<sub>3</sub>)alkyl, and SO<sub>2</sub>N((C<sub>1</sub>-C<sub>3</sub>)alkyl)<sub>2</sub>.

- 5 More preferably, each R<sup>6</sup> is independently selected from chloro, fluoro, cyano, hydroxy, (C<sub>1</sub>-C<sub>3</sub>)alkyl, (C<sub>1</sub>-C<sub>3</sub>)alkoxy, (C<sub>1</sub>-C<sub>3</sub>)alkoxy(C<sub>1</sub>-C<sub>3</sub>)alkyl, halo(C<sub>1</sub>-C<sub>3</sub>)alkyl, and halo(C<sub>1</sub>-C<sub>3</sub>)alkoxy.

Yet more preferably, each R<sup>6</sup> is independently selected from chloro, fluoro, cyano, hydroxy, methyl, ethyl, propyl, methoxy, ethoxy, methoxymethyl, CF<sub>3</sub>, and OCF<sub>3</sub>.

- 10 Most preferably, each R<sup>6</sup> is independently selected from chloro and cyano.

According to one particularly preferred embodiment of the first aspect of the invention, the compound of formula (I) is a compound of formula (Ia):



15

wherein m, n, R<sup>1</sup>, R<sup>1a</sup>, R<sup>1b</sup>, R<sup>2</sup>, R<sup>3</sup>, R<sup>4</sup>, R<sup>5</sup>, and R<sup>6</sup>, are as defined in respect of the first aspect of the invention and preferred embodiments thereof; a tautomer thereof, or a pharmaceutically acceptable salt of said compound or tautomer.

- 20 According to one example of a preferred embodiment of the first aspect of the invention, the compound of formula (I) is a compound of formula (Ia) wherein:

m is 0, 1 or 2;

n is 0, 1 or 2;

each R<sup>1</sup> is independently selected from halo, cyano, hydroxy, (C<sub>1</sub>-C<sub>3</sub>)alkyl, (C<sub>1</sub>-C<sub>3</sub>)alkoxy, halo(C<sub>1</sub>-C<sub>3</sub>)alkyl, halo(C<sub>1</sub>-C<sub>3</sub>)alkoxy, and (C<sub>1</sub>-C<sub>3</sub>)alkoxy(C<sub>1</sub>-C<sub>3</sub>)alkyl;

- 25 R<sup>1a</sup> is selected from hydrogen, halo, cyano, hydroxy, (C<sub>1</sub>-C<sub>3</sub>)alkyl, (C<sub>1</sub>-C<sub>3</sub>)alkoxy, halo(C<sub>1</sub>-C<sub>3</sub>)alkyl, halo(C<sub>1</sub>-C<sub>3</sub>)alkoxy, and (C<sub>1</sub>-C<sub>3</sub>)alkoxy(C<sub>1</sub>-C<sub>3</sub>)alkyl;

R<sup>1b</sup> is selected from hydrogen, halo, cyano, hydroxy, (C<sub>1</sub>-C<sub>3</sub>)alkyl, (C<sub>1</sub>-C<sub>3</sub>)alkoxy, halo(C<sub>1</sub>-C<sub>3</sub>)alkyl, halo(C<sub>1</sub>-C<sub>3</sub>)alkoxy, and (C<sub>1</sub>-C<sub>3</sub>)alkoxy(C<sub>1</sub>-C<sub>3</sub>)alkyl;

R<sup>2</sup> is selected from hydrogen, (C<sub>1</sub>-C<sub>3</sub>)alkyl, and (C<sub>1</sub>-C<sub>3</sub>)alkoxy(C<sub>1</sub>-C<sub>3</sub>)alkyl;

or R<sup>1b</sup> together with R<sup>2</sup> may form a 5 to 6-membered heterocyclic ring containing 1 to 2 heteroatoms independently selected from N, O and S, at least one of which is N;

- 5 said heterocyclic ring may be optionally further substituted with 1 to 4, and preferably 1 to 2, substituents independently selected from fluoro, chloro, cyano, hydroxy, oxo, methyl, and methoxy;

R<sup>3</sup> and R<sup>4</sup> are each independently selected from hydrogen, cyano, methyl, ethyl, and propyl; or R<sup>3</sup> and R<sup>4</sup> together form a cyclopropyl ring;

- 10 R<sup>5</sup> is selected from hydrogen, chloro, fluoro, cyano, hydroxy, (C<sub>1</sub>-C<sub>3</sub>)alkyl, (C<sub>1</sub>-C<sub>3</sub>)alkoxy, (C<sub>1</sub>-C<sub>3</sub>)alkoxy(C<sub>1</sub>-C<sub>3</sub>)alkyl, halo(C<sub>1</sub>-C<sub>3</sub>)alkyl, and halo(C<sub>1</sub>-C<sub>3</sub>)alkoxy; and

each R<sup>6</sup> is independently selected from chloro, fluoro, cyano, hydroxy, (C<sub>1</sub>-C<sub>3</sub>)alkyl, (C<sub>1</sub>-C<sub>3</sub>)alkoxy, (C<sub>1</sub>-C<sub>3</sub>)alkoxy(C<sub>1</sub>-C<sub>3</sub>)alkyl, halo(C<sub>1</sub>-C<sub>3</sub>)alkyl, and halo(C<sub>1</sub>-C<sub>3</sub>)alkoxy;

- 15 a tautomer thereof, or a pharmaceutically acceptable salt of said compound or tautomer.

According to another example of a more preferred embodiment of the first aspect of the invention, the compound of formula (I) is a compound of formula (Ia) wherein:

m is 0 or 1;

- 20 n is 1 or 2;

R<sup>1</sup> is selected from chloro, fluoro, methyl, ethyl, and methoxy;

R<sup>1a</sup> is selected from hydrogen, chloro, fluoro, cyano, hydroxy, methyl, ethyl, methoxy, and methoxymethyl;

- 25 R<sup>1b</sup> is selected from hydrogen, chloro, fluoro, cyano, hydroxy, methyl, ethyl, methoxy, and methoxymethyl;

R<sup>2</sup> is selected from hydrogen, methyl, ethyl, propyl, and methoxyethyl;

or R<sup>1b</sup> together with R<sup>2</sup> forms a 5 to 6-membered heterocyclic ring containing 1 nitrogen atom;

said heterocyclic ring may be optionally further substituted with 1 to 2 substituents independently selected from fluoro, chloro, cyano, hydroxy, oxo, methyl, and methoxy;

- 5  $R^3$  and  $R^4$  are each independently selected from hydrogen, cyano, methyl, ethyl, and propyl; or  $R^3$  and  $R^4$  together form a cyclopropyl ring;

$R^5$  is selected from hydrogen, chloro, fluoro, cyano, hydroxy, methyl, ethyl, propyl, methoxy, ethoxy, and methoxymethyl; and

each  $R^6$  is independently selected from chloro, fluoro, cyano, hydroxy, methyl, ethyl, propyl, methoxy, ethoxy, methoxymethyl,  $CF_3$ , and  $OCF_3$ ;

- 10 a tautomer thereof, or a pharmaceutically acceptable salt of said compound or tautomer.

According to another example of a yet more preferred embodiment of the first aspect of the invention, the compound of formula (I) is a compound of formula (Ia) wherein:

- 15 m is 0 or 1;

n is 1 or 2;

$R^1$  is methyl;

$R^{1a}$  is selected from hydrogen and fluoro;

$R^{1b}$  is selected from hydrogen and methyl;

- 20  $R^2$  is selected from hydrogen and methyl;

$R^3$  is selected from hydrogen and methyl;

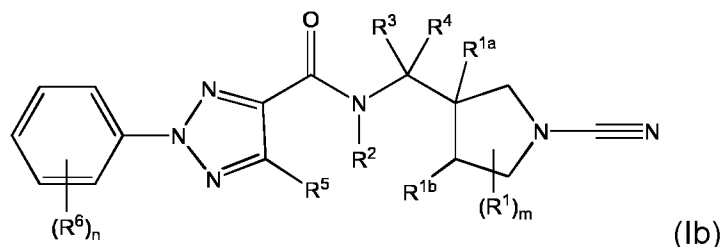
$R^4$  is selected from hydrogen, cyano and methyl;

$R^5$  is selected from hydrogen and methyl; and

each  $R^6$  is independently selected from chloro and cyano;

- 25 a tautomer thereof, or a pharmaceutically acceptable salt of said compound or tautomer.

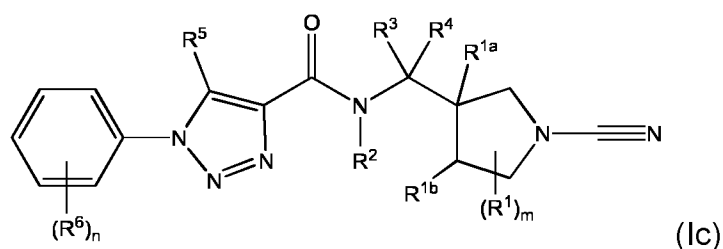
According to another particularly preferred embodiment of the first aspect of the invention, the compound of formula (I) is a compound of formula (Ib):



wherein  $m$ ,  $n$ ,  $R^1$ ,  $R^{1a}$ ,  $R^{1b}$ ,  $R^2$ ,  $R^3$ ,  $R^4$ ,  $R^5$ , and  $R^6$ , are as defined in respect of the first aspect of the invention and preferred embodiments thereof; a tautomer thereof,  
 5 or a pharmaceutically acceptable salt of said compound or tautomer.

Examples of preferred embodiments of the compound of formula (Ib) correspond to the above-mentioned examples of the preferred embodiments of the compound of formula (Ia).

According to another particularly preferred embodiment of the first aspect of the invention,  
 10 the compound of formula (I) is a compound of formula (Ic):



wherein  $m$ ,  $n$ ,  $R^1$ ,  $R^{1a}$ ,  $R^{1b}$ ,  $R^2$ ,  $R^3$ ,  $R^4$ ,  $R^5$ , and  $R^6$ , are as defined in respect of the first aspect of the invention and preferred embodiments thereof; a tautomer thereof,  
 15 or a pharmaceutically acceptable salt of said compound or tautomer.

Examples of preferred embodiments of the compound of formula (Ic) correspond to the above-mentioned examples of the preferred embodiments of the compound of formula (Ia).

20 Preferred compounds of formula (I) for use in the present invention are selected from:

1-(3-cyanophenyl)-N-((1-cyanopyrrolidin-3-yl)methyl)-1H-1,2,4-triazole-3-carboxamide;

(*R*)-1-(3-cyanophenyl)-N-((1-cyanopyrrolidin-3-yl)methyl)-1H-1,2,4-triazole-3-carboxamide;  
 25

- (S)-1-(3-cyanophenyl)-N-((1-cyanopyrrolidin-3-yl)methyl)-1H-1,2,4-triazole-3-carboxamide;
- 1-(3-cyanophenyl)-N-((1-cyanopyrrolidin-3-yl)methyl)-N-methyl-1H-1,2,4-triazole-3-carboxamide;
- 5 (R)-1-(3-cyanophenyl)-N-((1-cyanopyrrolidin-3-yl)methyl)-N-methyl-1H-1,2,4-triazole-3-carboxamide;
- (S)-1-(3-cyanophenyl)-N-((1-cyanopyrrolidin-3-yl)methyl)-N-methyl-1H-1,2,4-triazole-3-carboxamide;
- N-((1-cyanopyrrolidin-3-yl)methyl)-1-phenyl-1H-1,2,4-triazole-3-carboxamide;
- 10 (R)-N-((1-cyanopyrrolidin-3-yl)methyl)-1-phenyl-1H-1,2,4-triazole-3-carboxamide;
- (S)-N-((1-cyanopyrrolidin-3-yl)methyl)-1-phenyl-1H-1,2,4-triazole-3-carboxamide;
- N-(((2R,3R)-1-cyano-2-methylpyrrolidin-3-yl)methyl)-1-(3-cyanophenyl)-1H-1,2,4-triazole-3-carboxamide;
- N-(((2R,3S)-1-cyano-2-methylpyrrolidin-3-yl)methyl)-1-(3-cyanophenyl)-1H-1,2,4-
- 15 triazole-3-carboxamide;
- N-(((2S,3S)-1-cyano-2-methylpyrrolidin-3-yl)methyl)-1-(3-cyanophenyl)-1H-1,2,4-triazole-3-carboxamide;
- N-(((2S,3R)-1-cyano-2-methylpyrrolidin-3-yl)methyl)-1-(3-cyanophenyl)-1H-1,2,4-triazole-3-carboxamide;
- 20 N-(((2R)-1-cyano-2-methylpyrrolidin-3-yl)methyl)-1-(3-cyanophenyl)-1H-1,2,4-triazole-3-carboxamide (Example 4);
- N-(((2S)-1-cyano-2-methylpyrrolidin-3-yl)methyl)-1-(3-cyanophenyl)-1H-1,2,4-triazole-3-carboxamide;
- 1-(3-cyanophenyl)-N-((1-cyanopyrrolidin-3-yl)methyl)-1H-1,2,3-triazole-4-
- 25 carboxamide;
- (R)-1-(3-cyanophenyl)-N-((1-cyanopyrrolidin-3-yl)methyl)-1H-1,2,3-triazole-4-carboxamide;
- (S)-1-(3-cyanophenyl)-N-((1-cyanopyrrolidin-3-yl)methyl)-1H-1,2,3-triazole-4-carboxamide;
- 30 1-(3-chlorophenyl)-N-((1-cyanopyrrolidin-3-yl)methyl)-1H-1,2,3-triazole-4-carboxamide;

(*R*)-1-(3-chlorophenyl)-N-((1-cyanopyrrolidin-3-yl)methyl)-1H-1,2,3-triazole-4-carboxamide;

(*S*)-1-(3-chlorophenyl)-N-((1-cyanopyrrolidin-3-yl)methyl)-1H-1,2,3-triazole-4-carboxamide;

5 2-(3-chlorophenyl)-N-((1-cyanopyrrolidin-3-yl)methyl)-2H-1,2,3-triazole-4-carboxamide;

(*R*)-2-(3-chlorophenyl)-N-((1-cyanopyrrolidin-3-yl)methyl)-2H-1,2,3-triazole-4-carboxamide; and

(*S*)-2-(3-chlorophenyl)-N-((1-cyanopyrrolidin-3-yl)methyl)-2H-1,2,3-triazole-4-  
10 carboxamide;

a tautomer thereof, or a pharmaceutically acceptable salt of said compound or tautomer.

Most preferred compounds of formula (I) for use in the present invention are  
15 selected from:

(*R*)-1-(3-cyanophenyl)-N-((1-cyanopyrrolidin-3-yl)methyl)-1H-1,2,4-triazole-3-carboxamide (Example 1);

(*S*)-1-(3-cyanophenyl)-N-((1-cyanopyrrolidin-3-yl)methyl)-N-methyl-1H-1,2,4-triazole-3-carboxamide (Example 2);

20 N-((1-cyanopyrrolidin-3-yl)methyl)-1-phenyl-1H-1,2,4-triazole-3-carboxamide (Example 3);

N-(((2*R*)-1-cyano-2-methylpyrrolidin-3-yl)methyl)-1-(3-cyanophenyl)-1H-1,2,4-triazole-3-carboxamide (Example 4);

25 N-(((2*R*,3*R*)-1-cyano-2-methylpyrrolidin-3-yl)methyl)-1-(3-cyanophenyl)-1H-1,2,4-triazole-3-carboxamide (diastereoisomer of Example 4);

N-(((2*R*,3*S*)-1-cyano-2-methylpyrrolidin-3-yl)methyl)-1-(3-cyanophenyl)-1H-1,2,4-triazole-3-carboxamide (diastereoisomer of Example 4);

(*R*)-1-(3-cyanophenyl)-N-((1-cyanopyrrolidin-3-yl)methyl)-1H-1,2,3-triazole-4-carboxamide (Example 5);

30 (*R*)-1-(3-chlorophenyl)-N-((1-cyanopyrrolidin-3-yl)methyl)-1H-1,2,3-triazole-4-carboxamide (Example 6);

(*R*)-2-(3-chlorophenyl)-N-((1-cyanopyrrolidin-3-yl)methyl)-2H-1,2,3-triazole-4-carboxamide (Example 7); and

(*R*)-N-((1-cyanopyrrolidin-3-yl)methyl)-1-phenyl-1H-1,2,4-triazole-3-carboxamide  
(Example 8);

a tautomer thereof, or a pharmaceutically acceptable salt of said compound or tautomer.

5

Pharmaceutical acceptable salts of the compounds of formula (I) include the acid addition and base salts (including di-salts) thereof.

Suitable acid addition salts are formed from acids which form non-toxic salts.

Examples include the acetate, aspartate, benzoate, besylate,  
10 bicarbonate/carbonate, bisulfate, camsylate, citrate, edisylate, esylate, fumarate, gluceptate, gluconate, glucuronate, hibenzone, hydrochloride/chloride, hydrobromide/bromide, hydroiodide/iodide, hydrogen phosphate, isethionate, D- and L-lactate, malate, maleate, malonate, mesylate, methylsulfate, 2-napsylate, nicotinate, nitrate, orotate, palmate, phosphate, saccharate, stearate, succinate  
15 sulfate, D-and L-tartrate, and tosylate salts.

Suitable base salts are formed from bases which form non-toxic salts. Examples include the aluminium, ammonium, arginine, benzathine, calcium, choline, diethylamine, diolamine, glycine, lysine, magnesium, meglumine, olamine, potassium, sodium, tromethamine and zinc salts.

20 For a review on suitable salts, see Stahl and Wermuth, Handbook of Pharmaceutical Salts: Properties, Selection, and Use, Wiley-VCH, Weinheim, Germany (2002).

A pharmaceutical acceptable salt of a compound of formula (I) may be readily prepared by mixing together solutions of the compound of formula (I) and the  
25 desired acid or base, as appropriate. The salt may precipitate from solution and be collected by filtration or may be recovered by evaporation of the solvent.

Pharmaceutical acceptable solvates in accordance with the invention include hydrates and solvates wherein the solvent of crystallization may be isotopically substituted, e. g. D<sub>2</sub>O, acetone-d<sub>6</sub>, DMSO-d<sub>6</sub>.

30 Also within the scope of the invention are clathrates, drug-host inclusion complexes wherein, in contrast to the aforementioned solvates, the drug and host

are present in non-stoichiometric amounts. For a review of such complexes, see J.Pharm Sci, 64 (8), 1269-1288 by Haleblan (August 1975).

Hereinafter all references to compounds of formula (I) include references to salts thereof and to solvates and clathrates of compounds of formula (I) and salts thereof.

The invention includes all polymorphs of the compounds of formula (I) as hereinbefore defined.

Also within the scope of the invention are so-called "prodrugs" of the compounds of formula (I). Thus, certain derivatives of compounds of formula (I) which have little or no pharmacological activity themselves can, when metabolised upon administration into or onto the body, give rise to compounds of formula (I) having the desired activity. Such derivatives are referred to as "prodrugs".

Prodrugs in accordance with the invention can, for example, be produced by replacing appropriate functionalities present in the compounds of formula (I) with certain moieties known to those skilled in the art as "pro-moieties" as described, for example, in "Design of Prodrugs" by H Bundgaard (Elsevier, 1985).

Finally, certain compounds of formula (I) may themselves act as prodrugs of other compounds of formula (I).

Certain derivatives of compounds of formula (I) which contain a nitrogen atom may also form the corresponding N-oxide, and such compounds are also within the scope of the present invention.

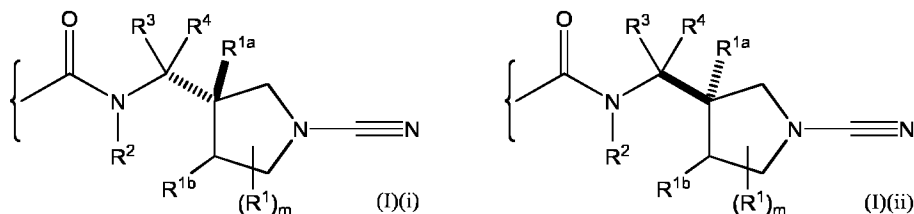
Compounds of formula (I) containing one or more asymmetric carbon atoms can exist as two or more optical isomers. Where a compound of formula (I) contains an alkenyl or alkenylene group, geometric *cis/trans* (or *Z/E*) isomers are possible, and where the compound contains, for example, a keto or oxime group, tautomeric isomerism ('tautomerism') may occur. It follows that a single compound may exhibit more than one type of isomerism.

Included within the scope of the present invention are all optical isomers, geometric isomers and tautomeric forms of the compounds of formula, including compounds exhibiting more than one type of isomerism, and mixtures of one or more thereof.

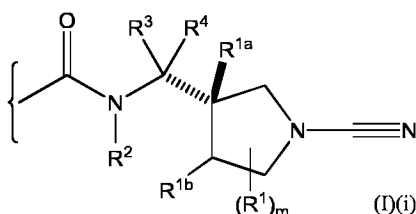
*Cis/trans* isomers may be separated by conventional techniques well known to those skilled in the art, for example, fractional crystallisation and chromatography.

Conventional techniques for the preparation/isolation of individual enantiomers include chiral synthesis from a suitable optically pure precursor or resolution of the  
5 racemate (or the racemate of a salt or derivative) using, for example, chiral high performance liquid chromatography (HPLC). Alternatively, the racemate (or a racemic precursor) may be reacted with a suitable optically active compound, for example, an alcohol, or, in the case where the compound of formula (I) contains an acidic or basic moiety, a base or acid such as 1-phenylethylamine or tartaric  
10 acid. The resulting diastereomeric mixture may be separated by chromatography and/or fractional crystallization and one or both of the diastereoisomers converted to the corresponding pure enantiomer(s) by means well known to a skilled person. Chiral compounds of the invention (and chiral precursors thereof) may be obtained in enantiomerically-enriched form using chromatography, typically HPLC, on an  
15 asymmetric resin with a mobile phase consisting of a hydrocarbon, typically heptane or hexane, containing from 0 to 50% by volume of isopropanol, typically from 2% to 20%, and from 0 to 5% by volume of an alkylamine, typically 0.1% diethylamine. Concentration of the eluate affords the enriched mixture. The present invention includes all crystal forms of the compounds of formula (I)  
20 including racemates and racemic mixtures (conglomerates) thereof. Stereoisomeric conglomerates may be separated by conventional techniques known to those skilled in the art - see, for example, "Stereochemistry of Organic Compounds" by E. L. Eliel and S. H. Wilen (Wiley, New York, 1994).

In particular, the compounds of formula (I) contain a chiral centre at the carbon  
25 atom of the pyrrolidine ring that is substituted by R<sup>1a</sup>, and said stereocentre can thus exist in either the (*R*) or (*S*) configuration. The designation of the absolute configuration (*R*) and (*S*) for stereoisomers in accordance with IUPAC nomenclature is dependent on the nature of the substituents and application of the sequence-rule procedure. The compounds of formula (I) may thus exist in either  
30 of the following enantiomeric configurations:

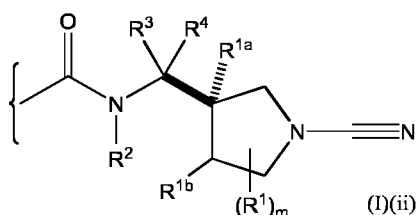


In a preferred aspect, the compounds of formula (I) possess the absolute stereochemical configuration:



5

In another preferred aspect the compounds of formula (I) possess the absolute stereochemical configuration:



10

Included within the scope of the present invention are each of these (*R*) and (*S*) stereoisomers of the compounds of formula (I) in individual form; formula (I)(i), Formula (I)(ii), or mixtures thereof. When the compound of formula (I) is isolated as a single stereoisomer, the compound may exist with an enantiomeric excess of at least 80%, preferably at least 90%, more preferably at least 95%, for example 96%, 97%, 98%, 99%, or 100%.

The present invention also includes all pharmaceutically acceptable isotopic variations of a compound of formula (I). An isotopic variation is defined as one in which at least one atom is replaced by an atom having the same atomic number, but an atomic mass different from the atomic mass usually found in nature.

Examples of isotopes suitable for inclusion in the compounds of the invention include isotopes of hydrogen, such as  $^2\text{H}$  and  $^3\text{H}$ , carbon, such as  $^{13}\text{C}$  and  $^{14}\text{C}$ ,

nitrogen, such as  $^{15}\text{N}$ , oxygen, such as  $^{17}\text{O}$  and  $^{18}\text{O}$ , phosphorus, such as  $^{32}\text{P}$ , sulphur, such as  $^{35}\text{S}$ , fluorine, such as  $^{18}\text{F}$ , and chlorine, such as  $^{36}\text{Cl}$ .

Substitution of the compounds of the invention with isotopes such as deuterium may afford certain therapeutic advantages resulting from greater metabolic  
5 stability, for example, increased in vivo half-life or reduced dosage requirements, and hence may be preferred in some circumstances.

Certain isotopic variations of the compounds of formula (I), for example, those incorporating a radioactive isotope, are useful in drug and/or substrate tissue distribution studies. The radioactive isotopes tritium, and  $^{14}\text{C}$ , are particularly useful  
10 for this purpose in view of their ease of incorporation and ready means of detection.

Isotopic variations of the compounds of formula (I) can generally be prepared by conventional techniques known to those skilled in the art or by processes analogous to those described in the accompanying Examples and Preparations using appropriate isotopic variations of suitable reagents.

15 The compounds of formula (I) are inhibitors of the deubiquitylating enzyme USP30. According to a further aspect, the present invention provides a compound of formula (I) as defined herein, a tautomer thereof, or a pharmaceutically acceptable salt of said compound or tautomer for use as a medicament.

According to a further aspect, the present invention provides a method of treatment  
20 of a disorder or condition where inhibition of USP30 is known, or can be shown, to produce a beneficial effect, in a mammal, comprising administering to said mammal a therapeutically effective amount of a compound of formula (I) as defined herein, a tautomer thereof, or a pharmaceutically acceptable salt of said compound or tautomer.

25 According to a further aspect, the present invention provides the use of a compound of formula (I) as defined herein, a tautomer thereof, or a pharmaceutically acceptable salt of said compound or tautomer, in the preparation of a medicament for the treatment of a disorder or condition where inhibition of USP30 is known, or can be shown, to produce a beneficial effect.

30 The disorder or condition benefiting from USP30 activity is selected from a condition involving mitochondrial dysfunction, and cancer.

In one preferred embodiment of all aspects of the invention, the disorder or condition benefiting from USP30 activity is a condition involving mitochondrial dysfunction.

Mitochondrial dysfunctions result from defects of the mitochondria, which are  
5 specialized compartments present in every cell of the body except red blood cells. When mitochondria fail, less and less energy is generated within the cell and cell injury or even cell death will follow. If this process is repeated throughout the body the life of the subject in whom this is happening is severely compromised. Diseases of the mitochondria appear most often in organs that are very energy  
10 demanding such as the brain, heart, liver, skeletal muscles, kidney and the endocrine and respiratory system.

The condition involving mitochondrial dysfunction may be selected from a condition involving a mitophagy defect, a condition involving a mutation in mitochondrial DNA, a condition involving mitochondrial oxidative stress, a condition involving a  
15 defect in mitochondrial membrane potential, mitochondrial biogenesis, a condition involving a defect in mitochondrial shape or morphology, and a condition involving a lysosomal storage defect.

In particular, the condition involving mitochondrial dysfunction may be selected from a neurodegenerative disease; multiple sclerosis (MS); mitochondrial  
20 myopathy; encephalopathy; lactic acidosis; stroke-like episodes (MELAS) syndrome; Leber's hereditary optic neuropathy (LHON); cancer (including, for example, breast, ovarian, prostate, lung, kidney, gastric, colon, testicular, head and neck, pancreas, brain, melanoma, bone or other cancers of tissue organs and cancers of the blood cells, such as lymphoma and leukaemia, multiple myeloma,  
25 colorectal cancer, and non-small cell lung carcinoma); neuropathy, ataxia, retinitis pigmentosa, maternally inherited Leigh syndrome (NARP-MILS); Danon disease; diabetes; diabetic nephropathy; metabolic disorders; heart failure; ischemic heart disease leading to myocardial infarction; psychiatric diseases, for example schizophrenia; multiple sulfatase deficiency (MSD); mucopolipidosis II (ML II);  
30 mucopolipidosis III (ML III); mucopolipidosis IV (ML IV); GMI-gangliosidosis (GM1); neuronal ceroid-lipofuscinoses (NCL1); Alpers disease; Barth syndrome; Beta-oxidation defects; carnitine-acyl-carnitine deficiency; carnitine deficiency; creatine deficiency syndromes; co-enzyme Q10 deficiency; complex I deficiency; complex

- II deficiency; complex III deficiency; complex IV deficiency; complex V deficiency; COX deficiency; chronic progressive external ophthalmoplegia syndrome (CPEO); CPT I deficiency; CPT II deficiency; glutaric aciduria type II; Kearns-Sayre syndrome; lactic acidosis; long-chain acyl-CoA dehydrogenase deficiency (LCHAD); Leigh disease or syndrome; lethal infantile cardiomyopathy (LIC); Luft disease; glutaric aciduria type II; medium-chain acyl-CoA dehydrogenase deficiency (MCAD); myoclonic epilepsy and ragged-red fiber (MERRF) syndrome; mitochondrial cytopathy; mitochondrial recessive ataxia syndrome; mitochondrial DNA depletion syndrome; myoneurogastrointestinal disorder and encephalopathy;
- 5 (LCHAD); Leigh disease or syndrome; lethal infantile cardiomyopathy (LIC); Luft disease; glutaric aciduria type II; medium-chain acyl-CoA dehydrogenase deficiency (MCAD); myoclonic epilepsy and ragged-red fiber (MERRF) syndrome; mitochondrial cytopathy; mitochondrial recessive ataxia syndrome; mitochondrial DNA depletion syndrome; myoneurogastrointestinal disorder and encephalopathy;
- 10 Pearson syndrome; pyruvate dehydrogenase deficiency; pyruvate carboxylase deficiency; POLG mutations; medium/short-chain 3-hydroxyacyl-CoA dehydrogenase (M/SCHAD) deficiency; very long-chain acyl-CoA dehydrogenase (VLCAD) deficiency; and age-dependent decline in cognitive function and muscle strength.
- 15 The condition involving mitochondrial dysfunction may be a CNS disorder, for example a neurodegenerative disease.

Neurodegenerative diseases include, but are not limited to, Parkinson's disease, Alzheimer's disease, amyotrophic lateral sclerosis (ALS), Huntington's disease, ischemia, stroke, dementia with Lewy bodies, and frontotemporal dementia.

- 20 In particular, the compounds of the invention may be useful in the treatment of Parkinson's disease, including, but not limited to, PD related to mutations in  $\alpha$ -synuclein, parkin and PINK1, autosomal recessive juvenile Parkinson's disease (AR-JP) where parkin is mutated.

- The compounds of the invention or pharmaceutical compositions thereof as
- 25 described herein may be combined with one or more additional agents when used for the treatment of conditions involving mitochondrial dysfunction. The compounds may be combined with one or more additional agents selected from levodopa, a dopamine agonist, a monoamino oxygenase (MAO) B inhibitor, a catechol O-methyltransferase (COMT) inhibitor, an anticholinergic, riluzole,
- 30 amantadine, a cholinesterase inhibitor, memantine, tetrabenazine, an antipsychotic, diazepam, clonazepam, an antidepressant, and an anti-convulsant.

In another preferred embodiment of all aspects of the invention, the disorder or condition benefiting from USP30 activity is cancer. The cancer may be linked to mitochondrial dysfunction. Preferred cancers include, for example, breast, ovarian, prostate, lung, kidney, gastric, colon, testicular, head and neck, pancreas, brain, melanoma, bone or other cancers of tissue organs and cancers of the blood cells, such as lymphoma and leukaemia, multiple myeloma, colorectal cancer, and non-small cell lung carcinoma.

In particular, the compounds of the invention may be useful in the treatment of cancer where apoptotic pathways are dysregulated and more particularly where proteins of the BCL-2 family are mutated, or over or under expressed.

References to 'treatment' includes curative, palliative and prophylactic, and includes means to ameliorate, alleviate symptoms, eliminate the causation of the symptoms either on a temporary or permanent basis, or to prevent or slow the appearance of symptoms of the named disorder or condition. The compounds of the invention are useful in the treatment of humans and other mammals.

According to a further aspect, the present invention provides a pharmaceutical composition comprising a compound of formula (I) as defined herein, or a pharmaceutically acceptable salt of said compound or tautomer, together with a pharmaceutically acceptable diluent or carrier.

Pharmaceutical compositions of the invention comprise any of the compounds of the invention combined with any pharmaceutically acceptable carrier, adjuvant or vehicle. Examples of pharmaceutically acceptable carriers are known to those skilled in the art and include, but are not limited to, preserving agents, fillers, disintegrating agents, wetting agents, emulsifying agents, suspending agents, sweetening agents, flavouring agents, perfuming agents, antibacterial agents, antifungal agents, lubricating agents and dispersing agents, depending on the nature of the mode of administration and dosage forms. The compositions may be in the form of, for example, tablets, capsules, powders, granules, elixirs, lozenges, suppositories, syrups and liquid preparations including suspensions and solutions.

The term "pharmaceutical composition" in the context of this invention means a composition comprising an active agent and comprising additionally one or more pharmaceutically acceptable carriers. The composition may further contain ingredients selected from, for example, diluents, adjuvants, excipients, vehicles,

preserving agents, fillers, disintegrating agents, wetting agents, emulsifying agents, suspending agents, sweetening agents, flavouring agents, perfuming agents, antibacterial agents, antifungal agents, lubricating agents and dispersing agents, depending on the nature of the mode of administration and dosage forms.

- 5 The compounds of the invention or pharmaceutical compositions thereof, as described herein, may be used alone or combined with one or more additional pharmaceutical agents. The compounds may be combined with an additional anti-tumour therapeutic agent, for example, chemotherapeutic drugs or inhibitors of other regulatory proteins. In one embodiment, the additional anti-tumour  
10 therapeutic agent is a BH-3 mimetic. In a further embodiment BH-3 mimetics may be selected from but not limited to one or more of ABT-737, ABT-199, ABT-263, and Obatoclax. In a further embodiment, the additional anti-tumour agent is a chemotherapeutic agent. Chemotherapeutic agents may be selected from but not limited to, olaparib, mitomycin C, cisplatin, carboplatin, oxaliplatin, ionizing  
15 radiation (IR), camptothecin, irinotecan, topotecan, temozolomide, taxanes, 5-fluoropyrimidines, gemcitabine, and doxorubicin.

The pharmaceutical compositions of the invention may be administered in any suitably effective manner, such as oral, parenteral, topical, inhaled, intranasal, rectal, intravaginal, ocular, and ophthalmic. Pharmaceutical compositions suitable for  
20 the delivery of compounds of the present invention and methods for their preparation will be readily apparent to those skilled in the art. Such compositions and methods for their preparation may be found, for example, in "Remington's Pharmaceutical Sciences", 19th Edition (Mack Publishing Company, 1995).

#### Oral Administration

- 25 The compounds of the invention may be administered orally. Oral administration may involve swallowing, so that the compound enters the gastrointestinal tract, or buccal or sublingual administration may be employed by which the compound enters the blood stream directly from the mouth.

Formulations suitable for oral administration include solid formulations such as  
30 tablets, capsules containing particulates, liquids, or powders, lozenges (including liquid-filled), chews, multi- and nano-particulates, gels, films (including muco-adhesive), ovules, sprays and liquid formulations.

Liquid formulations include suspensions, solutions, syrups and elixirs. Such formulations may be employed as fillers in soft or hard capsules and typically comprise a carrier, for example, water, ethanol, propylene glycol, methylcellulose, or a suitable oil, and one or more emulsifying agents and/or suspending agents.

- 5 Liquid formulations may also be prepared by the reconstitution of a solid, for example, from a sachet.

The compounds of the invention may also be used in fast-dissolving, fast-disintegrating dosage forms such as those described in Expert Opinion in Therapeutic Patents, 11 (6), 981-986 by Liang and Chen (2001).

- 10 A typical tablet may be prepared using standard processes known to a formulation chemist, for example, by direct compression, granulation (dry, wet, or melt), melt congealing, or extrusion. The tablet formulation may comprise one or more layers and may be coated or uncoated.

- Examples of excipients suitable for oral administration include carriers, for  
15 example, cellulose, calcium carbonate, dibasic calcium phosphate, mannitol and sodium citrate, granulation binders, for example, polyvinylpyrrolidone, hydroxypropylcellulose, hydroxypropylmethylcellulose and gelatin, disintegrants, for example, sodium starch glycolat and silicates, lubricating agents, for example, magnesium stearate and stearic acid, wetting agents, for example, sodium lauryl  
20 sulphate, preservatives, anti-oxidants, flavours and colourants.

- Solid formulations for oral administration may be formulated to be immediate and/or modified release. Modified release formulations include delayed-, sustained-, pulsed-, controlled dual-, targeted and programmed release. Details of suitable modified release technologies such as high energy dispersions, osmotic and  
25 coated particles are to be found in Verma et al, Pharmaceutical Technology On-line, 25 (2), 1-14 (2001). Other modified release formulations are described in US Patent No. 6,106, 864.

#### Parenteral Administration

- The compounds of the invention may also be administered directly into the blood  
30 stream, into muscle, or into an internal organ. Suitable means for parenteral administration include intravenous, intraarterial, intraperitoneal, intrathecal, intraventricular, intraurethral, intrasternal, intracranial, intramuscular and

subcutaneous. Suitable devices for parenteral administration include needle (including microneedle) injectors, needle-free injectors and infusion techniques.

Parenteral formulations are typically aqueous solutions which may contain excipients such as salts, carbohydrates and buffering agents (preferably to a pH of  
5 from 3 to 9), but, for some applications, they may be more suitably formulated as a sterile non-aqueous solution or as a dried form to be used in conjunction with a suitable vehicle such as sterile, pyrogen-free water.

The preparation of parenteral formulations under sterile conditions, for example, by lyophilisation, may readily be accomplished using standard pharmaceutical  
10 techniques well known to those skilled in the art.

The solubility of compounds of formula (I) used in the preparation of parenteral solutions may be increased by suitable processing, for example, the use of high energy spray-dried dispersions (see WO 01/47495) and/or by the use of appropriate formulation techniques, such as the use of solubility-enhancing agents.

15 Formulations for parenteral administration may be formulated to be immediate and/or modified release. Modified release formulations include delayed-, sustained-, pulsed-, controlled dual-, targeted and programmed release.

Pharmaceutical compositions of the present invention also include compositions and methods known in the art for bypassing the blood brain barrier or can be  
20 injected directly into the brain. Suitable areas for injection include the cerebral cortex, cerebellum, midbrain, brainstem, hypothalamus, spinal cord and ventricular tissue, and areas of the PNS including the carotid body and the adrenal medulla.

### Dosage

The magnitude of an effective dose of a compound will, of course, vary with the  
25 nature of the severity of the condition to be treated and the route of administration. The selection of appropriate dosages is within the remit of the physician. The daily dose range is about 10µg to about 100 mg per kg body weight of a human and non-human animal and in general may be around 10µg to 30mg per kg body weight per dose. The above dose may be given from one to three times per day.

30 For example, oral administration may require a total daily dose of from 5mg to 1000mg, such as from 5 to 500mg, while an intravenous dose may only require

from 0.01 to 30 mg/kg body weight, such as from 0.1 to 10 mg/kg, more preferably from 0.1 to 1 mg/kg body weight. The total daily dose may be administered in single or divided doses.

The skilled person will also appreciate that, in the treatment of certain conditions,  
5 compounds of the invention may be taken as a single dose on an "as required" basis (i.e. as needed or desired).

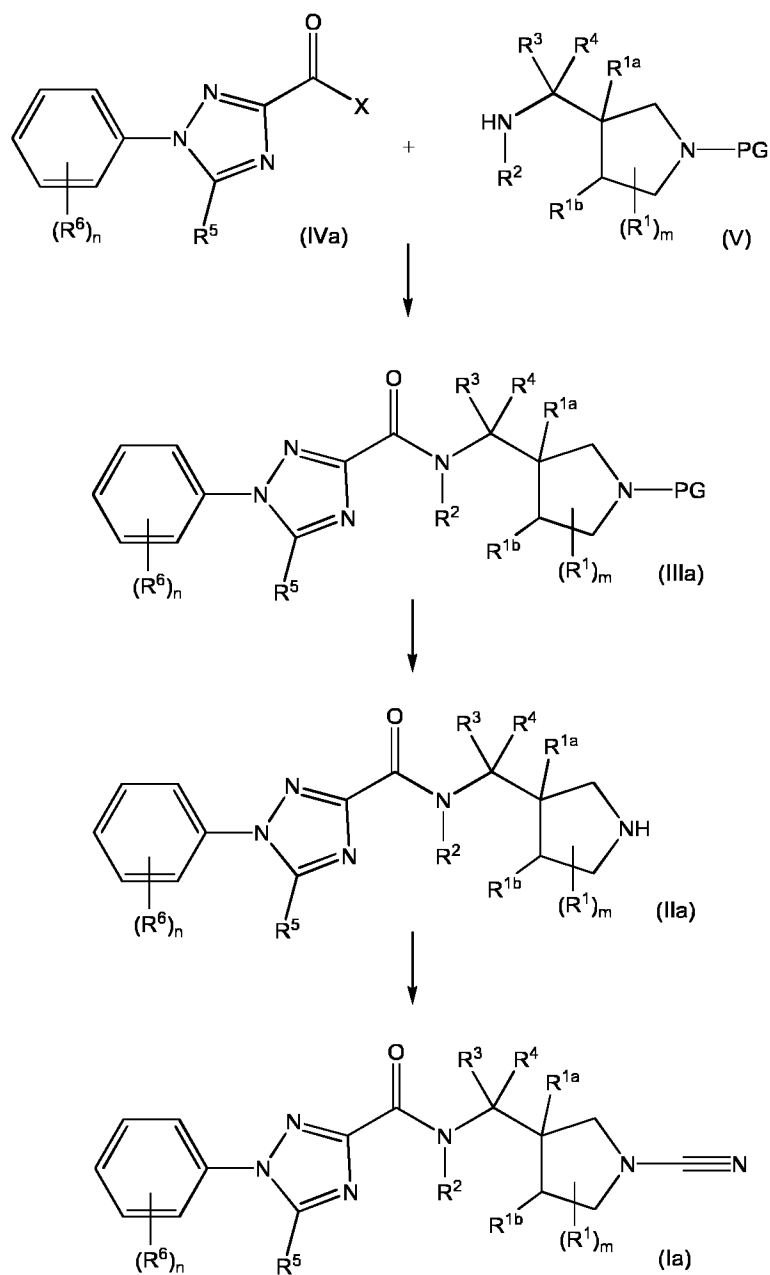
#### Synthetic methodologies

Compounds of formula (I) may be prepared using methods as described below in the general reaction schemes and the representative examples. Where  
10 appropriate, the individual transformations within a scheme may be completed in a different order.

According to a further aspect, the present invention provides a process for the preparation of a compound of formula (I), as defined herein [(Ia), (Ib), (Ic)], comprising reacting a compound of formula (IVa), (IVb), or (IVc), as appropriate,  
15 where X is OH with an amine of formula (V), where PG is a protecting group, such as BOC or CBZ, to give an amide of formula (IIIa), (IIIb), or (IIIc) (Scheme 1). The amide-coupling reaction can be performed using standard methodology, for example by reaction using a coupling reagent such as DCC, HATU, HBTU, EDC or via a mixed anhydride. Alternatively, the acids (IVa), (IVb), or (IVc), where X is  
20 OH, can be converted into the acid chlorides (IVa), (IVb), or (IVc), where X is Cl, using SOCl<sub>2</sub>, PCl<sub>3</sub>, or PCl<sub>5</sub>, which can then be reacted with the amine (V), preferably in a suitable solvent in the presence of a suitable base. Alternatively, the compound (IVa), (IVb), or (IVc), where X forms the ester, can be reacted directly with the amine (V), preferably in a suitable solvent.

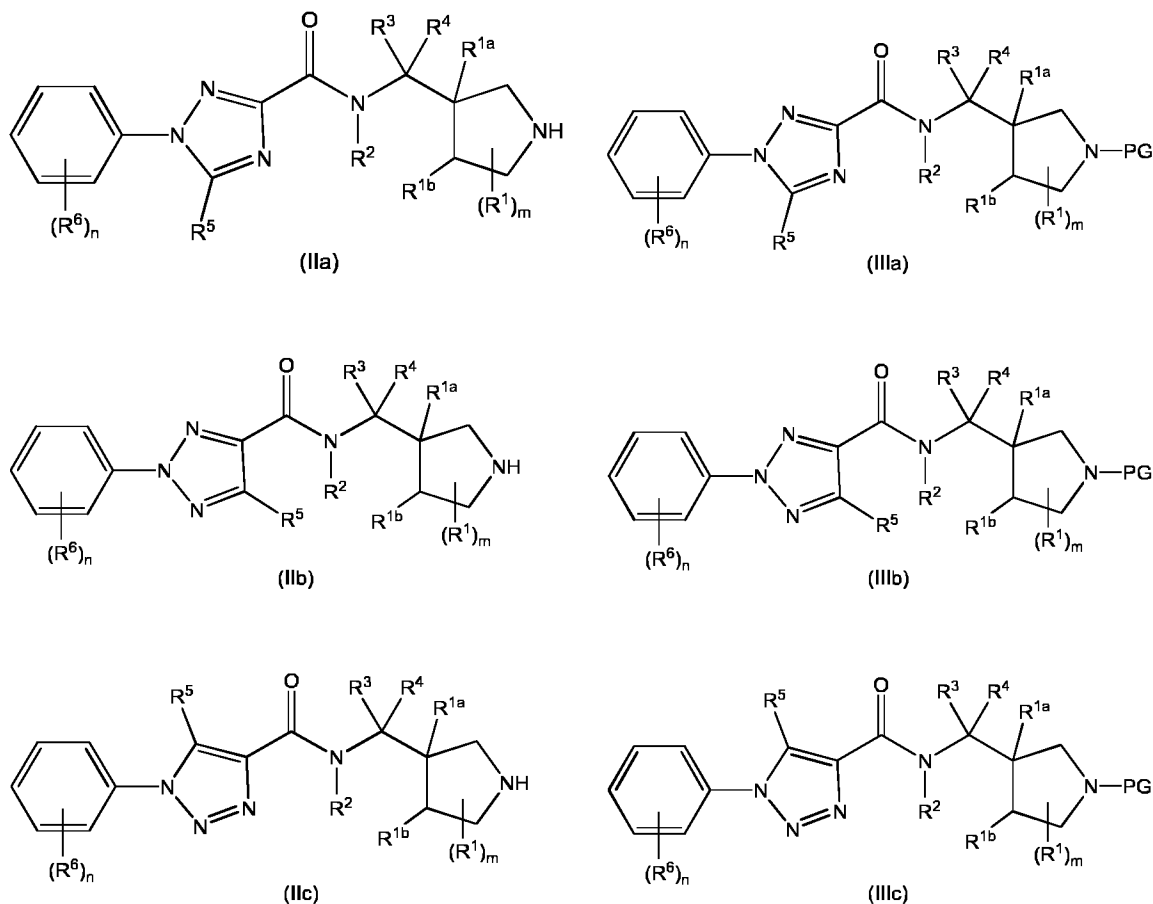
25 Additionally, one compound of formula (IIIa), (IIIb), or (IIIc) may be converted into another compound of formula (IIIa), (IIIb), or (IIIc), for example *via* a Suzuki coupling of a bromo-aryl or bromo-heteroaryl group. The compound of formula (IIIa), (IIIb), or (IIIc), may be deprotected using standard methods to give amine (IIa), (IIb), or (IIc), which may then be reacted with cyanogen bromide to give the  
30 corresponding compound of formula (I). Scheme 1 illustrates one method that may be used, as applied to the compound of formula (Ia) using the compound of formula (IVa), which applies equally to the preparation of the compounds of formula (Ib)

and formula (Ic) using the appropriate corresponding compounds of formula (IVb) and (IVc).



Scheme 1

In a further aspect, the present invention provides a compound, which is selected from formulae (IIa), (IIIa), (IIb), (IIIb), (IIc), and (IIIc):



- 10 wherein PG is a protecting group, preferably BOC or CBZ, and  $m$ ,  $n$ ,  $R^1$ ,  $R^{1a}$ ,  $R^{1b}$ ,  $R^2$ ,  $R^3$ ,  $R^4$ ,  $R^5$ , and  $R^6$ , are as defined in any one of claims 1 to 16, a tautomer thereof, or a salt of said compound or tautomer.

- In further preferred aspects, the present invention provides a compound, which is selected from formulae (IIa), (IIIa), (IIb), (IIIb), (IIc), and (IIIc), as described herein,  
 15 in the absolute stereochemical configuration corresponding to the compounds of formula (I), and preferred embodiments thereof.

- Additional representative compounds and stereoisomers, racemic mixtures, diastereomers and enantiomers thereof may be prepared using the intermediates prepared in accordance to the general schemes and other materials, compounds  
 20 and reagents known to those skilled in the art. Enantiomers may be separated

using standard techniques, such as Chiral HPLC, for example, using column CHIRALART SA 250x4.6mm 5  $\mu$ m.

The invention is illustrated by the following non-limiting examples in which the following abbreviations and definitions are used.

## 5 Abbreviations

	ACN	Acetonitrile
	d	Doublet (NMR signal)
	DBU	1,8-Diazabicyclo[5.4.0]undec-7-ene
	DCM	Dichloromethane
10	DIPEA	N,N-Diisopropylamine
	DMF	N,N-Dimethylformamide
	DMS	Dimethyl sulphide
	DMSO	Dimethylsulphoxide
	EDC	1-Ethyl-3-(3-dimethylaminopropyl)carbodiimide
15	ES	Electrospray
	EtOAc	Ethyl acetate
	h	Hour(s)
	HATU	1-[Bis(dimethylamino)methylene]-1H-1,2,3-triazolo[4,5-b]pyridinium 3-oxid hexafluorophosphate
20	LCMS	Liquid Chromatography-Mass Spectrometry
	m	Multiplet (NMR signal)
	MeOH	Methanol
	min	Minute(s)
	NMR	Nuclear Magnetic Resonance
25	rt	Room temperature
	s	Singlet (NMR signal)
	SFC	Supercritical fluid chromatography
	TBD	1,5,7-Triazabicyclo[4.4.0]dec-5-ene
	TFA	Trifluoroacetic acid
30	THF	Tetrahydrofuran

**Analytical Methods****LCMS Methods:**

<b>Method B</b>		
Column	X-bridge C18, 50×4.6mm, 3.5µm or equivalent	
Mobile Phase	0.1% Ammonia in Water 0.1% Ammonia in Acetonitrile	
Flow Rate	1.0 mL/min	
Gradient	Time	%B
	0.01	5
	5.00	90
	5.80	95
	7.20	95
	7.21	5
	10.00	5

<b>Method C</b>		
Column	BEH C18, 50×2.1mm, 1.7µm or equivalent	
Mobile Phase	5mM Ammonium Acetate + 0.1% Formic Acid in Water 0.1% Formic Acid in Acetonitrile	
Flow Rate	0.55 mL/min	
Gradient	Time	%B
	0.01	5
	0.40	5
	0.80	35
	1.20	55
	2.50	100
	3.30	100
	3.31	5
	4.00	5

<b>Method H</b>		
Column	X-bridge C18, 50x4.6mm, 3.5µm or equivalent	
Mobile Phase	(A) 0.1% Ammonia in Water (B) 0.1% Ammonia in Acetonitrile	
Flow Rate	1.0 mL/min	
Gradient	Time	%B
	0.01	5
	5.00	90
	5.80	95
	7.20	95
	7.21	5
	10.00	5

<b>Method J</b>		
Column	BEH C18, 50*2.1mm, 1.7µm or equivalent	
Mobile Phase	(A) 5mM Ammonium Acetate + 0.1% Formic Acid in Water (B) 0.1% Formic Acid in Acetonitrile	
Flow Rate	0.45 mL/min	
Gradient	Time	%B
	0.01	2
	0.50	2
	5.00	90
	6.00	95
	7.00	95
	7.01	2
	8.00	2

Method M		
Column	BEH C18, 50*2.1mm, 1.7µm or equivalent	
Mobile Phase	(A) 5mM Ammonium Acetate + 0.1% Formic Acid in Water (B) 0.1% Formic Acid in Acetonitrile	
Flow Rate	0.40 mL/min	
Gradient	Time	%B
	0.01	10
	5.00	90
	7.00	100
	11.00	100
	11.01	10
	12.00	10

**Long run LCMS Methods:**

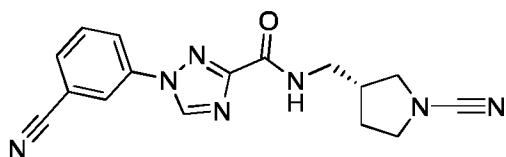
<b>Method D-FA</b>		
Mobile phase	A	0.1%formic acid in water
	B	0.1% formic acid in acetonitrile
Instrument		Agilent 1290 Infinity RRLC attached with Agilent 6120 Mass detector and Diode array Detector
Column		SUNFIRE C18,5 $\mu$ ,4.6 * 250 mm,Waters
Flow rate		1.0 mL/min
Column oven temperature		Ambient
Run time		30.0 min
Flow rate	1.0 mL/min	
Gradient:	Time	%B
	0.0	0
	15.0	20
	25.0	100
	27.0	100
	27.01	0
	30.0	0

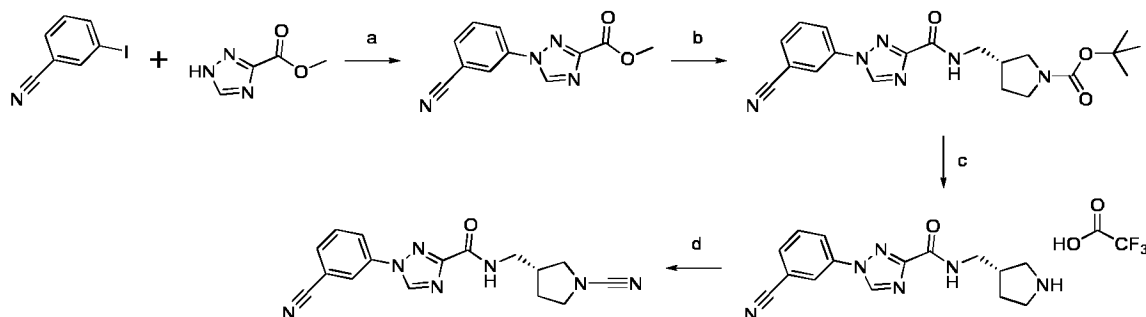
<b>Method D-NH<sub>3</sub></b>		
Mobile phase	A	0.1% Ammonia in water
	B	0.1% Ammonia in Acetonitrile
Instrument		Agilent 1290 Infinity RRLC attached with Agilent 6120 Mass detector and Diode array Detector
Column		Waters, X Bridge, C18,250 * 4.6mm
Flow rate		1.0 mL/min
Column oven temperature		Ambient
Run time		40.0 min
Gradient:		
	Time	%B
	0.00	5
	5.00	5
	10.00	30
	15.00	30
	25.00	60
	30.00	90
	35.00	90
	35.01	5
	40.00	0

Method D-AA		
Mobile phase	A	10mM ammonium acetate in water
	B	100 % Acetonitrile
Instrument		Agilent 1290 Infinity RRLC attached with Agilent 6120 Mass detector and Diode array Detector
Column		YMC EXRS 250 C18,4.6 * 250mm
Flow rate		1.0 mL/min
Column oven temperature		Ambient
Run time		30.0 min
Gradient:	Time	%B
	0.0	5
	15.0	50
	20.0	50
	25.0	100
	27.0	100
	27.01	5
	30.0	5

**Example 1**

*(R)*-1-(3-cyanophenyl)-N-((1-cyanopyrrolidin-3-yl)methyl)-1H-1,2,4-triazole-3-carboxamide





**Step a.** To a stirred solution of 3-iodobenzonitrile (0.500 g, 2.18 mmol) and methyl 1H-1,2,4-triazole-3-carboxylate (CAS Number 4928-88-5; 0.277 g, 2.18 mmol) in DMSO (6 mL) was added L-proline (0.050 g, 0.44 mmol), Cu(I)I (0.083 g, 0.44 mmol) and K<sub>2</sub>CO<sub>3</sub> (0.602 g, 4.34 mmol) at rt. The solution was heated at 80°C for 18 h. The reaction mixture was cooled to rt and poured into ice cold water (100 mL) and extracted with EtOAc (4 x 50 mL). Combined organic extracts were dried over anhydrous sodium sulfate, filtered and concentrated under reduced pressure. The residue was purified by flash column chromatography (compound eluted in 35% EtOAc in hexane) yielding methyl 1-(3-cyanophenyl)-1H-1,2,4-triazole-3-carboxylate (0.105 g, 0.46 mmol). LCMS: Method H, 1.517 min, MS: ES+ 229.19.

**Step b.** To a stirred solution of methyl 1-(3-cyanophenyl)-1H-1,2,4-triazole-3-carboxylate (0.100 g, 0.44 mmol) and tert-butyl (R)-3-(aminomethyl)pyrrolidine-1-carboxylate (CAS Number 199174-29-3; 0.106 g, 0.53 mmol) in THF (4 mL) was added a solution of 1,5,7-triazabicyclo[4.4.0]dec-5-ene (CAS Number 5807-14-7; 0.092 g, 0.66 mmol) in THF (1 mL) at 0°C. The resulting mixture was stirred at rt for 18h. The reaction mixture was poured into water (50 mL) and extracted with EtOAc (2 x 50 mL). Combined organic layers were dried over anhydrous sodium sulfate, filtered and concentrated under reduced pressure. The residue was purified by flash column chromatography (compound eluted in 5% MeOH in DCM) yielding tert-butyl (R)-3-((1-(3-cyanophenyl)-1H-1,2,4-triazole-3-carboxamido)methyl)-pyrrolidine-1-carboxylate. (0.083 g, 0.21 mmol), LCMS: Method H, 1.789 min, MS: ES+ [M-100] 297.26.

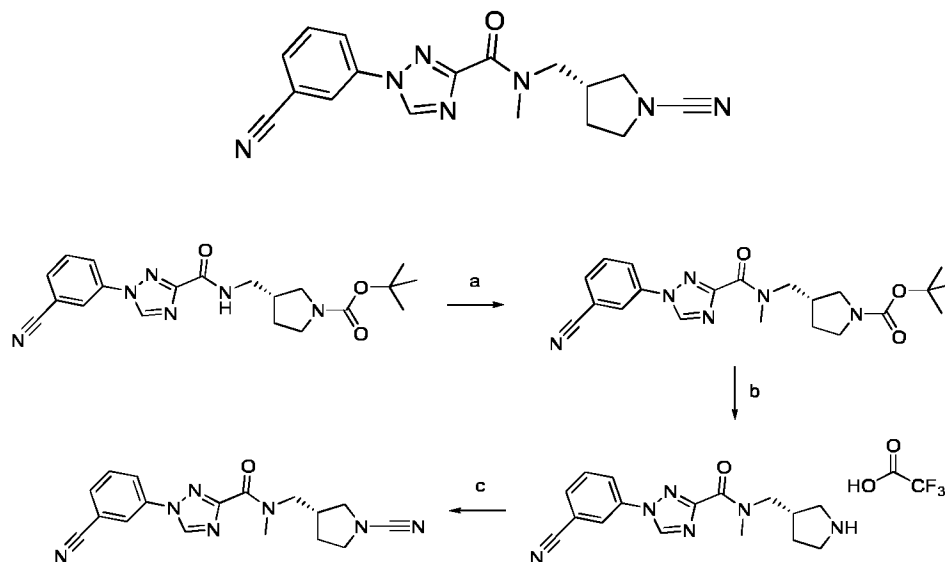
**Step c.** To a stirred solution of tert-butyl (R)-3-((1-(3-cyanophenyl)-1H-1,2,4-triazole-3-carboxamido)-methyl)pyrrolidine-1-carboxylate (0.075 g, 0.189 mmol) in DCM (4 mL) was added TFA (0.37 mL) at 0°C and stirred for 1.5 h. Volatiles were distilled off under reduced pressure and the residue azeotropically distilled with

DCM (3 x 50 mL) and dried under high vacuum yielding (S)-1-(3-cyanophenyl)-N-(pyrrolidin-3-ylmethyl)-1H-1,2,4-triazole-3-carboxamide TFA salt, 0.110 g, crude. LCMS: Method H, 1.331 min, MS: ES+ 297.26.

- Step d.** To a stirred solution of (S)-1-(3-cyanophenyl)-N-(pyrrolidin-3-ylmethyl)-1H-1,2,4-triazole-3-carboxamide TFA salt (0.100 g, crude from previous step) in THF (5 mL) was added K<sub>2</sub>CO<sub>3</sub> (0.100 g, 0.73 mmol) at 0°C. After stirring at 0°C for 15 min, cyanogen bromide (0.026 g, 0.24 mmol) was added and stirring continued for a further 1 h. The resulting mixture was poured into water (50 mL) and extracted with EtOAc (2 x 50 mL). Combined organic extracts were dried over anhydrous sodium sulfate, filtered and concentrated under reduced pressure. The residue was purified by flash column chromatography (compound eluted in 95% EtOAc in hexane) yielding (R)-1-(3-cyanophenyl)-N-((1-cyanopyrrolidin-3-yl)methyl)-1H-1,2,4-triazole-3-carboxamide (0.030 g, 0.09 mmol). LCMS: Method J, 2.767 min, MS: ES- 320.2; <sup>1</sup>H NMR (400 MHz, DMSO-d<sub>6</sub>) δ ppm: 9.49 (s, 1 H), 8.93 - 8.96 (t, J = 6.0 Hz, 1 H), 8.44 (s, 1 H), 8.23 - 8.25 (m, 1 H), 7.93 - 7.95 (d, J = 7.6 Hz 1 H), 7.78 - 7.82 (m, 1 H), 3.34 - 3.42 (m, 3 H), 3.14 - 3.29 (m, 4 H), 1.89 - 1.94 (m, 1 H), 1.63 - 1.68 (m, 1 H).

## Example 2

- (S)-1-(3-cyanophenyl)-N-((1-cyanopyrrolidin-3-yl)methyl)-N-methyl-1H-1,2,4-triazole-3-carboxamide



- Step a.** To a stirred solution of tert-butyl (R)-3-((1-(3-cyanophenyl)-1H-1,2,4-triazole-3-carboxamido)-methyl)pyrrolidine-1-carboxylate (described in

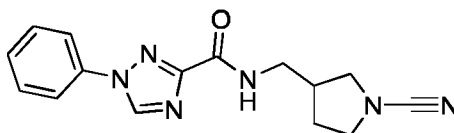
**Example 1**, steps a and b; 0.100 g, 0.25 mmol) in DMF (2 mL) was added NaH (60% in mineral oil; 0.008 g, 0.30 mmol) portion-wise at 0°C. After stirring for 15 min, methyl iodide (0.035 g, 0.25 mmol) was added and the resulting reaction mixture was stirred at rt for 1h. The reaction was poured into ice water (50 mL) and  
5 extracted with EtOAc (2 x 50 mL). The combined organic phase was dried over anhydrous sodium sulfate, filtered and concentrated under reduced pressure. The resulting residue was purified by flash column chromatography (eluted in 2% MeOH in DCM) yielding tert-butyl (R)-3-((1-(3-cyanophenyl)-N-methyl-1H-1,2,4-triazole-3-carboxamido)methyl)-pyrrolidine-1-carboxylate (0.095 g, 0.23 mmol).  
10 LCMS: Method H, 1.755 min, MS: ES+ 411.4.

**Step b.** A stirred solution of tert-butyl (R)-3-((1-(3-cyanophenyl)-N-methyl-1H-1,2,4-triazole-3-carboxamido)methyl)pyrrolidine-1-carboxylate (0.090 g, 0.22 mmol) in DCM (5 mL) was added TFA (0.45 mL) at 0°C. The reaction mixture was stirred at 0°C to rt for 1.5h. The resulting reaction mixture was concentrated under  
15 reduced pressure. The obtained residue was azeotropically distilled with DCM (3 x 50 mL) and dried under high vacuum yielding (S)-1-(3-cyanophenyl)-N-methyl-N-(pyrrolidin-3-ylmethyl)-1H-1,2,4-triazole-3-carboxamide TFA salt, 0.110 g, crude. LCMS: Method H, 1.325 min, MS: ES+ 311.28.

**Step c.** To a stirred solution of (S)-1-(3-cyanophenyl)-N-methyl-N-(pyrrolidin-3-ylmethyl)-1H-1,2,4-triazole-3-carboxamide TFA salt (0.100 g, crude from previous step) in THF (5 mL) was added K<sub>2</sub>CO<sub>3</sub> (0.097 g, 0.71 mmol) at 0°C. After stirring  
20 for 10 min, cyanogen bromide (0.024 g, 0.24 mmol) was added and stirring continued for 1h at rt. The resulting mixture was poured into water (50 mL) and extracted with EtOAc (2 x 50 mL). The combined organic phase was dried over anhydrous sodium sulfate, filtered and concentrated under reduced pressure. The  
25 residue was purified by flash column chromatography (compound eluted in 2% MeOH in DCM) yielding (S)-1-(3-cyanophenyl)-N-((1-cyanopyrrolidin-3-yl)methyl)-N-methyl-1H-1,2,4-triazole-3-carboxamide (0.028 g, 0.08 mmol). LCMS: Method J, 2.723 min, MS: ES+ 336.15; <sup>1</sup>H NMR (400 MHz, DMSO-d<sub>6</sub>) δ ppm: 9.48 (s, 1 H),  
30 8.42 - 8.43 (d, J= 4.0 Hz, 1H), 8.19 - 8.23 (m, 1H), 7.92 - 7.94 (d, J= 8.0 Hz, 1 H), 7.77 - 7.81 (t, J= 8 Hz 1 H), 3.44 - 3.58 (m, 3 H), 3.36 - 3.41 (m, 1 H), 3.23 - 3.27 (m, 1 H), 2.99 - 3.10 (m, 4 H), 2.59 - 2.65 (m, 1 H), 1.86 - 1.89 (m, 1 H), 1.64 - 1.69 (m, 1 H).

**Example 3**

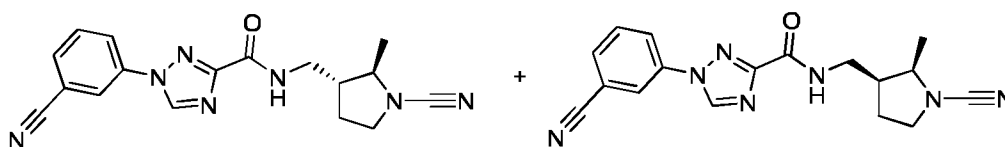
*N-((1-cyanopyrrolidin-3-yl)methyl)-1-phenyl-1H-1,2,4-triazole-3-carboxamide*



Prepared using analogous procedures to those described herein.

**5 Example 4**

*N-(((2R,3R)-1-cyano-2-methylpyrrolidin-3-yl)methyl)-1-(3-cyanophenyl)-1H-1,2,4-triazole-3-carboxamide* and *N-(((2R,3S)-1-cyano-2-methylpyrrolidin-3-yl)methyl)-1-(3-cyanophenyl)-1H-1,2,4-triazole-3-carboxamide*



10

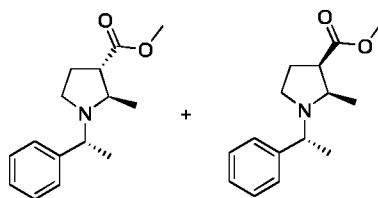
**Step a.** To a solution of methyl acetoacetate (200 g, 1724.13 mmol) and 1,2-dibromoethane (179.2 mL, 2068.95 mmol) in acetone (2000 mL) was added  $K_2CO_3$  (356.8 g, 2586.19 mmol) at rt. The reaction mixture was heated at 70°C for 24 h. The resulting mixture was cooled to rt, filtered through celite and washed with acetone (2 x 100 mL). The filtrate was concentrated under reduced pressure to give a crude oil which was purified by column chromatography (4% EtOAc in hexane) to yield methyl 1-acetylcyclopropane-1-carboxylate (100 g, 704.22 mmol). LCMS: Method C, 1.47 min, MS: ES+ 143.14.

**Step b.** A solution of methyl 1-acetylcyclopropane-1-carboxylate (82.0 g, 577.46 mmol) and (R)-1-phenylethan-1-amine (69.87 g, 577.46 mmol) in toluene (820 mL) was charged in a dean stark glass assembly. The reaction mixture was heated to 130°C for 24 h (water release was collected in dean stark assembly). The reaction mixture was cooled to rt and concentrated under reduced pressure. The resulting residue was purified by column chromatography (1.5 % EtOAc in hexane) to yield methyl (R)-2-methyl-1-(1-phenylethyl)-4,5-dihydro-1H-pyrrole-3-carboxylate (51.0 g, 208.16 mmol). LCMS: Method C, 1.409 min, MS: ES+ 246.40.

**Step c.** To  $NaBH_4$  (35.5 g, 936.73 mmol) was carefully added acetic acid (765 mL, 15 vol) dropwise at 0 °C and stirred for 45 min at 0°C. A solution of methyl (R)-2-

methyl-1-(1-phenylethyl)-4,5-dihydro-1H-pyrrole-3-carboxylate (51.0 g, 208.16 mmol) in acetonitrile (765 mL) was then added at 0°C and the reaction mixture was stirred for 4 h at rt. The resulting mixture was diluted with water (4000 mL) and basified with solid Na<sub>2</sub>CO<sub>3</sub>. The aqueous layer was extracted with EtOAc (2 x 3000 mL). The combined organic phase was collected, dried over Na<sub>2</sub>SO<sub>4</sub>, filtered and concentrated under reduced pressure. The resulting residue was dissolved in hexane and insoluble solid was removed by filtration. The filtrate was evaporated under reduced pressure to yield a mixture of diastereomers (51.0 g, 208.16 mmol). LCMS: Method D-NH<sub>3</sub>, 28.96 min (92%, major diastereomer) and 29.114 min (7%, minor diastereomer), MS: ES+ 248.2; The diastereomeric mixture was dissolved in n-hexane (500 mL) to form a clear solution which was stirred at -78 °C for 2 h. The resulting precipitate was removed by filtration and wash with cold hexane to yield methyl (2R,3R)-2-methyl-1-((R)-1-phenylethyl)pyrrolidine-3-carboxylate (28 g, 113.36 mmol). LCMS : Method D-NH<sub>3</sub>, 28.819 min, Method D-FA: 12.098 min, MS: ES+ 248.2; <sup>1</sup>H NMR (400 MHz, DMSO-d<sub>6</sub>) δ ppm: 7.29 - 7.35 (m, 4 H), 7.22 - 7.24 (m, 1 H), 3.60 (s, 3 H), 3.55 - 3.58 (m, 1 H), 3.34-3.37 (m, 1H) 3.06 - 3.09 (m, 1 H), 2.58 - 2.61 (m, 1 H), 2.43 - 2.47 (m, 1 H), 1.92 - 1.99 (m, 1 H), 1.80 - 1.83 (m, 1 H), 1.27 (d, J=6.71 Hz, 3 H), 0.71 (d, J=6.40 Hz, 3 H).

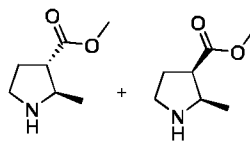
#### Step d.



Methyl (2R,3R)-2-methyl-1-((R)-1-phenylethyl)pyrrolidine-3-carboxylate (26.0 g, 105.263 mmol) was dissolved in DBU (47.99 g, 315.723 mmol) and heated at 100°C for 24 h in seal tube. The reaction mixture was poured into water (800 mL) and extracted ethyl acetate with (3 x 700 mL). The combined organic layer was washed with water (100 mL), dried over Na<sub>2</sub>SO<sub>4</sub> and evaporated under reduced pressure to give crude product which was purified by column chromatography (eluted at 30 % ethyl acetate in hexane ) to yield mixture of methyl (2R,3R)-2-methyl-1-((R)-1-phenylethyl)pyrrolidine-3-carboxylate and methyl (2R, 3S)-2-methyl-1-((R)-1-phenylethyl)pyrrolidine-3-carboxylate (22 g, 89.068 mmol). LCMS: Method D-FA, 11.94 min (21.72 %) & 12.68 min (77.01 %), MS: ES+ 248.4; <sup>1</sup>H

NMR (400 MHz, CDCl<sub>3</sub>)  $\delta$  ppm: 7.25-7.40 (m, 5H), 3.85-3.87 (m, 1H), 3.74 (s, 3H), 3.00-3.30 (m, 1H), 2.56-2.81 (m, 3H), 1.93-2.08 (m, 2H), 1.41 (m, 3H), 1.04 (dd, J=6.4 Hz, 3H).

**Step e.**

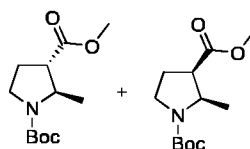


5

To solution of methyl (2R,3S)-2-methyl-1-((R)-1-phenylethyl) pyrrolidine-3-carboxylate and methyl (2R,3R)-2-methyl-1-((R)-1-phenylethyl)pyrrolidine-3-carboxylate (10 g, 40.485 mmol) in methanol (100 mL) was added 1 g (10% Pd/C, 50 % moisture). The reaction mixture was stirred at rt under hydrogen (40 barr) for 24 h. The resulting mixture was filtered through celit, washed with methanol (50 mL) and the filtrate was concentrated under reduced pressure to yield mixture of methyl (2R,3S)-2-methylpyrrolidine-3-carboxylate and methyl (2R,3R)-2-methylpyrrolidine-3-carboxylate (5.3 g, 37.062 mmol). LCMS: Method C, 0.31 min, MS: ES+ 144.1; <sup>1</sup>H NMR (400 MHz, CDCl<sub>3</sub>)  $\delta$  ppm: 3.74 (s, 3H), 3.40-3.43 (m, 1H), 3.10-3.20 (m, 2H), 2.53-2.63 (m, 1H), 2.13-2.19 (m, 2H), 2.04-2.08 (m, 1H), 1.37 (dd, J=6.4 Hz, 3H).

15

**Step f.**

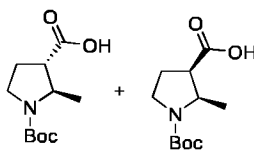


To solution of methyl (2R,3S)-2-methylpyrrolidine-3-carboxylate and methyl (2R,3R)-2-methylpyrrolidine-3-carboxylate (5.3 g, 37.062 mmol) in THF (53 mL) were added 4-dimethylaminopyridine (0.53 g, 0.1 w/w) and di-tert-butyl dicarbonate (9.69 g, 44.449 mmol) at 0°C under N<sub>2</sub>. The reaction mixture was allowed to warm to rt and stirred for a further 16 h. The resulting mixture was diluted with water (200 mL) and extracted with ethyl acetate (3 x 200 mL). The combined organic layer was washed with water (200 mL), dried over Na<sub>2</sub>SO<sub>4</sub> and evaporated under reduced pressure to give a crude product which was purified by column chromatography (eluted at 10 % ethyl acetate in hexane ) to yield mixture of 1-(tert-butyl) 3-methyl (2R, 3S)-2-methylpyrrolidine-1,3-dicarboxylate and 1-(tert-butyl) 3-methyl

25

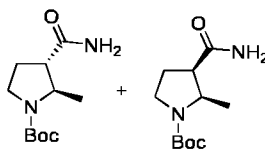
(2R, 3R)-2-methylpyrrolidine-1,3-dicarboxylate (8.0 g, 32.92 mmol). LCMS: Method C, 1.665 min, MS: ES+ (-56) 188; <sup>1</sup>H NMR (400 MHz, CDCl<sub>3</sub>) δ ppm: 4.00-4.30 (m, 1H), 3.74 (s, 3H), 3.52-3.56 (m, 1H), 3.35-3.39 (m, 1H), 2.71-2.72 (m, 1H), 2.11-2.16 (m, 2H), 1.50 (s, 9H), 1.32 (dd, J=5.6 Hz, 3H).

## 5 Step g.



To a solution of 1-(tert-butyl) 3-methyl (2R,3S)-2-methylpyrrolidine-1,3-dicarboxylate and 1-(tert-butyl)-3-methyl (2R,3R)-2-methylpyrrolidine-1,3-dicarboxylate (8.0 g, 32.921 mmol) in THF: Water (5:1) (12 mL) was added lithium hydroxide monohydrate (2.07 g, 49.381 mmol) at 0°C. The resulting reaction mixture was warmed to rt and stirred for 6 h. The mixture was poured into water (300 mL) and washed with ethyl acetate (3 x 300 mL). The aqueous layer was acidified with 1M HCl solution (~200 mL) and extracted with ethyl acetate (3 x 300 mL). The combined organic layer was dried over Na<sub>2</sub>SO<sub>4</sub> and evaporated under reduced pressure to yield mixture of (2R, 3R)-1-(tert-butoxycarbonyl)-2-methylpyrrolidine-3-carboxylic acid and (2R,3S)-(tert-butoxycarbonyl)-2-methylpyrrolidine-3-carboxylic acid (6.5 g, 28.384 mmol). LCMS: Method D-AA, 8.770 min (18.63 mmol) and 9.105 min (81.37 min), MS: ES+(-56) 156.25; <sup>1</sup>H NMR (400 MHz, DMSO-d<sub>6</sub>) δ ppm: 12.47 (s, 1H), 3.8 - 4.1 (m, 1H), 3.25-3.37 (m, 2H), 2.60-2.75(m, 1H), 2.05-2.12 (m, 1H), 1.89-1.97 (m, 1H), 1.40 (s, 9H), 1.18 (dd, J=5.6 Hz, 3H).

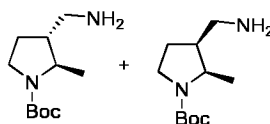
## Step h.



To a solution of (2R, 3R)-1-(tert-butoxycarbonyl)-2-methylpyrrolidine-3-carboxylic acid and (2R,3S)-1-(tert-butoxycarbonyl)-2-methylpyrrolidine-3-carboxylic acid (5.5 g, 24.017 mmol) in THF (50 mL) were added EDC.HCl (5.50 g, 28.795 mmol) and 1-hydroxybenzotriazole hydrate (3.67 g, 23.986 mmol) at 0°C under N<sub>2</sub>. Triethylamine (16.16 mL, 120.087 mmol) and NH<sub>4</sub>Cl (6.42g, 120.000 mmol) were

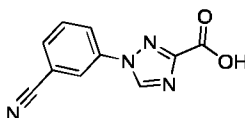
added to the reaction mixture and stirred for 16 h at rt. The resulting reaction mixture was poured into saturated NaHCO<sub>3</sub> solution (400 mL) and extracted with ethyl acetate (3 x 400 mL). The combined organic layer was dried over Na<sub>2</sub>SO<sub>4</sub> and evaporated under reduced pressure to give crude product which was purified  
 5 by column chromatography (2 % MeOH in DCM) to yield tert-butyl (2R,3R)-3-carbamoyl-2-methylpyrrolidine-1-carboxylate and tert-butyl (2R,3S)-3-carbamoyl-2-methylpyrrolidine-1-carboxylate (4.8 g, 21.056 mmol). LCMS: Method C, 1.380 min, MS: ES+ (-56) 173.2 ; <sup>1</sup>H NMR (400 MHz, CDCl<sub>3</sub>) δ ppm: 5.57 (br, 2H), 3.95-4.12 (m, 1H), 3.42-3.63 (m, 2H), 2.42-2.61(m, 1H), 2.09-2.11 (m, 2H), 1.47 (s, 9H),  
 10 1.30 (dd, J=5.6 Hz, 3H).

### Step i.



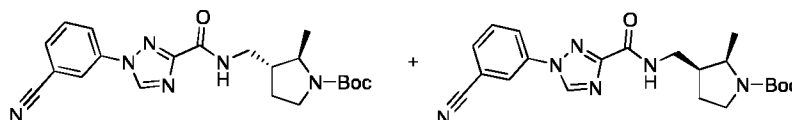
To a solution of tert-butyl (2R, 3R)-3-carbamoyl-2-methylpyrrolidine-1-carboxylate and tert-butyl (2R,3S)-3-carbamoyl-2-methylpyrrolidine-1-carboxylate (4.8 g,  
 15 21.052 mmol) in THF (20 mL) was added BH<sub>3</sub>.DMS (2M in THF) (15.78 mL, 31.57 mmol) drop wise at 0 °C under N<sub>2</sub>. The reaction mixture was allowed to warm to rt and stirred for 16 h at 70 °C. The mixture was then cooled to rt and methanol (50 mL) added. The mixture was further heated at 80 °C for 2 h then cooled to rt, acidified with 1N HCl solution (240 mL) and extracted with ethyl acetate (3 x 400  
 20 mL). The aqueous layer was basified with sodium bicarbonate solution (50 mL) and extracted with ethyl acetate (3 x 300 mL) concentrated under reduced pressure to yield tert-butyl (2R,3R)-3-(amino methyl)-2-methylpyrrolidine-1-carboxylate and tert-butyl (2R,3S)-3-(amino methyl)-2-methylpyrrolidine-1-carboxylate (0.137 g, 0.640 mmol). LCMS: Method C, 1.322 min, MS: ES-56+ 159.31; <sup>1</sup>H NMR (400  
 25 MHz, DMSO-d<sub>6</sub>) δ ppm: 3.28-3.48 (m, 3H), 3.15-3.26 (m, 1H), 2.41-2.44 (m, 1H), 1.65-2.05 (m, 2H), 1.41-1.60 (m, 3H), 1.34 (s, 9H), 0.95 (dd, J=6.4 Hz, 3H).

### Step j.

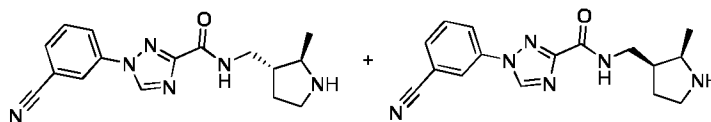


A stirred solution of methyl 1H-1,2,4-triazole-3-carboxylate (1.66 g, 13.1004 mmol) and 3-iodobenzonitrile (2 g, 8.733 mmol) in DMSO (10 mL) was added K<sub>2</sub>CO<sub>3</sub> (3.6 g, 26.200 mmol) at rt. The reaction mixture was purged with N<sub>2</sub> for 15 min. L-proline (0.2 g, 1.746 mmol) and CuI (0.33 g, 1.746 mmol) were added at rt and the mixture  
 5 was heated to 85°C for 16 h. The mixture was then poured into water (200 mL) and extracted ethyl acetate (2 x 100 mL). The aqueous layer was acidified with 1M HCl solution (150 mL) and extracted with ethyl acetate (4 x 100 mL). The combined organic layer was washed with water (100 mL), dried over Na<sub>2</sub>SO<sub>4</sub> and evaporated under reduced pressure to yield 1-(3-cyanophenyl)-1H-1,2,4-triazole-3-carboxylic  
 10 acid (0.522 g, 63.11 mmol). LCMS: Method C, 1.29 min, MS: ES+ 215.23; <sup>1</sup>H NMR (400 MHz, DMSO-d<sub>6</sub>) δ ppm: 12.8 (br, 1H), 7.35 (t, J=8 Hz, 1H), 7.02 (d, J=7.6 Hz, 1H), 6.83 (s, 1H), 6.77-6.80 (dd, J=8.4Hz, 2H).

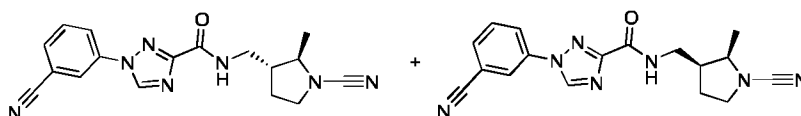
#### Step k.



To a solution of 1-(3-cyanophenyl)-1H-1, 2, 4-triazole-3-carboxylic acid (0.156 g, 0.728 mmol) in THF (7 mL) were added HATU (0.319 g, 0.841 mmol) and DIPEA (0.232 g, 1.682 mmol) 0°C under N<sub>2</sub>. The reaction mixture was stirred for 30 min and added tert-butyl (2R, 3R)-3-((1-(3-cyanophenyl)-1H-1,2,4-triazole-3-carboxamido) methyl)-2-methylpyrrolidine-1-carboxylate and tert-butyl (2R, 3S)-3-((1-(3-cyanophenyl)-1H-1,2,4-triazole-3-carboxamido) methyl)-2-methylpyrrolidine-1-carboxylate (0.120  
 20 g, 0.560 mmol). The reaction mixture was become clear yellow solution and stirred at rt for 16 h. To resulting reaction mixture was added water (100 mL) and extracted with ethyl acetate (3 x 25 mL). The combined organic layer was washed with saturated NaHCO<sub>3</sub> solution (100 mL), dried over Na<sub>2</sub>SO<sub>4</sub> and evaporated under reduced pressure to give crude product which was purified by Combi-flash  
 25 chromatography (eluted at 0.2% MeOH in DCM) to yield tert-butyl (2R, 3R)-3-((1-(3-cyanophenyl)-1H-1, 2, 4-triazole-3-carboxamido) methyl)-2-methylpyrrolidine-1-carboxylate and tert-butyl (2R, 3S)-3-((1-(3-cyanophenyl)-1H-1, 2, 4-triazole-3-carboxamido) methyl)-2-methylpyrrolidine-1-carboxylate (0.106 g, 0.258 mmol). LCMS: Method C, 1.627 min, MS: ES+(-100) 311.48.

**Step l.**

To a solution of tert-butyl (2R, 3S)-3-((1-(3-cyanophenyl)-1H-1, 2, 4-triazole-3-carboxamido) methyl)-2-methylpyrrolidine-1-carboxylate and tert-butyl (2R, 3R)-3-((1-(3-cyanophenyl)-1H-1, 2, 4-triazole-3-carboxamido) methyl)-2-methylpyrrolidine-1-carboxylate (0.103 g, 0.251 mmol) in DCM (5 mL) was added TFA (0.2 mL, 2.512 mmol) 0 °C under N<sub>2</sub> atmosphere. The reaction mixture was allowed to warm to rt and stirred for 2 h then concentrated under reduced pressure to yield 1-(3-cyanophenyl)-N-(((2R, 3R)-2-methylpyrrolidin-3-yl) methyl)-1H-1, 2, 4-triazole-3-carboxamide trifluoroacetate and 1-(3-cyanophenyl)-N-(((2R, 3S)-2-methylpyrrolidin-3-yl) methyl)-1H-1, 2, 4-triazole-3-carboxamide trifluoroacetate (0.140 g, 0.267 mmol). LCMS: Method C, 1.286 min, MS: ES+ 311.5.

**Step m.**

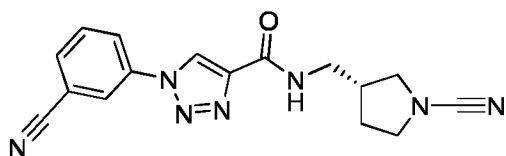
To a solution of 1-(3-cyanophenyl)-N-(((2R, 3S)-2-methylpyrrolidin-3-yl) methyl)-1H-1, 2, 4-triazole-3-carboxamide trifluoroacetate and 1-(3-cyanophenyl)-N-(((2R, 3R)-2-methylpyrrolidin-3-yl) methyl)-1H-1, 2, 4-triazole-3-carboxamide trifluoroacetate (0.139 g, 0.327 mmol) in THF (5mL) was added K<sub>2</sub>CO<sub>3</sub> (0.090 g, 0.654 mmol) and the mixture was stirred for 10 min. CNBr (0.034 g, 0.392 mmol) was added at rt and reaction mixture was stirred at rt for 30 min. To resulting reaction mixture was added water (50 mL) and the mixture extracted with ethyl acetate (3 x 50 mL). The combined organic layer was washed with water (50 mL), dried over Na<sub>2</sub>SO<sub>4</sub> and evaporated under reduced pressure to give crude product. The crude product was purified by Combi-flash chromatography (eluted at 0.4% MeOH in DCM) to yield N-(((2R, 3R)-1-cyano-2-methylpyrrolidin-3-yl) methyl)-1-(3-cyanophenyl)-1H-1, 2, 4-triazole-3-carboxamide (0.052g, 0.155 mmol) which was further purified by prep TLC (3% MeOH in DCM) and then prep HPLC (MeOH : ACN using 0.1% ammonia) then triturated with n-pentene (2 x 3 mL) to yield N-(((2R,3S)-1-cyano-2-methylpyrrolidin-3-yl)methyl)-1-(3-cyanophenyl)-1H-1,2,4-

triazole-3-carboxamide and N-(((2R,3R)-1-cyano-2-methylpyrrolidin-3-yl)methyl)-1-(3-cyanophenyl)-1H-1,2,4-triazole-3-carboxamide (0.0028 g, 0.0083 mmol); LCMS: Method M, 17.82 (25.34 %), 18.29 min (68.88 %), MS: ES+ 336; MS: ES+ 336.2.

- 5 The diastereoisomers may be separable by standard methods.

### Example 5

*(R)*-1-(3-cyanophenyl)-N-((1-cyanopyrrolidin-3-yl)methyl)-1H-1,2,3-triazole-4-carboxamide



- 10 **Step a.** To a stirred solution of sodium azide (0.424 g, 6.535 mmol) and CuSO<sub>4</sub> (0.086 g, 0.544 mmol) in MeOH (8 mL) was added (3-cyanophenyl)boronic acid (0.8 g, 5.445 mmol) (CAS number 150255-96-2, available from Combi-Blocks) at rt. The reaction mixture was stirred at rt for 16 h. Ethyl propionate (0.587 g, 5.99 mmol) and a solution of sodium L-(+)-ascorbate (0.539 g, 0.272 mmol) in water (2 mL) was added to the reaction mixture which was stirred for a further 1 h at rt. The resulting reaction mixture was filtered, washed with water (3 x 5 mL) and the solid was dried under reduced pressure to yield ethyl 1-(3-cyanophenyl)-1H-1,2,3-triazole-4-carboxylate (0.25 g, 1.033 mmol). LCMS: Method C, 1.579 min; MS: ES+ 243.4.
- 20 **Step b.** To a stirred solution of ethyl 1-(3-cyanophenyl)-1H-1,2,3-triazole-4-carboxylate (0.2 g, 0.826 mmol) and tert-butyl (*R*)-3-(aminomethyl)pyrrolidine-1-carboxylate (0.165 g, 0.826 mmol) (CAS number 199174-29-3, available from Synthonix) in THF (5 mL) was added a solution of TBD (0.23 g, 1.653 mmol) in THF (1 mL) dropwise at 0 °C. The reaction mixture was heated at 80 °C for 16 h.
- 25 The resulting reaction mixture was diluted with water (40 mL) and extracted with EtOAc (3 x 40 mL). The combined organic phase was dried over Na<sub>2</sub>SO<sub>4</sub>, filtered and concentrated under reduced pressure. Crude material was purified by flash column chromatography (69% EtOAc in hexane) to yield tert-butyl (*R*)-3-((1-(3-cyanophenyl)-1H-1,2,3-triazole-4-carboxamido)-methyl)-pyrrolidine-1-carboxylate
- 30 (0.13 g, 0.328 mmol). LCMS: Method C, 1.659 min; MS: ES+397.48.

**Step c.** To a stirred solution of tert-butyl (*R*)-3-((1-(3-cyanophenyl)-1*H*-1,2,3-triazole-4-carboxamido)-methyl)-pyrrolidine-1-carboxylate (0.12 g, 0.303 mmol) in DCM (3 mL) was added TFA (1.2 mL, 10 volumes) dropwise at 0 °C and stirred at rt for 2 h. The resulting reaction mixture was concentrated under reduced pressure and the residue was further concentrated from DCM (3 x 5 mL) to yield (*S*)-1-(3-cyanophenyl)-*N*-(pyrrolidin-3-ylmethyl)-1*H*-1,2,3-triazole-4-carboxamide trifluoroacetate (0.14 g, 0.341 mmol). LCMS: Method C, 1.249 min; MS: ES+ 297.43.

**Step d.** To a stirred solution of (*S*)-1-(3-cyanophenyl)-*N*-(pyrrolidin-3-ylmethyl)-1*H*-1,2,3-triazole-4-carboxamide trifluoroacetate (0.13 g, 0.317 mmol) in THF (4 mL) was added K<sub>2</sub>CO<sub>3</sub> (0.131 g, 0.951 mmol) at 0 °C and was stirred for 10 min. Cyanogen bromide (0.04 g, 0.380 mmol) was added portionwise at 0 °C and stirred at rt for 1.5 h. The resulting reaction mixture was diluted with water (30 mL) extracted with EtOAc (3 x 30 mL). The combined organic phase was dried over Na<sub>2</sub>SO<sub>4</sub>, filtered and concentrated under reduced pressure. Crude material was purified by flash column chromatography (72% EtOAc in hexane) to yield (*R*)-1-(3-cyanophenyl)-*N*-((1-cyanopyrrolidin-3-yl) methyl)-1*H*-1,2,3-triazole-4-carboxamide (0.12 g, 0.374 mmol). LCMS: Method H, 2.97 min, MS: ES- 320.2; <sup>1</sup>H NMR (400 MHz, CDCl<sub>3</sub>) δ ppm: 8.61 (s, 1 H), 8.18 (s, 1 H), 8.05 (m, 1 H), 7.86 - 7.75 (m, 2 H), 7.41 - 7.36 (m, 1 H), 3.65 - 3.47 (m, 4 H), 3.31 - 3.27 (m, 1 H), 2.71 - 2.64 (m, 1H), 2.22 - 2.12 (m, 1 H), 1.87 -1.78 (m, 1 H). Chiral HPLC: 100 % purity, retention time: 5.67 min

CHIRAL SFC Analytical Method for title compound:

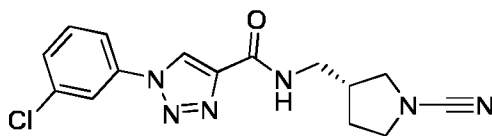
Chiral compound was analysed on Waters SFC Investigator and PDA (Photodiode array) detector. The column was used Chiralcel OX-H 250\*4.6 mm, 5 micron, column flow was 4.0 mL /min and ABPR (automated back-pressure regulator) was set to 100 bar. Mobile phase were used (A) liquid carbon dioxide (Liq. CO<sub>2</sub>) and (B) 0.1% diethylamine in propan-2-ol : acetonitrile (50:50).

The UV spectra were recorded at 246nm Lambda max. Gradient ratio was, as described below.

%B Start	%B	Time duration
5	50	5
50	50	5

**Example 6**

*(R)*-1-(3-chlorophenyl)-*N*-((1-cyanopyrrolidin-3-yl)methyl)-1*H*-1,2,3-triazole-4-carboxamide



5

**Step a.** To a stirred solution of 1-(3-chlorophenyl)-1*H*-1,2,3-triazole-4-carboxylic acid (0.15 g, 0.671 mmol) (CAS Number 944901-58-0, available from Synthonix) and tert-butyl (*R*)-3-(aminomethyl)pyrrolidine-1-carboxylate (0.134 g, 0.671 mmol) (CAS number 199174-29-3, available from Astatech) in pyridine (5 mL) was added  
10 POCl<sub>3</sub> (0.307 g, 0.19 mL, 2.013 mmol) dropwise at 0 °C and stirred at 0 °C for 40 min. The resulting reaction mixture was poured into cold water (30 mL) and extracted with EtOAc (3 x 30 mL). The combined organic phase was dried over Na<sub>2</sub>SO<sub>4</sub>, filtered and concentrated under reduced pressure. The residue was purified by flash column chromatography (70% EtOAc in hexane) to yield tert-butyl-  
15 (*R*)-3-((1-(3-chlorophenyl)-1*H*-1,2,3-triazole-4-carboxamido)-methyl)-pyrrolidine-1-carboxylate (0.235 g, 0.580 mmol). LCMS: Method C, 1.734 min; MS: ES+ 406.49.

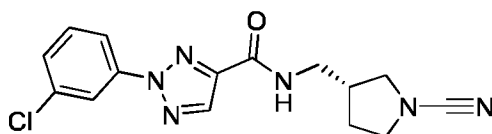
**Step b.** To a stirred solution of tert-butyl (*R*)-3-((1-(3-chlorophenyl)-1*H*-1,2,3-triazole-4-carboxamido)-methyl)-pyrrolidine-1-carboxylate (0.23 g, 0.568 mmol) in  
20 DCM (5 mL) was added TFA (2.3 mL, 10 volumes) dropwise at 0 °C and stirred at rt for 1.5 h. The resulting reaction mixture was concentrated under reduced pressure and crude was further concentrated from DCM (3 x 5 mL) to yield (*S*)-1-(3-chlorophenyl)-*N*-(pyrrolidin-3-ylmethyl)-1*H*-1,2,3-triazole-4-carboxamide trifluoroacetate (0.35 g, 0.835 mmol). LCMS: Method C, 1.341 min, MS: ES+  
25 306.36.

**Step c.** To a stirred solution of (*S*)-1-(3-chlorophenyl)-*N*-(pyrrolidin-3-ylmethyl)-1*H*-1,2,3-triazole-4-carboxamide trifluoroacetate (0.34 g, 0.811 mmol) in THF (7 mL) was added K<sub>2</sub>CO<sub>3</sub> (0.335 g, 2.434 mmol) at 0 °C and stirred at 0 °C for 10 min. Cyanogen bromide (0.103 g, 0.974 mmol) was added portion wise to the reaction  
30 mixture. The reaction mixture was stirred at rt for 1.5h. The resulting reaction mixture was diluted with water (50 mL) extracted with EtOAc (3 x 50mL). The

combined organic phase was dried over Na<sub>2</sub>SO<sub>4</sub>, filtered and concentrated under reduced pressure. The residue was purified by flash column chromatography (80% EtOAc in hexane) to yield (*R*)-1-(3-chlorophenyl)-*N*-((1-cyanopyrrolidin-3-yl)-methyl)-1*H*-1,2,3-triazole-4-carboxamide (0.13 g, 0.394 mmol). LCMS: Method H, 3.59 min; MS: ES+ 331.10; <sup>1</sup>H NMR (400MHz, DMSO-d<sub>6</sub>) δ ppm: 9.38 (s, 1 H), 8.97 - 8.94 (m, 1H), 8.14(s, 1H), 8.01 - 7.99 (d, J= 8.0 Hz, 1 H), 7.69 - 7.61 (m, 2 H), 3.48 - 3.19 (m, 7 H), 2.00 - 1.92 (m, 1 H), 1.75 - 1.66 (m, 1 H). Chiral HPLC (method as previously shown): 100 % purity, retention time: 4.42 min

### Example 7

(*R*)-2-(3-chlorophenyl)-*N*-((1-cyanopyrrolidin-3-yl)methyl)-2*H*-1,2,3-triazole-4-carboxamide



**Step a.** To a stirred solution of 2-(3-chlorophenyl)-2*H*-1,2,3-triazole-4-carboxylic acid (0.15 g, 0.671 mmol) (CAS Number 90839-69-3, available from Enamine) and tert-butyl (*R*)-3-(aminomethyl)pyrrolidine-1-carboxylate (0.134 g, 0.671 mmol) (CAS number 199174-29-3, available from Astatech) in pyridine (3 mL) was added POCl<sub>3</sub> (0.307 g, 0.19 mL, 2.013 mmol) dropwise at 0 °C and the mixture was stirred for 30 min. The resulting reaction mixture was poured in to water (100 mL) and extracted with EtOAc (3 x 50 mL). The combined organic phase was washed with water (100 mL), dried over Na<sub>2</sub>SO<sub>4</sub>, filtered and concentrated under reduced pressure. The crude material was purified by flash column chromatography (42% EtOAc in hexane) to yield tert-butyl (*R*)-3-((2-(3-chlorophenyl)-2*H*-1,2,3-triazole-4-carboxamido)-methyl)-pyrrolidine-1-carboxylate (0.175 g, 0.432 mmol). LCMS: Method C, 2.014 min; MS: ES+350.38 (M-56).

**Step b.** To a stirred solution of tert-butyl (*R*)-3-((2-(3-chlorophenyl)-2*H*-1,2,3-triazole-4-carboxamido)-methyl)-pyrrolidine-1-carboxylate (0.17 g, 0.419 mmol) in DCM (10 mL) was added TFA (0.478 g, 0.3 mL, 4.197 mmol) dropwise at 0 °C. The reaction mixture was stirred at rt for 2h. The resulting reaction mixture was concentrated under reduced pressure and crude was further concentrated from DCM (3 x 5 mL) to yield (*S*)-2-(3-chlorophenyl)-*N*-(pyrrolidin-3-ylmethyl)-2*H*-1,2,3-

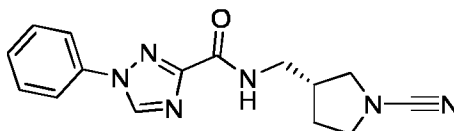
triazole-4-carboxamide trifluoroacetate (0.339 g, 0.809 mmol). LCMS: Method C, 1.374 min; MS: ES+306.31.

**Step c.** A solution of (S)-2-(3-chlorophenyl)-N-(pyrrolidin-3-ylmethyl)-2H-1,2,3-triazole-4-carboxamide trifluoroacetate (0.335 g, 0.799 mmol) in THF (10 mL) was added K<sub>2</sub>CO<sub>3</sub> (0.22 g, 1.599 mmol) and the mixture was stirred for 10 min at 0 °C. Cyanogen bromide (0.102 g, 0.959 mmol) was added portionwise in to the reaction mixture and stirred at rt for 45 min. The resulting reaction mixture was diluted with water (50 mL) extracted with EtOAc (3 x 25 mL). The combined organic phase was washed with water (50 mL), dried over Na<sub>2</sub>SO<sub>4</sub>, filtered and concentrated under reduced pressure. The residue was purified by flash column chromatography (45% EtOAc in hexane) and by trituration with n-hexane (2 x 15 mL) to yield (R)-2-(3-chlorophenyl)-N-((1-cyanopyrrolidin-3-yl)-methyl)-2H-1,2,3-triazole-4-carboxamide (0.094 g, 0.284 mmol). LCMS: Method J, 3.99 min, MS: ES+ 331.4; <sup>1</sup>H NMR (400 MHz, CDCl<sub>3</sub>) δ ppm: 8.31 (s, 1 H), 8.17 (s, 1H), 8.05 - 8.03 (m, 1H), 7.52 - 7.44 (m, 2 H), 7.08 - 6.99 (m, 1 H), 3.65 - 3.47 (m, 5 H), 3.32 - 3.27 (m, 1 H), 2.73 - 2.66 (m, 1 H), 2.20 - 2.13 (m, 1 H), 1.88 - 1.79 (m, 1 H). Chiral HPLC: 100 % purity, retention time: 14.05 min. Chiral compound was analysed on Agilent 1200 series HPLC and PDA detector. The column was used Chiralcel OJ-H 250\*4.6 mm, 5 micron, column flow was 1.0 mL /min . Mobile phase were used (A) 0.1% diethylamine in hexane and (B) 0.1% diethylamine in propan-2-ol : methanol (50:50). The UV spectra were recorded at 272nm Lambda max. Gradient ratio was, as described below.

Time	% A	% B
0.01	90	10
5	85	15
10	65	35
15	45	55
20	35	65
25	35	65
25.01	90	10
30	90	10

**Example 8**

*(R)-N-((1-cyanopyrrolidin-3-yl)methyl)-1-phenyl-1H-1,2,4-triazole-3-carboxamide*



- 5 May be prepared using analogous procedures to those described herein.

**Biological Activity of Compounds of the Invention**

Abbreviations:

	TAMRA	carboxytetramethylrhodamine
10	PCR	polymerase chain reaction
	PBS	phosphate buffered saline
	EDTA	ethylenediaminetetraacetic acid
	Tris	2-amino-2-(hydroxymethyl)-1,3-propanediol
	NP-40	Nonidet P-40, octylphenoxypolyethoxyethanol
15	BSA	bovine serum albumin
	PNS	peripheral nervous system
	BH3	Bcl-2 homology domain 3
	PTEN	phosphatase and tensin homologue

20 USP30 biochemical IC50 assay

- Dilution plates were prepared at 21 times the final concentration (2100μM for a final concentration of 100μM) in 50% DMSO in a 96-well polypropylene V-bottom plate (Greiner #651201). A typical 8-point dilution series would be 100, 30, 10, 3, 1, 0.3, 0.1, 0.03μM final. Reactions were performed in duplicate in black 384 well plates
- 25 (small volume, Greiner 784076) in a final reaction volume of 21 μl. Either 1μl of 50% DMSO or diluted compound was added to the plate. USP30 was diluted in reaction buffer (40mM Tris, pH 7.5, 0.005% Tween 20, 0.5mg/ml BSA, 5 mM beta-mercaptoethanol) to the equivalent of 0.05μl/well and 10μl of diluted USP30 was added to the compound. Enzyme and compound were incubated for 30 min at
- 30 room temp. Reactions were initiated by the addition of 50nM of TAMRA labelled peptide linked to ubiquitin via an iso-peptide bond as fluorescence polarisation

substrate. Reactions were read immediately after addition of substrate and following a 2-hour incubation at room temperature. Readings were performed on a Pherastar Plus (BMG Labtech).  $\lambda$  Excitation 540 nm;  $\lambda$  Emission 590 nm.

Activity of Exemplary Compounds in USP30 biochemical IC50 assay

5 Ranges:

$A^* < 0.01\mu\text{M}$ ;

$0.01 < A < 0.1\mu\text{M}$ ;

$0.1 < B < 1\mu\text{M}$ ;

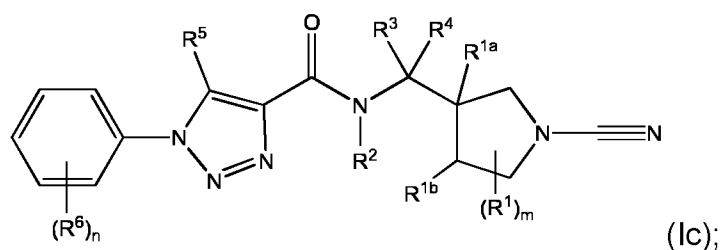
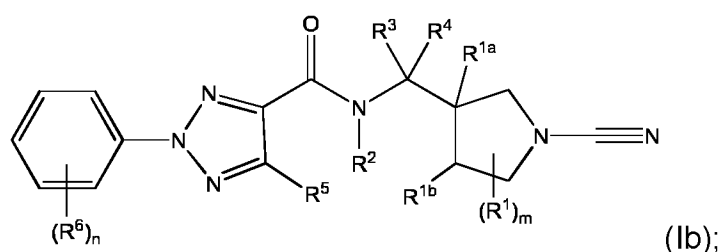
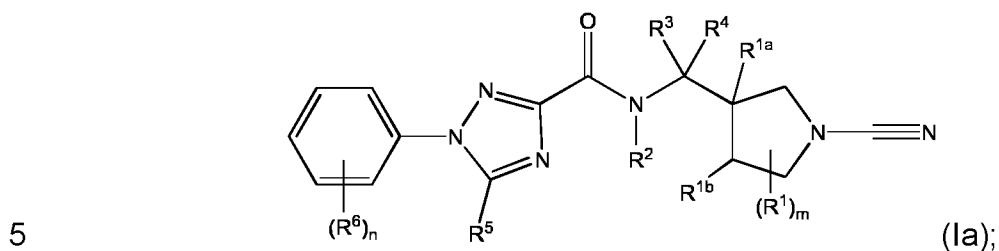
$1 < C < 10\mu\text{M}$ ;

10  $D > 10\mu\text{M}$

Example	IC50
1	A*
2	A
3	B
4	A
5	B
6	B
7	A*

# Claims

1. A compound of formula (I), which is selected from (Ia), (Ib), and (Ic):



10

a tautomer thereof, or a pharmaceutically acceptable salt of said compound or tautomer, wherein:

m is 0 to 5;

n is 0 to 5;

15 each R<sup>1</sup> is independently selected from halo, cyano, hydroxy, (C<sub>1</sub>-C<sub>6</sub>)alkyl, (C<sub>1</sub>-C<sub>6</sub>)alkoxy, halo(C<sub>1</sub>-C<sub>6</sub>)alkyl, halo(C<sub>1</sub>-C<sub>6</sub>)alkoxy, and (C<sub>1</sub>-C<sub>6</sub>)alkoxy(C<sub>1</sub>-C<sub>6</sub>)alkyl;

R<sup>1a</sup> and R<sup>1b</sup>, are each independently selected from hydrogen, halo, cyano, hydroxy, (C<sub>1</sub>-C<sub>6</sub>)alkyl, (C<sub>1</sub>-C<sub>6</sub>)alkoxy, halo(C<sub>1</sub>-C<sub>6</sub>)alkyl, halo(C<sub>1</sub>-C<sub>6</sub>)alkoxy, and

20 (C<sub>1</sub>-C<sub>6</sub>)alkoxy(C<sub>1</sub>-C<sub>6</sub>)alkyl;

R<sup>2</sup> is selected from hydrogen, (C<sub>1</sub>-C<sub>6</sub>)alkyl, and (C<sub>1</sub>-C<sub>6</sub>)alkoxy(C<sub>1</sub>-C<sub>6</sub>)alkyl;

or R<sup>1b</sup> together with R<sup>2</sup> may form a 5 to 6-membered heterocyclic ring containing 1 to 2 heteroatoms independently selected from N, O and S, at least one of which is N;

5

said heterocyclic ring may be optionally further substituted with 1 to 4 substituents independently selected from halo, cyano, hydroxy, oxo, (C<sub>1</sub>-C<sub>6</sub>)alkyl, (C<sub>1</sub>-C<sub>6</sub>)alkoxy, (C<sub>1</sub>-C<sub>6</sub>)alkoxy(C<sub>1</sub>-C<sub>6</sub>)alkyl, halo(C<sub>1</sub>-C<sub>6</sub>)alkyl, and halo(C<sub>1</sub>-C<sub>6</sub>)alkoxy;

10 R<sup>3</sup> and R<sup>4</sup> are each independently selected from hydrogen, cyano, and (C<sub>1</sub>-C<sub>6</sub>)alkyl; or R<sup>3</sup> and R<sup>4</sup> together form a 3 to 6 membered cycloalkyl ring;

R<sup>5</sup> is selected from hydrogen, halo, cyano, hydroxy, (C<sub>1</sub>-C<sub>6</sub>)alkyl, (C<sub>1</sub>-C<sub>6</sub>)alkoxy, (C<sub>1</sub>-C<sub>6</sub>)alkoxy(C<sub>1</sub>-C<sub>6</sub>)alkyl, halo(C<sub>1</sub>-C<sub>6</sub>)alkyl, halo(C<sub>1</sub>-C<sub>6</sub>)alkoxy, NH(C<sub>1</sub>-C<sub>6</sub>)alkyl,  
 15 N((C<sub>1</sub>-C<sub>6</sub>)alkyl)<sub>2</sub>, C(O)NH(C<sub>1</sub>-C<sub>6</sub>)alkyl, C(O)N((C<sub>1</sub>-C<sub>6</sub>)alkyl)<sub>2</sub>, NHC(O)(C<sub>1</sub>-C<sub>6</sub>)alkyl, N((C<sub>1</sub>-C<sub>6</sub>)alkyl)C(O)(C<sub>1</sub>-C<sub>6</sub>)alkyl, C(O)(C<sub>1</sub>-C<sub>6</sub>)alkyl, C(O)O(C<sub>1</sub>-C<sub>6</sub>)alkyl, CO<sub>2</sub>H, CONH<sub>2</sub>, SO<sub>2</sub>NH(C<sub>1</sub>-C<sub>6</sub>)alkyl, and SO<sub>2</sub>N((C<sub>1</sub>-C<sub>6</sub>)alkyl)<sub>2</sub>; and

each R<sup>6</sup> is independently selected from halo, cyano, hydroxy, (C<sub>1</sub>-C<sub>6</sub>)alkyl,  
 20 (C<sub>1</sub>-C<sub>6</sub>)alkoxy, (C<sub>1</sub>-C<sub>6</sub>)alkoxy(C<sub>1</sub>-C<sub>6</sub>)alkyl, halo(C<sub>1</sub>-C<sub>6</sub>)alkyl, halo(C<sub>1</sub>-C<sub>6</sub>)alkoxy, NH(C<sub>1</sub>-C<sub>6</sub>)alkyl, N((C<sub>1</sub>-C<sub>6</sub>)alkyl)<sub>2</sub>, C(O)NH(C<sub>1</sub>-C<sub>6</sub>)alkyl, C(O)N((C<sub>1</sub>-C<sub>6</sub>)alkyl)<sub>2</sub>, NHC(O)(C<sub>1</sub>-C<sub>6</sub>)alkyl, N((C<sub>1</sub>-C<sub>6</sub>)alkyl)C(O)(C<sub>1</sub>-C<sub>6</sub>)alkyl, C(O)(C<sub>1</sub>-C<sub>6</sub>)alkyl, C(O)O(C<sub>1</sub>-C<sub>6</sub>)alkyl, CO<sub>2</sub>H, CONH<sub>2</sub>, SO<sub>2</sub>NH(C<sub>1</sub>-C<sub>6</sub>)alkyl, and SO<sub>2</sub>N((C<sub>1</sub>-C<sub>6</sub>)alkyl)<sub>2</sub>.

25 2. A compound according claim 1, wherein m is 0, 1 or 2.

3. A compound according to claim 2, wherein R<sup>1</sup> is selected from chloro, fluoro, methyl, ethyl, and methoxy.

30 4. A compound according to any one of claims 1 to 3, wherein R<sup>1a</sup> is selected from hydrogen, chloro, fluoro, cyano, hydroxy, methyl, ethyl, methoxy, and methoxymethyl.

5. A compound according to any one of claims 1 to 4, wherein R<sup>1b</sup> is selected from hydrogen, chloro, fluoro, cyano, hydroxy, methyl, ethyl, methoxy, and methoxymethyl;
- 5 6. A compound according to any one of claims 1 to 5, wherein R<sup>2</sup> is selected from hydrogen and methyl.
7. A compound according to any one of claims 1 to 4, wherein R<sup>1b</sup> together with R<sup>2</sup> forms a 5 to 6-membered heterocyclic ring containing 1 to 2 heteroatoms  
10 independently selected from N, O and S, at least one of which is N;  
wherein said heterocyclic ring may be optionally further substituted with 1 to 2 substituents independently selected from fluoro, chloro, cyano, hydroxy, oxo, methyl, and methoxy.
- 15 8. A compound according to any one of claims 1 to 7, wherein R<sup>3</sup> is selected from hydrogen and methyl.
9. A compound according to any one of claims 1 to 8, wherein R<sup>4</sup> is selected from hydrogen, cyano and methyl.  
20
10. A compound according to any one of claims 1 to 9, wherein R<sup>5</sup> is selected from hydrogen, chloro, fluoro, cyano, hydroxy, methyl, ethyl, propyl, methoxy, ethoxy, and methoxymethyl.
- 25 11. A compound according to any one of claims 1 to 10, wherein n is 0, 1, or 2; and each R<sup>6</sup> is independently selected from chloro, fluoro, cyano, hydroxy, methyl, ethyl, propyl, methoxy, ethoxy, methoxymethyl, CF<sub>3</sub>, and OCF<sub>3</sub>.
12. A compound according to claim 11, wherein each R<sup>6</sup> is independently selected  
30 from chloro and cyano.
13. A compound according to claim 1, which is selected from:  
(*R*)-1-(3-cyanophenyl)-N-((1-cyanopyrrolidin-3-yl)methyl)-1H-1,2,4-triazole-3-carboxamide;

- (S)-1-(3-cyanophenyl)-N-((1-cyanopyrrolidin-3-yl)methyl)-N-methyl-1H-1,2,4-triazole-3-carboxamide;  
N-((1-cyanopyrrolidin-3-yl)methyl)-1-phenyl-1H-1,2,4-triazole-3-carboxamide;  
N-(((2R)-1-cyano-2-methylpyrrolidin-3-yl)methyl)-1-(3-cyanophenyl)-1H-1,2,4-  
5 triazole-3-carboxamide;  
N-(((2R,3R)-1-cyano-2-methylpyrrolidin-3-yl)methyl)-1-(3-cyanophenyl)-1H-1,2,4-triazole-3-carboxamide;  
N-(((2R,3S)-1-cyano-2-methylpyrrolidin-3-yl)methyl)-1-(3-cyanophenyl)-1H-1,2,4-triazole-3-carboxamide;  
10 (R)-1-(3-cyanophenyl)-N-((1-cyanopyrrolidin-3-yl)methyl)-1H-1,2,3-triazole-4-carboxamide;  
(R)-1-(3-chlorophenyl)-N-((1-cyanopyrrolidin-3-yl)methyl)-1H-1,2,3-triazole-4-carboxamide;  
(R)-2-(3-chlorophenyl)-N-((1-cyanopyrrolidin-3-yl)methyl)-2H-1,2,3-triazole-4-  
15 carboxamide; and  
(R)-N-((1-cyanopyrrolidin-3-yl)methyl)-1-phenyl-1H-1,2,4-triazole-3-carboxamide;  
a tautomer thereof, or a pharmaceutically acceptable salt of said compound or tautomer.
- 20 14. A compound according to any one of claims 1 to 13, a tautomer thereof, or a pharmaceutically acceptable salt of said compound or tautomer, for use as a medicament.
15. A compound according to any one of claims 1 to 13, a tautomer thereof, or a  
25 pharmaceutically acceptable salt of said compound or tautomer, for use in the treatment of a disorder or condition where inhibition of USP30 is known, or can be shown, to produce a beneficial effect, in a mammal.
16. A method of treatment of a disorder or condition where inhibition of USP30 is  
30 known, or can be shown, to produce a beneficial effect, in a mammal, comprising administering to said mammal a therapeutically effective amount of a compound as defined in any one of claims 1 to 13, a tautomer thereof, or a pharmaceutically acceptable salt of said compound or tautomer.

17. Use of a compound as defined in any one of claims 1 to 13, a tautomer thereof, or a pharmaceutically acceptable salt of said compound or tautomer, in the preparation of a medicament for the treatment of a disorder or condition where inhibition of USP30 is known, or can be shown, to produce a beneficial effect.

5

18. A compound for use according to claim 15, a method according to claim 16, or use according to claim 17, wherein the disorder or condition is selected from a condition involving mitochondrial dysfunction, and cancer.

- 10 19. A compound for use, a method, or use, according to claim 18, wherein the disorder or condition involving mitochondrial dysfunction is selected from a CNS disorder; neurodegenerative disease; multiple sclerosis (MS); mitochondrial myopathy; encephalopathy; lactic acidosis; stroke-like episodes (MELAS) syndrome; Leber's hereditary optic neuropathy (LHON); cancer (including breast,
- 15 ovarian, prostate, lung, kidney, gastric, colon, testicular, head and neck, pancreas, brain, melanoma, bone or other cancers of tissue organs and cancers of the blood cells, such as lymphoma and leukaemia, multiple myeloma, colorectal cancer, and non-small cell lung carcinoma); neuropathy; ataxia; retinitis pigmentosa; maternally inherited Leigh syndrome (NARP-MILS); Danon disease; diabetes; diabetic
- 20 nephropathy; metabolic disorders; heart failure; ischemic heart disease leading to myocardial infarction; psychiatric diseases; schizophrenia; multiple sulfatase deficiency (MSD); mucopolipidosis II (ML II); mucopolipidosis III (ML III); mucopolipidosis IV (ML IV); GMI-gangliosidosis (GM1); neuronal ceroid-lipofuscinoses (NCL1); Alpers disease; Barth syndrome; Beta-oxidation defects; carnitine-acyl-carnitine
- 25 deficiency; carnitine deficiency; creatine deficiency syndromes; co-enzyme Q10 deficiency; complex I deficiency; complex II deficiency; complex III deficiency; complex IV deficiency; complex V deficiency; COX deficiency; chronic progressive external ophthalmoplegia syndrome (CPEO); CPT I deficiency; CPT II deficiency; glutaric aciduria type II; Kearns-Sayre syndrome; lactic acidosis; long-chain acyl-
- 30 CoA dehydrogenase deficiency (LCHAD); Leigh disease or syndrome; lethal infantile cardiomyopathy (LIC); Luft disease; glutaric aciduria type II; medium-chain acyl-CoA dehydrogenase deficiency (MCAD); myoclonic epilepsy and ragged-red fiber (MERRF) syndrome; mitochondrial cytopathy; mitochondrial recessive ataxia syndrome; mitochondrial DNA depletion syndrome; myoneurogastrointestinal

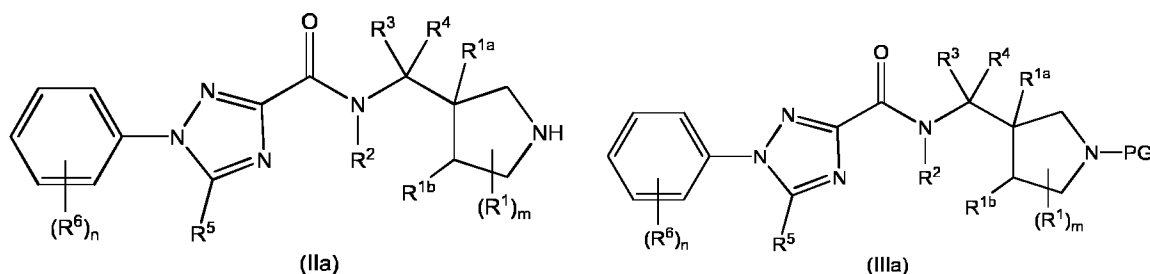
disorder and encephalopathy; Pearson syndrome; pyruvate dehydrogenase deficiency; pyruvate carboxylase deficiency; POLG mutations; medium/short-chain 3-hydroxyacyl-CoA dehydrogenase (M/SCHAD) deficiency; very long-chain acyl-CoA dehydrogenase (VLCAD) deficiency; and age-dependent decline in cognitive function and muscle strength.

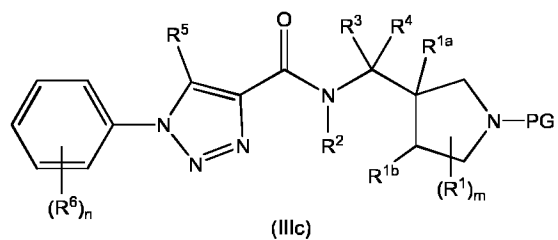
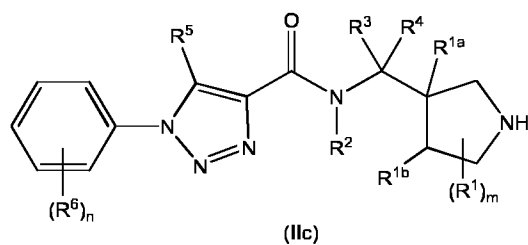
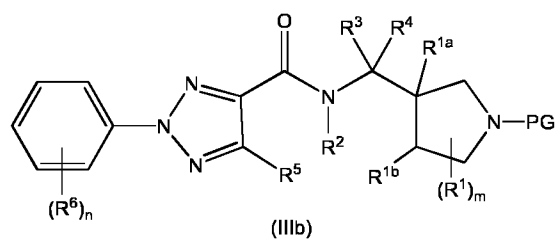
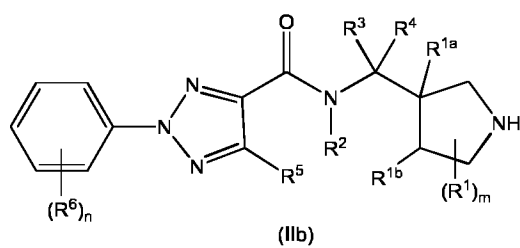
20. A compound for use, a method, or use, according to claim 19, wherein the neurodegenerative disease is selected from Parkinson's disease, Alzheimer's disease, amyotrophic lateral sclerosis (ALS), Huntington's disease, ischemia, stroke, dementia with Lewy bodies, frontotemporal dementia; and Parkinson's disease related to mutations in  $\alpha$ -synuclein, parkin and PINK1, autosomal recessive juvenile Parkinson's disease (AR-JP) where parkin is mutated

21. A compound for use, a method, or use, according to claim 18, wherein the cancer is selected from breast, ovarian, prostate, lung, kidney, gastric, colon, testicular, head and neck, pancreas, brain, melanoma, bone, cancers of tissue organs, cancers of the blood cells, lymphoma, leukaemia, multiple myeloma, colorectal cancer, non-small cell lung carcinoma; cancer where apoptotic pathways are dysregulated; and cancer where proteins of the BCL-2 family are mutated, or over or under expressed.

22. A pharmaceutical composition comprising a compound of formula (I) according to any one of claims 1 to 13, or a pharmaceutically acceptable salt of said compound or tautomer, together with a pharmaceutically acceptable diluent or carrier.

23. A compound, which is selected from formulae (IIa), (IIIa), (IIb), (IIIb), (IIc), and (IIlc):





5

wherein PG is a protecting group, preferably BOC or CBZ, and m, n, R<sup>1</sup>, R<sup>1a</sup>, R<sup>1b</sup>, R<sup>2</sup>, R<sup>3</sup>, R<sup>4</sup>, R<sup>5</sup>, and R<sup>6</sup>, are as defined in any one of claims 1 to 16, a tautomer thereof, or a salt of said compound or tautomer.

10

## INTERNATIONAL SEARCH REPORT

International application No  
PCT/GB2018/051691

## A. CLASSIFICATION OF SUBJECT MATTER

INV. C07D403/12 A61P25/28 A61P35/00 A61K31/4196  
ADD.

According to International Patent Classification (IPC) or to both national classification and IPC

## B. FIELDS SEARCHED

Minimum documentation searched (classification system followed by classification symbols)

C07D A61P A61K

Documentation searched other than minimum documentation to the extent that such documents are included in the fields searched

Electronic data base consulted during the international search (name of data base and, where practicable, search terms used)

EPO-Internal, CHEM ABS Data, WPI Data

## C. DOCUMENTS CONSIDERED TO BE RELEVANT

Category*	Citation of document, with indication, where appropriate, of the relevant passages	Relevant to claim No.
A	WO 2016/156816 A1 (MISSION THERAPEUTICS LTD [GB]) 6 October 2016 (2016-10-06) claims 1,16,21 -----	1-23
A	WO 2016/046530 A1 (MISSION THERAPEUTICS LTD [GB]) 31 March 2016 (2016-03-31) claims 1,13,15,16; example 44 -----	1-23
X,P	WO 2017/103614 A1 (MISSION THERAPEUTICS LTD [GB]) 22 June 2017 (2017-06-22) claims 1,11,12-14 -----	1-23



Further documents are listed in the continuation of Box C.



See patent family annex.

## \* Special categories of cited documents :

"A" document defining the general state of the art which is not considered to be of particular relevance

"E" earlier application or patent but published on or after the international filing date

"L" document which may throw doubts on priority claim(s) or which is cited to establish the publication date of another citation or other special reason (as specified)

"O" document referring to an oral disclosure, use, exhibition or other means

"P" document published prior to the international filing date but later than the priority date claimed

"T" later document published after the international filing date or priority date and not in conflict with the application but cited to understand the principle or theory underlying the invention

"X" document of particular relevance; the claimed invention cannot be considered novel or cannot be considered to involve an inventive step when the document is taken alone

"Y" document of particular relevance; the claimed invention cannot be considered to involve an inventive step when the document is combined with one or more other such documents, such combination being obvious to a person skilled in the art

"&" document member of the same patent family

Date of the actual completion of the international search

2 August 2018

Date of mailing of the international search report

10/08/2018

Name and mailing address of the ISA/

European Patent Office, P.B. 5818 Patentlaan 2  
NL - 2280 HV Rijswijk  
Tel. (+31-70) 340-2040,  
Fax: (+31-70) 340-3016

Authorized officer

Johnson, Claire

# INTERNATIONAL SEARCH REPORT

Information on patent family members

International application No

PCT/GB2018/051691

Patent document cited in search report	Publication date	Patent family member(s)	Publication date
WO 2016156816	A1	06-10-2016	
		AU 2016240033 A1	09-11-2017
		BR 112017020900 A2	10-07-2018
		CA 2976741 A1	06-10-2016
		CN 107484415 A	15-12-2017
		CO 2017011172 A2	16-01-2018
		EP 3277677 A1	07-02-2018
		JP 2018510183 A	12-04-2018
		KR 20170131654 A	29-11-2017
		SG 11201706542T A	30-10-2017
		US 2018086708 A1	29-03-2018
		WO 2016156816 A1	06-10-2016
WO 2016046530	A1	31-03-2016	
		AU 2015323572 A1	23-03-2017
		BR 112017005887 A2	12-12-2017
		CA 2958262 A1	31-03-2016
		CN 107001339 A	01-08-2017
		EP 3197883 A1	02-08-2017
		JP 2017530960 A	19-10-2017
		KR 20170055499 A	19-05-2017
		SG 11201700847Y A	27-04-2017
		US 2017247365 A1	31-08-2017
		US 2018162852 A1	14-06-2018
		WO 2016046530 A1	31-03-2016
WO 2017103614	A1	22-06-2017	
		AU 2016373533 A1	05-07-2018
		CO 2018006299 A2	10-07-2018
		WO 2017103614 A1	22-06-2017