

[54] **COMPASS**

[75] **Inventor: Marlin D. Iden, Riverton, Wyo.**

[73] **Assignee: The Brunton Company, Riverton, Wyo.**

[\*\*] **Term: 14 Years**

[21] **Appl. No.: 14,644**

[22] **Filed: Feb. 13, 1987**

[52] **U.S. Cl. .... D10/68**

[58] **Field of Search .... D10/46, 65, 66, 68; D19/37, 38; 33/319, 355 R, 364, 365, 273; 206/37.1, 306; D3/62**

1,571,697 2/1926 Bernegau ..... 33/273  
 2,358,589 9/1944 Piffath ..... 33/273  
 4,438,568 3/1984 Kramer et al. .... 33/355 R X

*Primary Examiner*—Nelson C. Holtje  
*Assistant Examiner*—Antoine D. Davis  
*Attorney, Agent, or Firm*—John E. Reilly

[57] **CLAIM**

The ornamental design for a compass, as shown and described.

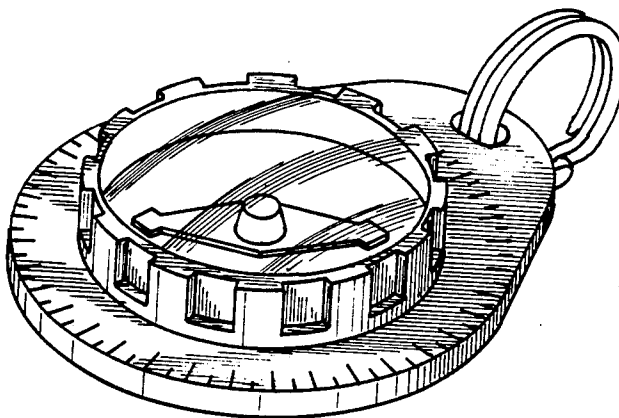
**DESCRIPTION**

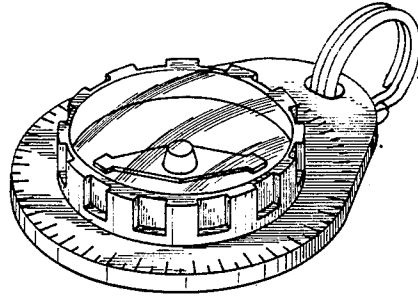
FIG. 1 is a top plan, front, and right side perspective view of a compass showing my new design;  
 FIG. 2 is a top plan view;  
 FIG. 3 is a bottom plan view;  
 FIG. 4 is a right side elevational view;  
 FIG. 5 is a left side elevational view thereof;  
 FIG. 6 is a rear elevational view; and  
 FIG. 7 is a front elevational view thereof.

[56] **References Cited**

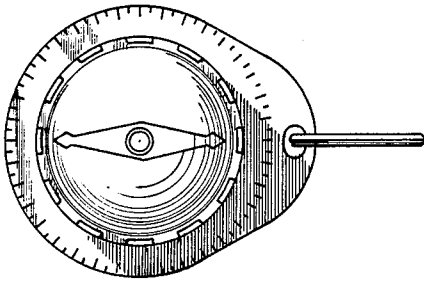
**U.S. PATENT DOCUMENTS**

D. 273,847 5/1984 Yusa ..... D10/68  
 D. 283,683 5/1986 Raitmaa ..... D10/68  
 D. 290,093 6/1987 Kramer et al. .... D10/68

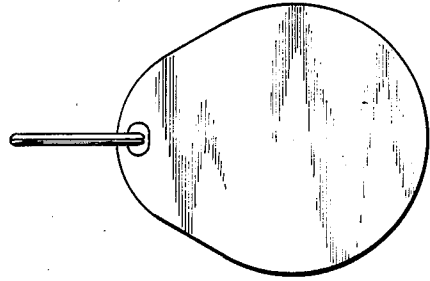




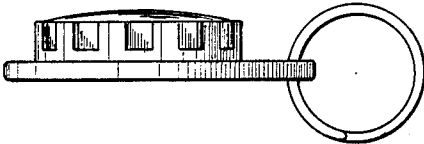
**FIG 1**



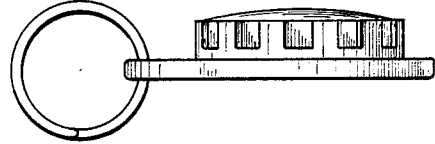
**FIG 2**



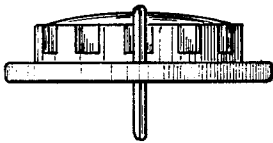
**FIG 3**



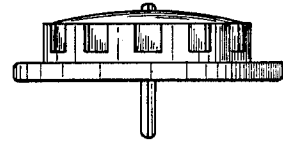
**FIG 4**



**FIG 5**



**FIG 6**



**FIG 7**