I. ERIKSEN.

OPERATING TABLE ATTACHMENT.

APPLICATION FILED FEB. 14, 1914.

1,115,794. Patented Nov. 3, 1914.

Fig. 1.

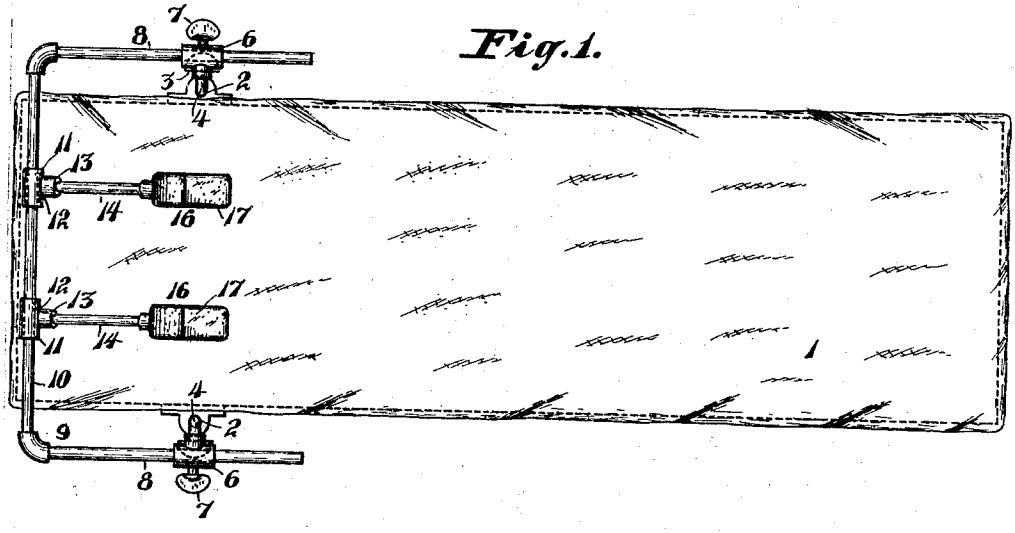

Fig. 2.



Fig. 3.

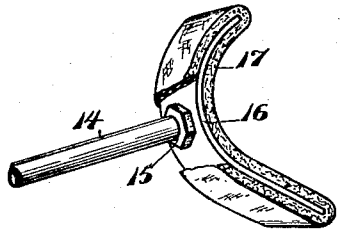

WITNESSES:

F. C. Fliedner

G. W. Ball

INVENTOR,

Ingebrigt Eriksen,

BY Francis M. Wright,

ATTORNEY

THE NORRIS PETERS CO., PHOTO-LITHO., WASHINGTON, D. C

UNITED STATES PATENT OFFICE.

INGEBRIGT ERIKSEN, OF SAN FRANCISCO, CALIFORNIA, ASSIGNOR OF ONE-THIRD TO JOHN P. FLANAGAN AND ONE-THIRD TO SIGMUND C. CLEMENS, BOTH OF SAN FRANCISCO, CALIFORNIA.

OPERATING-TABLE ATTACHMENT.

1,115,794. Specification of Letters Patent. Patented Nov. 3, 1914.

Application filed February 14, 1914. Serial No. 818,783.

To all whom it may concern:

Be it known that I, INGEBRIGT ERIKSEN, a citizen of the United States, residing at San Francisco, in the county of San Francisco and State of California, have invented new and useful Improvements in Operating-Table Attachments, of which the following is a specification.

In many surgical operations it is necessary that the operating table upon which the patient lies should be tilted down at the head. To prevent the patient from sliding down toward the head of the table, when so tilted, it has heretofore been the practice to place folded sheets or other cloths on the table against the head or shoulders of the patient, and to rely upon the friction between the operating table and said cloths to maintain the latter stationary. However, such a support is not absolutely reliable, as it ought to be in a matter of so much importance, and moreover it involves considerable time and trouble.

The object of the present invention is to provide an attachment to an operating table which will furnish a reliable support for the patient which can rapidly be placed in position, and can be adjusted to the size of the patient.

In the accompanying drawing, Figure 1 is a plan view of an operating table provided with my improved attachment; Fig. 2 is a side view of the upper portion of the table; Fig. 3 is a perspective view of a blade, the padding being partly removed.

Referring to the drawing, 1 indicates an operating table of ordinary construction. In sockets 2 at each side of the table near its head are adjustably secured, by set screws 3, rods 5, upper ends 4 of which are bent outwardly, and are screwed into the middle members of T's 6. In the cross members of said T's are adjustably secured, by set screws 7, side members 8 of a yoke 9. On the middle member 10 of said yoke can slide and also swing the cross members 11 of T's 12. Into the middle members 13 of said T's are screwed ends of rods 14, the other ends of said rods being screwed into threaded sockets 15, extending from the backs of curved blades 16, the front sides of which are concave. Around said concave blades is wrapped padding 17.

The T's 6 are arranged in such a position that the yoke extends toward the head of the table, and in a plane substantially parallel with the table. The lower ends of the curved blades 16 rest upon the table, and can be spread apart or brought together by causing the cross members 11 of the T's 12 to slide upon the member 10. Said blades can also be moved lengthwise of the table by causing the side members 8 of the yoke to slide in the cross members of the T's 6. Said side members should then be firmly clamped to the cross members.

The padded blades present a very firm support for the shoulders of the patient, while possessing the advantage that they can be rapidly adjusted in position.

I claim:—

In combination with an operating table, vertical sockets secured to the respective sides of said table, rods adjustably secured in said sockets the upper ends of which are bent outwardly, T's into the middle of which said rods are screwed, a yoke, the side members of which are adjustably secured in said T's, T's the cross members of which can slide and also swing on the middle member of said yoke, rods screwed into the middle members of said latter T's, curved blades having sockets at their backs into which the other ends of said latter rods are screwed.

In testimony whereof I have hereunto set my hand in the presence of two subscribing witnesses.

INGEBRIGT ERIKSEN.

Witnesses:

FRANCIS M. WRIGHT,

D. B. RICHARDS.

Copies of this patent may be obtained for five cents each, by addressing the "Commissioner of Patents, Washington, D. C."