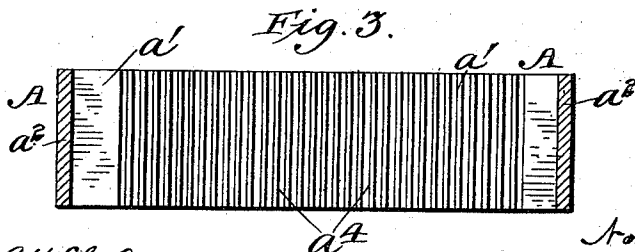
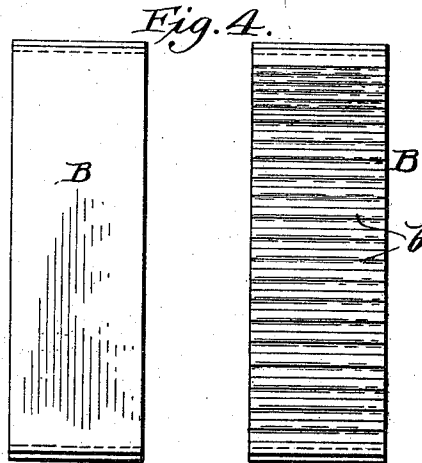
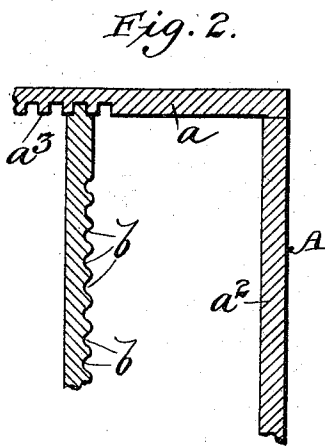
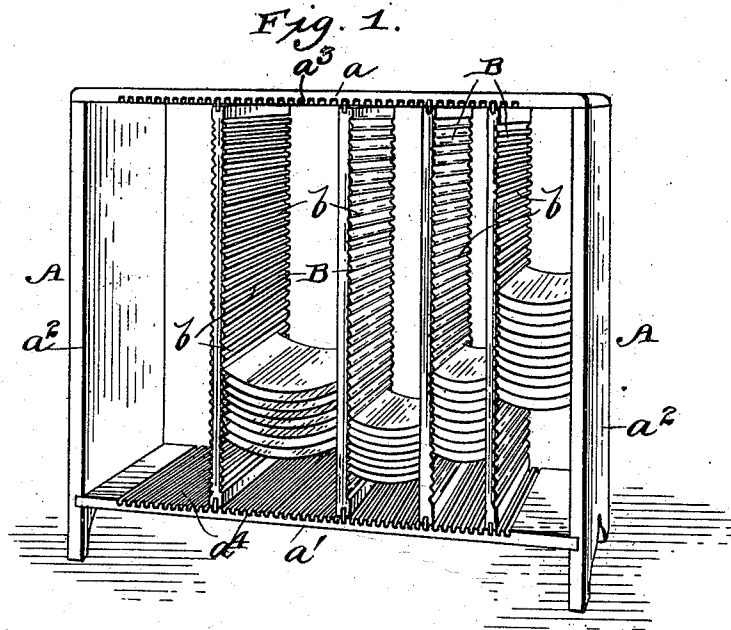


(No Model.)

N. H. REED.
PHOTOGRAPHIC CARD DRIER.

No. 570,338.

Patented Oct. 27, 1896.



WITNESSES

G. E. Overance
J. R. Clift

INVENTOR

Norman H. Reed
by his atty
Maun, Fenwick & Co.

UNITED STATES PATENT OFFICE.

NORMAN HULL REED, OF SANTA BARBARA, CALIFORNIA.

PHOTOGRAPHIC-CARD DRIER.

SPECIFICATION forming part of Letters Patent No. 570,338, dated October 27, 1896.

Application filed July 10, 1896. Serial No. 598,717. (No model.)

To all whom it may concern:

Be it known that I, NORMAN HULL REED, a citizen of the United States, residing at Santa Barbara, in the county of Santa Barbara and State of California, have invented certain new and useful Improvements in Devices for Holding Photographic Card-Mounts While Drying; and I do hereby declare the following to be a full, clear, and exact description of the invention, such as will enable others skilled in the art to which it appertains to make and use the same.

My invention relates to a case for holding photograph card-mounts while the photographs pasted thereon are drying; and it consists of certain novel constructions, combinations, and arrangements of parts, as will be hereinafter described and claimed.

In the accompanying drawings, Figure 1 represents a perspective view of the case; Fig. 2, a vertical longitudinal section of the same; Fig. 3, a horizontal section thereof, and Fig. 4 detail views of opposite sides of the partitions.

A in the drawings represents my improved case or holder, which comprises top, bottom, and side or end portions a a' a^2 , respectively. The top and bottom portions a and a' are both preferably provided with a series of transverse grooves a^3 a^4 , which extend from front to back of the case and into which a suitable number of removable vertical partitions B B are slid. The partitions can be arranged at any desirable distance apart to suit different-sized cards and to permit the cards to lie flat, slightly curved, or extremely curved, as desired. The partitions shown, except one, are provided with transverse card-retaining grooves b on only one side, while the other side is left plain or substantially so in order that one edge of the card-mount may pass downward and be held at said edge with a frictional bind or hold upon the said partition. The partition which is shown with transverse grooves or corrugations on both sides enables me to secure a space inclosed by a plain wall of the case and a corrugated wall formed by the partition. The partitions are preferably arranged in the case so that a grooved or corrugated surface comes opposite

the smooth surface of another partition. This arrangement is important for the reason that one edge of a card can be readily slipped into a groove and the other edge of the card pressed down until the card is securely wedged into position and the desired curvature given to the card and the card held there by friction without injuring either edge of the card. This could not be conveniently done if the corrugated surfaces were placed opposite each other for the reason that both edges of the card would have to be placed in proper opposite grooves simultaneously, and as this could not be accurately done quickly time would not only be lost, but the edges of the card would be apt to be injured in attempting to insert the card into the grooves. The grooves or corrugations are preferably made rounding, as shown in the drawings, to avoid sharp edges being presented to the edges of the card.

The device is light and cheap, and being simple and practical in construction will be found useful to professional as well as amateur photographers and also to dealers in photographic supplies.

Having now described my invention, what I claim as new, and desire to secure by Letters Patent, is—

1. A case for holding photograph card-mounts, comprising in its construction a suitable frame having top, bottom and end portions, the top and bottom portions being provided with transverse grooves or corrugations, and removable partitions in said grooves or corrugations, one face of a partition being smooth and the other face provided with transverse grooves or corrugations, substantially as and for the purpose described.

2. A photograph card-mount holder, consisting of a case provided with partitions which form receptacles having one frictionally-holding side and one grooved side, substantially as described.

In testimony whereof I hereunto affix my signature in presence of two witnesses.

NORMAN HULL REED.

Witnesses:

WILLIAM LAST,
CHARLES F. CARRIER.