



US00D729945S

(12) **United States Design Patent**  
**Foreman**

(10) **Patent No.:** **US D729,945 S**

(45) **Date of Patent:** **\*\* May 19, 2015**

(54) **HUNTING BLIND**

(71) Applicant: **Thomas Foreman**, Bartlett, TN (US)

(72) Inventor: **Thomas Foreman**, Bartlett, TN (US)

(\*\*) Term: **14 Years**

(21) Appl. No.: **29/468,028**

(22) Filed: **Sep. 26, 2013**

(51) **LOC (10) Cl.** ..... **25-03**

(52) **U.S. Cl.**  
USPC ..... **D25/16**

(58) **Field of Classification Search**  
CPC ..... E04B 1/0046; B65D 19/44  
USPC ..... D25/1-35; D30/110; 52/63, 71, 73;  
135/117, 121, 143  
See application file for complete search history.

(56) **References Cited**

**U.S. PATENT DOCUMENTS**

646,321	A	*	3/1900	Simpson	.....	52/262
2,745,420	A	*	5/1956	Zitomer	.....	52/63
2,780,843	A	*	2/1957	De Sherbinin	.....	52/69
3,018,857	A	*	1/1962	Parham	.....	52/63
4,583,333	A	*	4/1986	Minter	.....	52/91.1
4,884,376	A	*	12/1989	DeBlock et al.	.....	52/92.2

D449,114	S	*	10/2001	Hampel	.....	D25/22
D459,002	S	*	6/2002	Ohanesian	.....	D25/33
D688,806	S	*	8/2013	Phillips et al.	.....	D25/33
D689,197	S	*	9/2013	Thuma et al.	.....	D25/33
D689,622	S	*	9/2013	Thuma et al.	.....	D25/33
2012/0037198	A1	*	2/2012	Cantin et al.	.....	135/143

\* cited by examiner

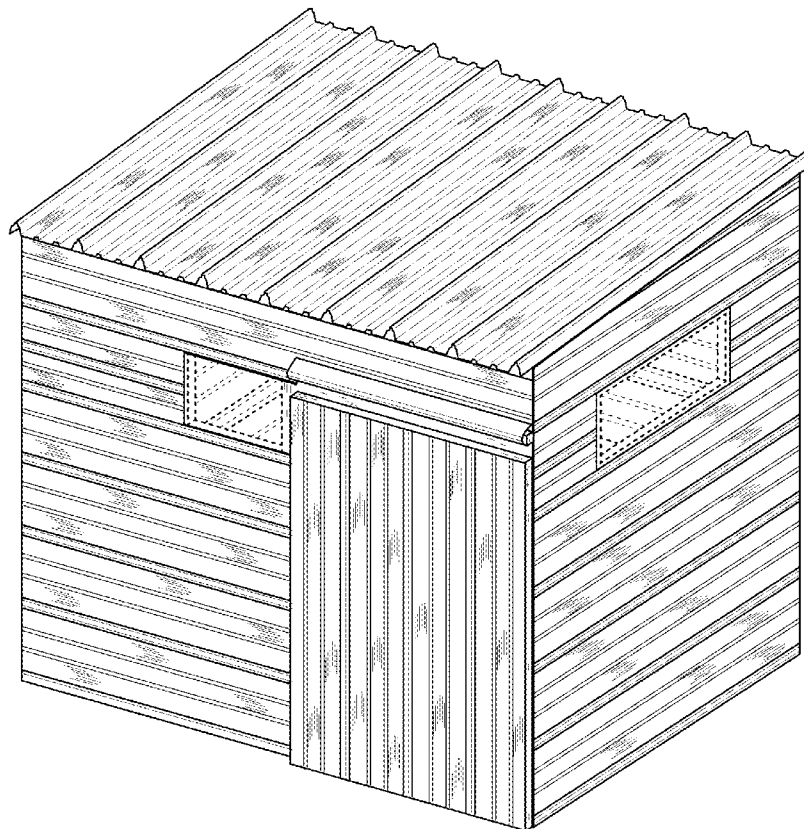
*Primary Examiner* — Garth Rademaker  
*Assistant Examiner* — Samantha Q Lawrence

(57) **CLAIM**  
The ornamental design for a hunting blind, as shown and described.

**DESCRIPTION**

FIG. 1 is a front elevational view of a hunting blind;  
FIG. 2 is a rear elevational view thereof;  
FIG. 3 is a right side elevational view thereof;  
FIG. 4 is a left side elevational view thereof;  
FIG. 5 is a top plan view thereof;  
FIG. 6 is a bottom plan view thereof; and,  
FIG. 7 is a perspective view thereof.  
The broken lines in FIGS. 1, 2, and 7 illustrate portions of the interior of the hunting blind and form no part of the claimed design.

**1 Claim, 7 Drawing Sheets**



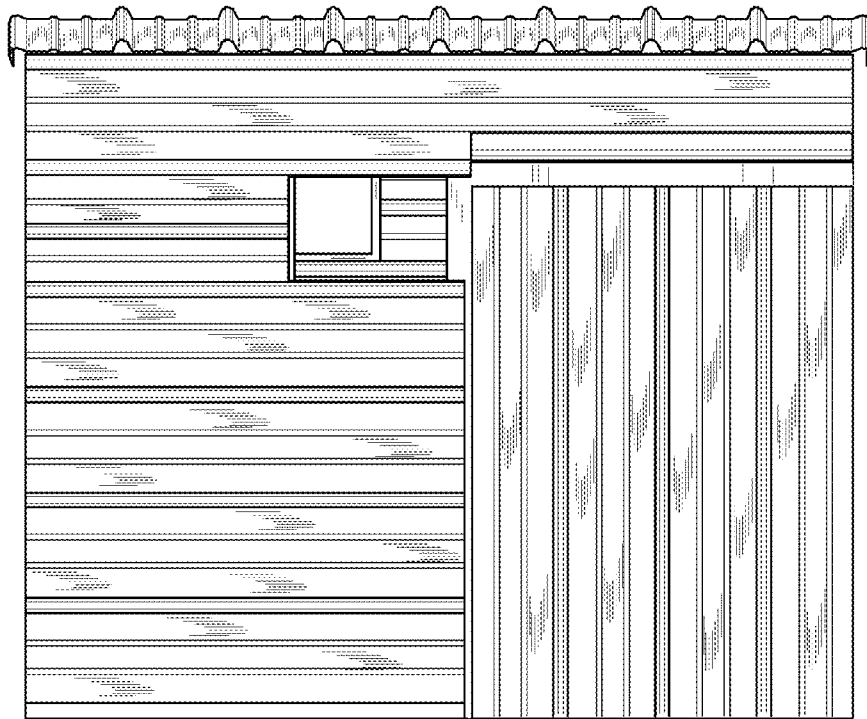


FIG. 1

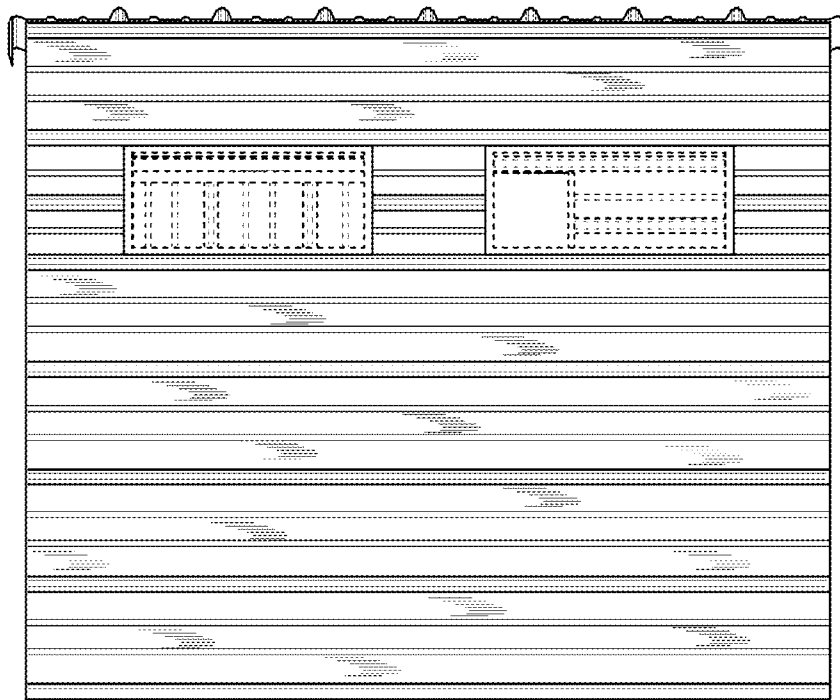


FIG. 2




FIG. 3




FIG. 4

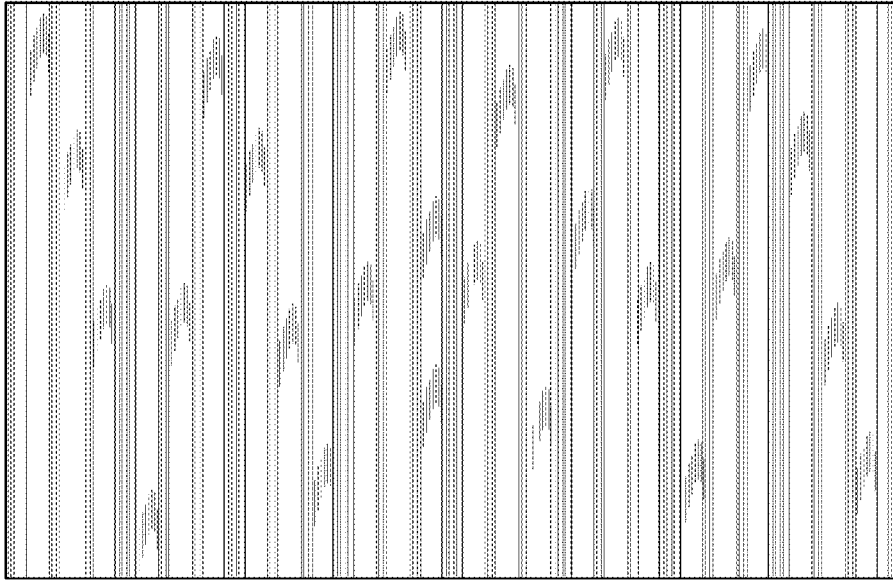


FIG. 5

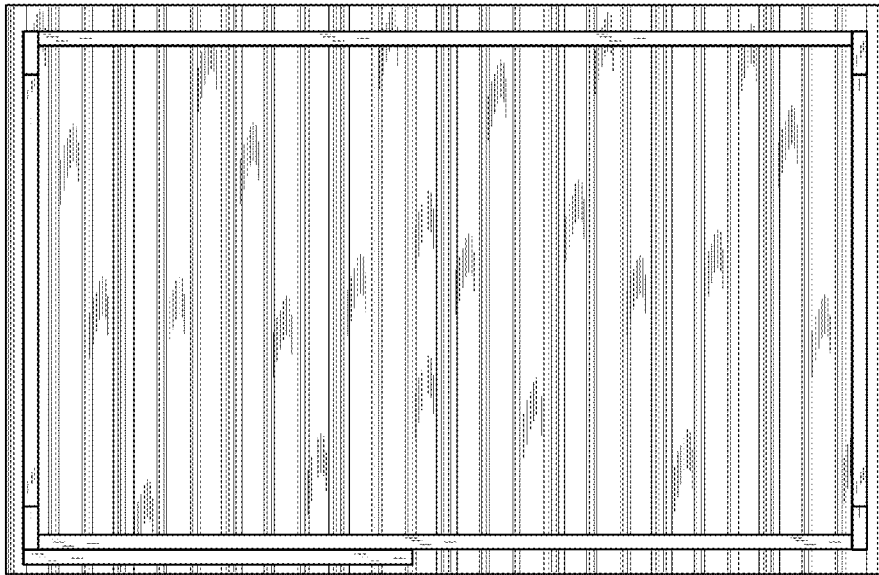


FIG. 6

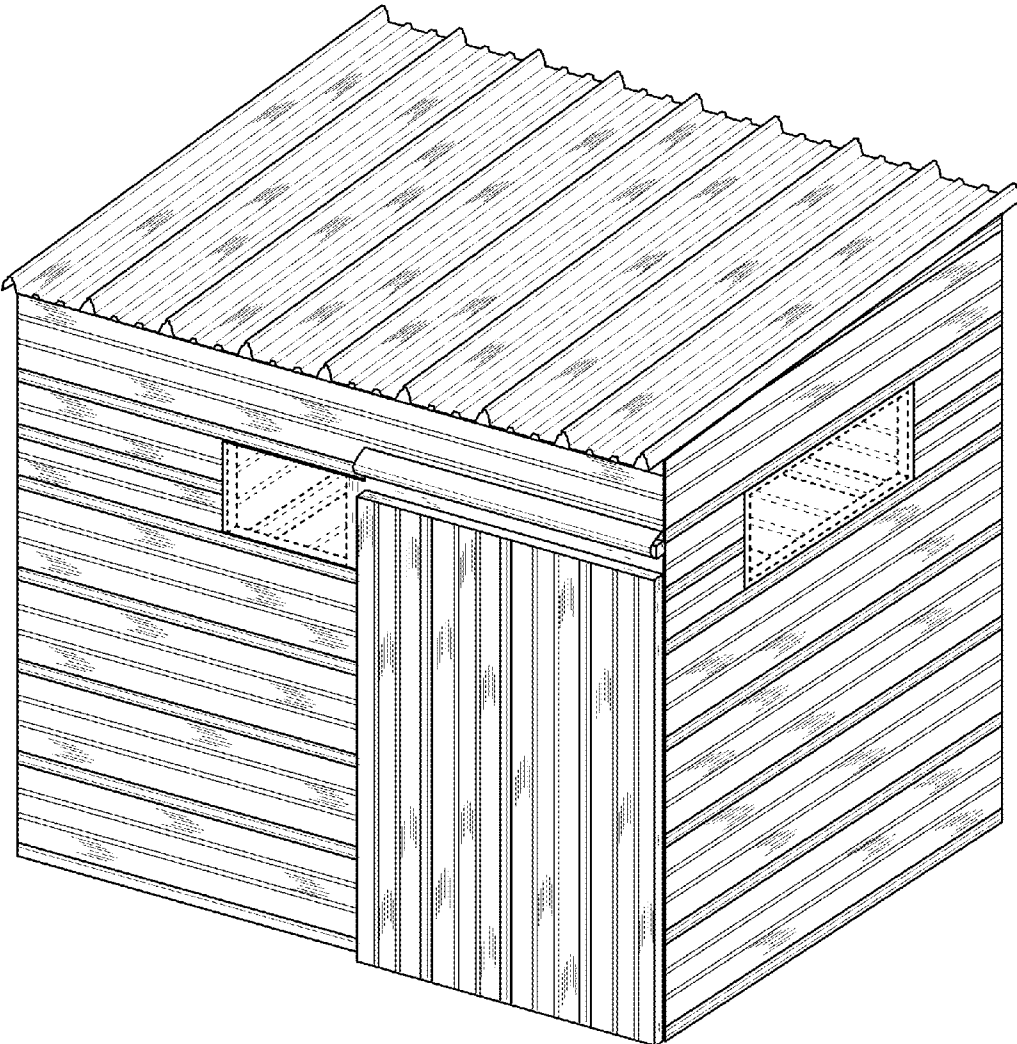


FIG. 7