



US0D1069428S

(12) **United States Design Patent**
Jiang

(10) **Patent No.:** **US D1,069,428 S**

(45) **Date of Patent:** **** Apr. 8, 2025**

(54) **HAT RACK**

FOREIGN PATENT DOCUMENTS

(71) Applicant: **Yongda Jiang**, Conghua (CN)

CN 307780990 * 1/2023
GB 6194766 * 3/2022

(72) Inventor: **Yongda Jiang**, Conghua (CN)

OTHER PUBLICATIONS

(**) Term: **15 Years**

Mkono Hat Hangers for Closet. Mkono (online) 10 pgs. Available Jun. 8, 2022. [Retrieved Nov. 26, 2024] <https://www.amazon.com/Mkono-Organizer-Baseball-Stainless-Storage/dp/B0B3JDH5QH> (Year: 2022).*

(21) Appl. No.: **29/851,400**

Mkono Hat Organizer Hanger for Closet. Mkono (online) 9 pgs. Available Sep. 14, 2021. [Retrieved Nov. 26, 2024] <https://www.amazon.com/Mkono-Organizer-Stainless-Baseball-Hangers/dp/B09G6RBWGH/> (Year: 2021).*

(22) Filed: **Aug. 29, 2022**

(51) **LOC (15) Cl.** **06-08**

(52) **U.S. Cl.**

USPC **D6/326**

(58) **Field of Classification Search**

USPC D6/317, 315, 320, 324, 326, 552, 319

CPC A47G 25/10; A47G 25/06; A47G 25/48;

A47G 25/482; B60R 7/10

See application file for complete search history.

* cited by examiner

Primary Examiner — Marie D. Fast Horse

Assistant Examiner — Jennifer Sierra Yosinski

(74) *Attorney, Agent, or Firm* — Nitin Kaushik

(56) **References Cited**

U.S. PATENT DOCUMENTS

- 1,815,673 A * 7/1931 Kelley A47G 25/485
294/143
- D142,462 S * 10/1945 Anderson D6/326
- 3,018,026 A * 1/1962 Binkley A47G 25/485
D6/326
- 6,863,196 B1 * 3/2005 Carter A47G 25/10
211/30
- D901,193 S * 11/2020 Liu D6/326
- D950,968 S * 5/2022 Zhang D6/326
- D970,235 S * 11/2022 Mao D6/326
- D970,937 S * 11/2022 Knox D6/326
- D1,000,130 S * 10/2023 Chen D6/326
- D1,001,517 S * 10/2023 Hong D6/326
- D1,027,466 S * 5/2024 Zhou D6/326
- D1,044,293 S * 10/2024 Zheng D6/315
- 2013/0306688 A1 * 11/2013 Kuroda A47G 25/186
223/91

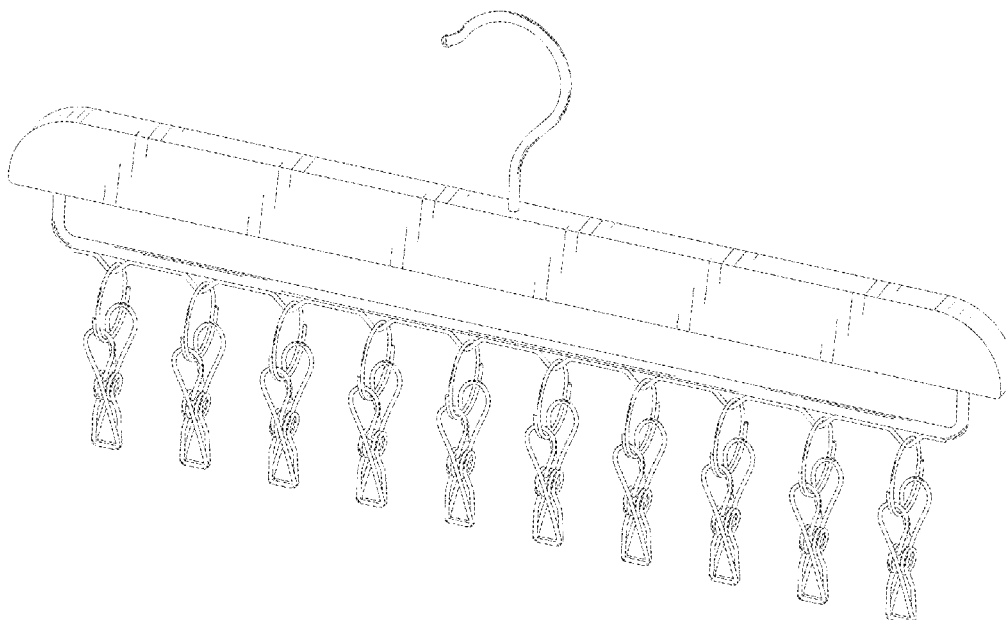
(57) **CLAIM**

The ornamental design for a hat rack, as shown and described.

DESCRIPTION

FIG. 1 is a front, top and right side perspective view of a hat rack, showing my new design; FIG. 2 is a front view thereof; FIG. 3 is a rear view thereof; FIG. 4 is a left side view thereof; FIG. 5 is a right side view thereof; FIG. 6 is a top view thereof; and, FIG. 7 is a bottom view thereof.

1 Claim, 7 Drawing Sheets



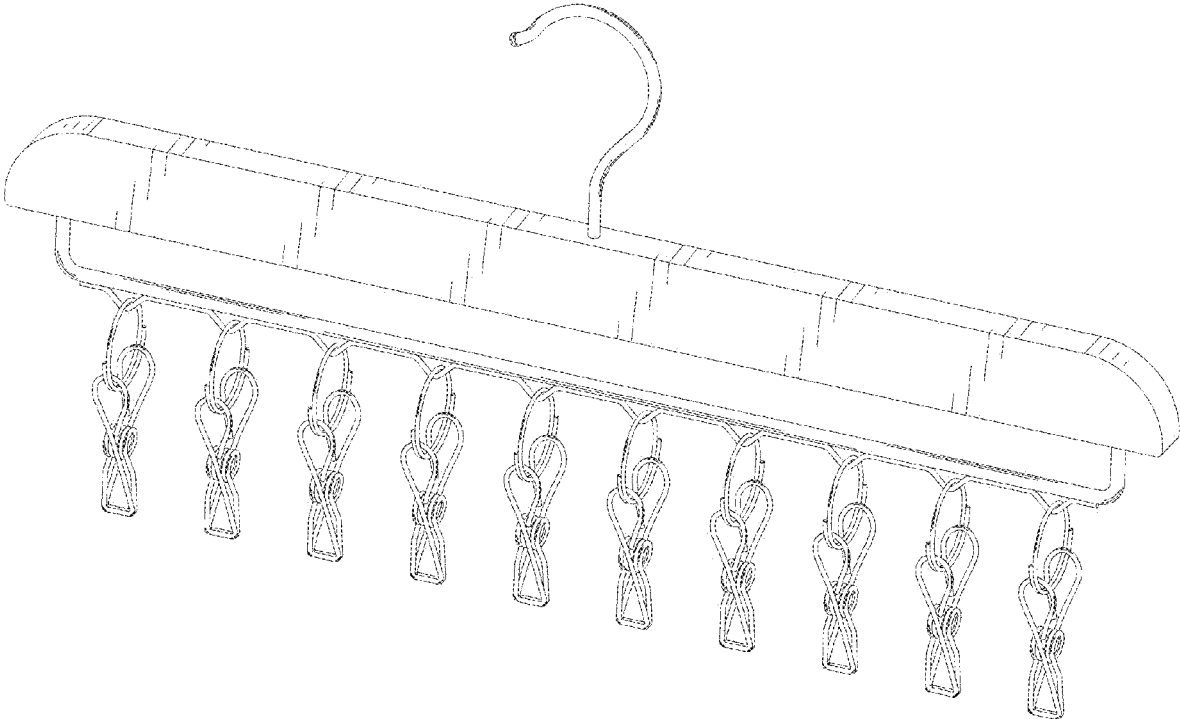


FIG. 1

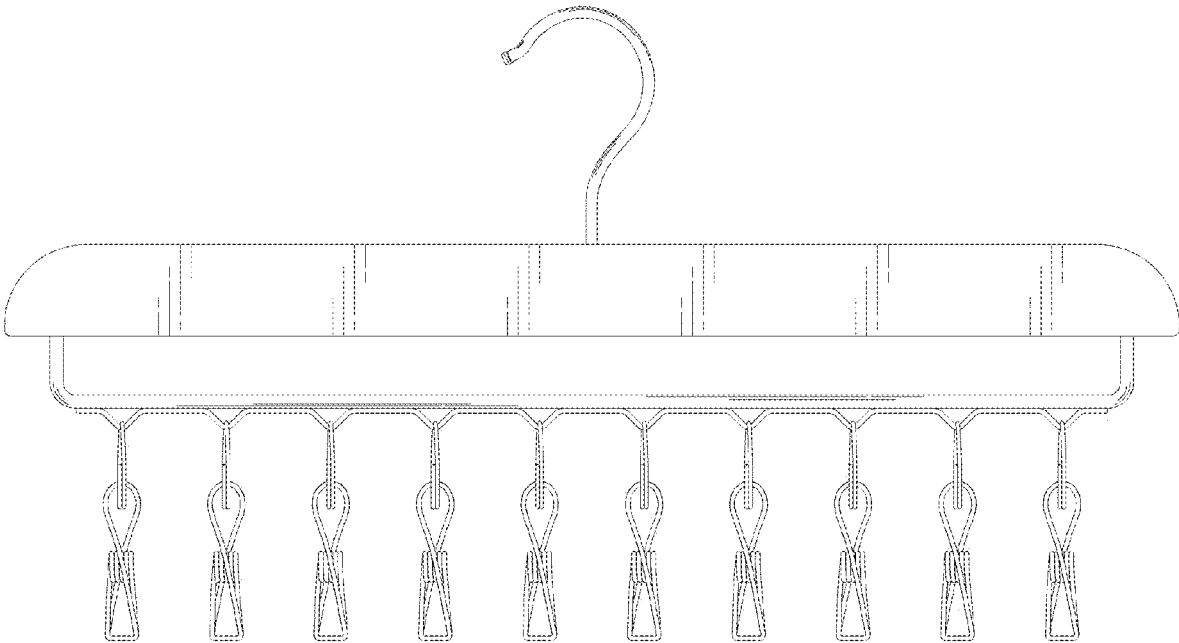


FIG. 2

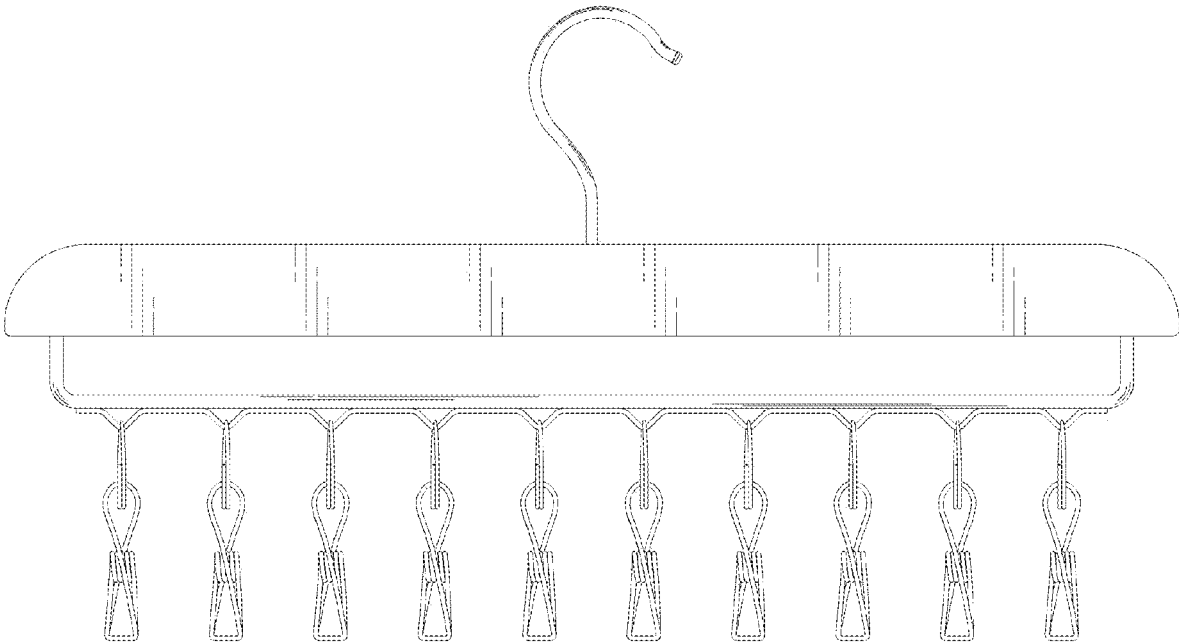


FIG. 3

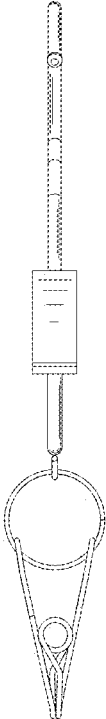


FIG. 4

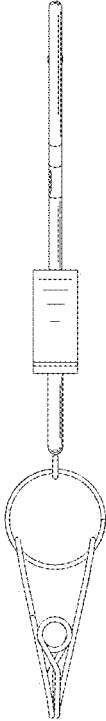


FIG. 5

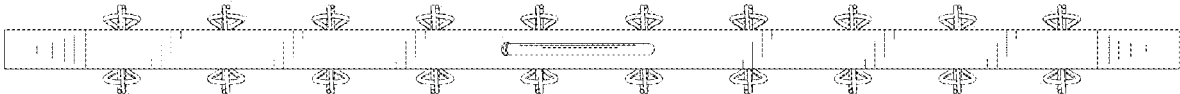


FIG. 6

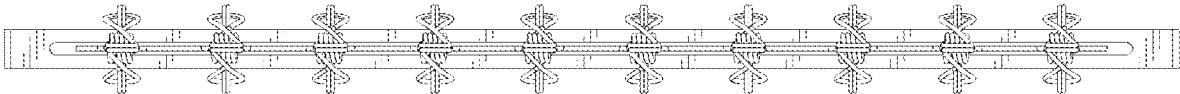


FIG. 7