

- [54] **INSTRUMENT FOR TATTOOING**
- [75] **Inventor: Arthur H. Hardy, Jr., Santa Barbara, Calif.**
- [73] **Assignee: Peter LaHaye, Medina, Wash.**
- [**] **Term: 14 Years**
- [21] **Appl. No.: 760,143**
- [22] **Filed: Jul. 29, 1985**
- [52] **U.S. Cl. D24/26; D8/30; D14/116; D19/35; D24/28; D28/7**
- [58] **Field of Search D24/26, 28, 8, 99; D28/7; 81/9.22; 128/316, 305, 303, 303.13, 305; D8/61, 68, 30; D19/35, 41; D14/116, 114; D18/13, 14; D15/144**

- [56] **References Cited**
U.S. PATENT DOCUMENTS
D. 200,732 3/1965 Fischer D8/61
D. 226,829 5/1973 Staub D24/26
1,724,812 8/1929 Waters 81/9.22
1,767,469 6/1930 Metzner .

| | | | |
|-----------|--------|---------------------|---------|
| 2,307,424 | 1/1943 | Savage . | |
| 3,832,776 | 9/1974 | Sawyer . | |
| 4,159,659 | 7/1979 | Nightingale | 81/9.22 |
| 4,204,438 | 5/1980 | Binaris et al. | 81/9.22 |
| 4,508,106 | 4/1985 | Angres . | |

Primary Examiner—A. Hugo Word
Assistant Examiner—Stella M. Reid
Attorney, Agent, or Firm—Price, Gess & Ubell

[57] **CLAIM**
The ornamental design for an instrument for tattooing, substantially as shown and described.

DESCRIPTION

FIG. 1 is a perspective view of an instrument for tattooing, showing our new design, the broken line showing of the cord being for illustrative purposes only and forming no part of the claimed design;
FIG. 2 is a top plan view thereof;
FIG. 3 is a side elevational view thereof, the side opposite being a mirror image;
FIG. 4 is a bottom plan view thereof;
FIG. 5 is a front elevational view thereof; and
FIG. 6 is a rear elevational view thereof.

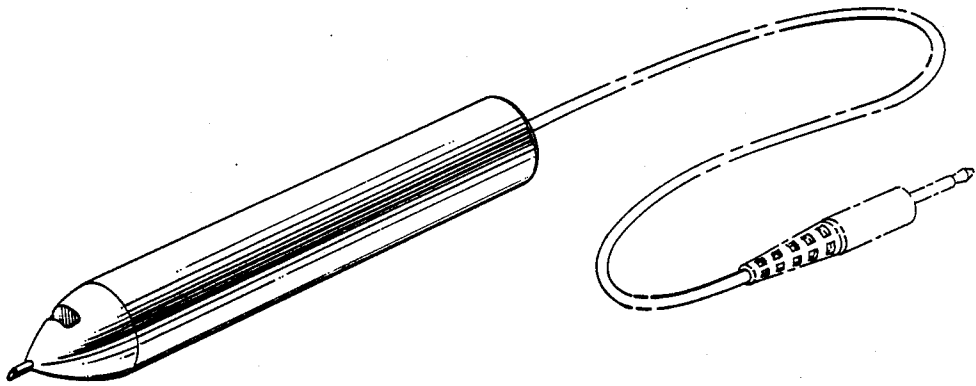


FIG. 1

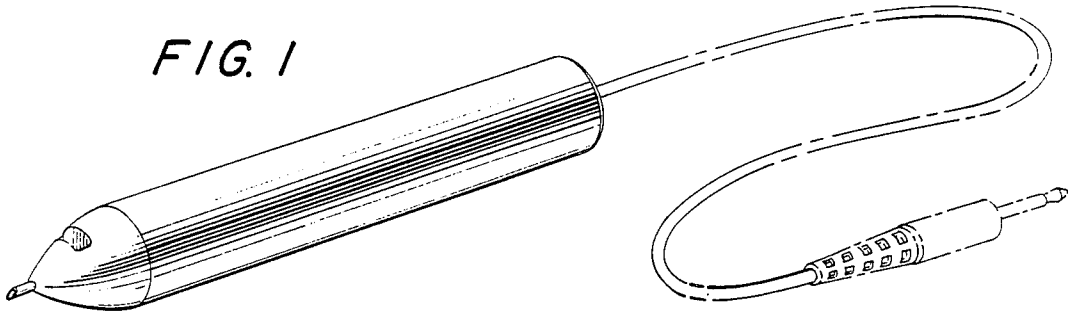


FIG. 2




FIG. 3




FIG. 4




FIG. 5

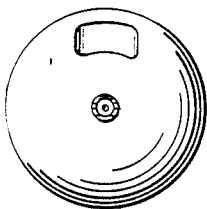


FIG. 6

