

(19) World Intellectual Property Organization
International Bureau



(43) International Publication Date
26 June 2008 (26.06.2008)

PCT

(10) International Publication Number
WO 2008/076256 A1

(51) International Patent Classification:

C07C 317/32 (2006.01) A61P 31/04 (2006.01)
C07D 233/56 (2006.01) A61P 31/10 (2006.01)
A61K 31/18 (2006.01)

(21) International Application Number:

PCT/US2007/025319

(22) International Filing Date:

11 December 2007 (11.12.2007)

(25) Filing Language:

English

(26) Publication Language:

English

(30) Priority Data:

60/874,860 13 December 2006 (13.12.2006) US

(71) Applicant (for all designated States except US): **SCHERING-PLOUGH LTD.** [CH/CH]; Weystrasse 20, P.O. Box CH-6000, CH-Lucerne 6 (CH).

(72) Inventor; and

(75) Inventor/Applicant (for US only): **GLINKA, Tomasz, W.** [US/US]; 21122 Patriot Way, Cupertino, CA 95014 (US).

(74) Agent: **DAVIS, Michael, D.**; Schering Corporation, 2000 Galloping Hill Road Patent Department K-6-1 1990, Kenilworth, NJ 07033 (US).

(81) Designated States (unless otherwise indicated, for every kind of national protection available): AE, AG, AL, AM, AT, AU, AZ, BA, BB, BG, BH, BR, BW, BY, BZ, CA, CH, CN, CO, CR, CU, CZ, DE, DK, DM, DO, DZ, EC, EE, EG, ES, FI, GB, GD, GE, GH, GM, GT, HN, HR, HU, ID, IL, IN, IS, JP, KE, KG, KM, KN, KP, KR, KZ, LA, LC, LK, LR, LS, LT, LU, LY, MA, MD, ME, MG, MK, MN, MW, MX, MY, MZ, NA, NG, NI, NO, NZ, OM, PG, PH, PL, PT, RO, RS, RU, SC, SD, SE, SG, SK, SL, SM, SV, SY, TJ, TM, TN, TR, TT, TZ, UA, UG, US, UZ, VC, VN, ZA, ZM, ZW.

(84) Designated States (unless otherwise indicated, for every kind of regional protection available): ARIPO (BW, GH, GM, KE, LS, MW, MZ, NA, SD, SL, SZ, TZ, UG, ZM, ZW), Eurasian (AM, AZ, BY, KG, KZ, MD, RU, TJ, TM), European (AT, BE, BG, CH, CY, CZ, DE, DK, EE, ES, FI, FR, GB, GR, HU, IE, IS, IT, LT, LU, LV, MC, MT, NL, PL, PT, RO, SE, SI, SK, TR), OAPI (BF, BJ, CF, CG, CI, CM, GA, GN, GQ, GW, ML, MR, NE, SN, TD, TG).

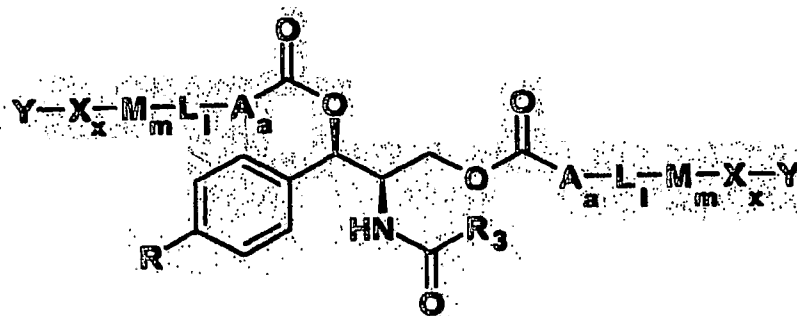
Declaration under Rule 4.17:

— as to the applicant's entitlement to claim the priority of the earlier application (Rule 4.17(iii))

Published:

— with international search report
— before the expiration of the time limit for amending the claims and to be republished in the event of receipt of amendments

(54) Title: WATER-SOLUBLE PRODRUGS OF CHLORAMPHENICOL, THIAMPHENICOL, AND ANALOGS THEREOF



(I)

(57) Abstract: The present invention discloses prodrugs of chloramphenicol, thiamphenicol and their analogs, as well as pharmaceutically acceptable salts thereof, including nitrogen-containing esters of both alcohol groups. These prodrugs have the Formula (I), in which R, A_a, L_l, M_m, X_x, Y and R₃ are as defined in the claims. In certain embodiments these prodrugs are sufficiently water-soluble to serve the functions needed of a prodrug of chloramphenicol, thiamphenicol and their analogs. In one embodiment, a certain subclass of the compounds also possess the hydrolytic stability needed to maintain the prodrug in solution in the subject's system until appropriate conditions exist when the prodrug can hydrolyze, releasing the active compound in question.

WO 2008/076256 A1

WATER-SOLUBLE PRODRUGS OF CHLORAMPHENICOL, THIAMPHENICOL, AND ANALOGS THEREOF

CROSS-REFERENCE TO RELATED APPLICATIONS

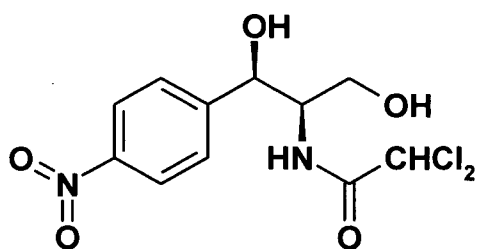
This application is a non-provisional application that claims priority under 35 U.S.C. § 119(e) of provisional application U.S. Serial No. 60/874,860 filed December 13, 2006, the contents of which are hereby incorporated by reference in its entirety.

FIELD OF THE INVENTION

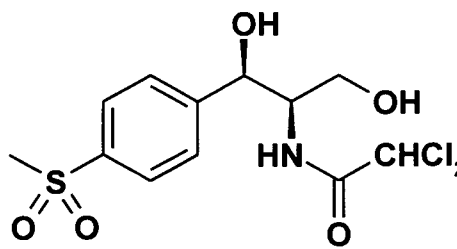
[0001] This invention relates to new prodrugs of certain phenicols, and, in some embodiments, to certain charged nitrogen-containing esters and carbonates of chloramphenicol, thiamphenicol, and analogs thereof that demonstrate improved water solubility and hydrolytic stability.

BACKGROUND OF THE INVENTION

[0002] Chloramphenicol, 2,2-dichloro-N[2-hydroxy-1-(hydroxymethyl)-2-(4-nitrophenyl)ethyl]acetamide is a broad based antibiotic that has long been known to inhibit protein synthesis in both gram positive and gram negative bacteria. Presently in disfavor in a number of developed countries for use in humans and food animals, due to its association in with aplastic anemia in humans, chloramphenicol continues to be employed, for treating companion animals worldwide, and livestock in developing countries. A close structural analogue, thiamphenicol, D-threo-2,2-dichloro-N-[β-hydroxy-α-(hydroxymethyl)-p-methylsulfonyl]phenethyl]acetamide, *see* structures below, has a similar broad spectrum of activity, but has never been associated with aplastic anemia. Chloramphenicol and thiamphenicol have the chemical formulas

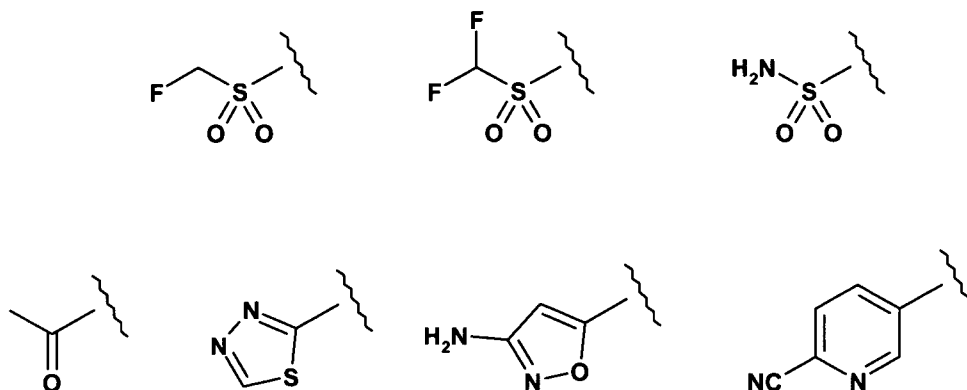


CHLORAMPHENICOL



THIAMPHENICOL

[0003] Thiamphenicol is currently used worldwide to treat animals with bacterial infections, and is currently used in the treatment of humans in China. Also known in the art are analogs of these compounds having substituents other than nitro and methylsulfonyl, for example
5 compounds in which the 4-substituent on the phenyl ring is selected from



[0004] As stated above, chloramphenicol and thiamphenicol have broad spectrum antibiotic activity against many gram-negative and gram-positive bacteria, including utility in the prevention and treatment of bacterial infections due to susceptible pathogens in birds, reptiles,
10 fish, shellfish and mammals. Examples of susceptible organisms include: *Mannheimia haemolytica*, *Pasteurella multocida*, *Haemophilus somnus*, also known as *Histophilus somni*, *Fusobacterium necrophorum*, *Bacterioides melaninogenicus*, *Actinobacillus pleuropneumoniae*, *Streptococcus suis*, *Salmonella choleraesuis*, *Mycoplasma spp.*, *Escherichia coli*; *Edwardsiella ictaluri*, *Aeromonas salmonicida*, *Enterobacter*, *Klebsiella*,
15 *Staphylococcus*, *Enterococcus*, *Bordetella*, *Proteus*, *Shigella*, *K. pneumoniae*, *E. cloacae*, and *S. typhus*.

[0005] Given the need for economical, single-dose treatment in the veterinary setting, there remains a need for new formulations of chloramphenicol and/or thiamphenicol at high concentrations. In addition, there is also a need for forms of chloramphenicol and
20 thiamphenicol that are capable of maintaining effective plasma antibiotic levels for prolonged periods of time, in order to achieve improved economies in administration, *e.g.*, to more readily provide single dose treatment, particularly in a veterinary setting. In addition there is a need for similar forms of chloramphenicol and thiamphenicol analogs.

[0006] One of the important applications is a treatment of bacterial infections by dosing the drug in drinking water given to animals. Such means of administration provides effective treatment of bacterial infection since chloramphenicol and thiamphenicol are reasonably well absorbed from the intestine and achieves necessary antibacterial systemic levels. However, as mentioned above, the aqueous solubility of these compounds is quite limited; consequently their solubilization in water is slow. Achieving the desired concentrations in drinking water requires preparation of pre-dissolved chloramphenicol or thiamphenicol in the form of a concentrate in a water-miscible organic solvent. Additionally, a water-soluble prodrug of either compound or of an analog of either that was easily dissolved directly in the drinking water for animals would be quite desirable.

[0007] Known in the prior art are water-soluble prodrugs of these two antibiotics produced by esterification of the relatively easily accessible primary alcohol group. Glycinates of these compounds have been extensively investigated, for example. Some examples of such esters are disclosed in U.S. patent 3,740,411 and 3,770,889 (both of Akiyama et al.), British patent 1,263,116 of Sumitomo Chemical Co., and 3,405,165 and 3,475,470 (both of Rebstock et al.). However, there still remains a need for alternative forms of chloramphenicol or thiamphenicol that have additional beneficial features.

[0008] A provisional patent application, U.S. Serial No. 60/874,864 filed December 13, 2006, drawn to analogous florfenicol prodrugs was filed with the U.S. Patent and Trademark Office on the same day as the provisional application from which the present application claims priority. It also should be noted that the citation of any reference herein should not be construed that such reference is available as "prior art" to the instant Application.

BRIEF SUMMARY OF THE INVENTION

[0009] In brief, this invention comprises certain novel prodrugs of chloramphenicol or thiamphenicol, or of an analog of either, as described herein, including prodrugs of pharmaceutically acceptable salts of chloramphenicol or thiamphenicol or of their analogs. These prodrugs comprise nitrogen-containing esters of both alcohol groups of such compounds and, in certain embodiments, are sufficiently water-soluble to serve the functions needed of a prodrug of chloramphenicol or thiamphenicol or of an analog of either. In one embodiment, a certain subclass of the compounds also possesses the hydrolytic stability

needed to maintain the prodrug in solution in the subject's system until appropriate conditions exist when the prodrug can hydrolyze, releasing the active compound in question.

[0010] Other aspects of the invention comprise pharmaceutical formulations of the above-mentioned prodrugs, or of their pharmaceutically acceptable salts, also comprising one or more pharmaceutically acceptable excipients or carriers. Still other aspects comprise a method for treating a subject with chloramphenicol or thiamphenicol or an analog of either comprising administering to said subject an effective amount of a prodrug of chloramphenicol or thiamphenicol or an analog of either, or of a pharmaceutically acceptable salt of these, or a pharmaceutical composition containing the same, according to this invention.

10 [0011] The present invention further provides pharmaceutical compositions that comprise prophylactically-effective amounts of one or more novel prodrugs of chloramphenicol and/or of thiamphenicol and/or one or more analogs of either, and/or pharmaceutically acceptable salts of any of these. In addition, in certain pharmaceutical compositions, chloramphenicol and/or thiamphenicol, and/or florfenicol also may be included in combination. In addition, the present invention also provides pharmaceutical compositions that comprise such novel
15 prodrugs that are useful for metaphylaxis. The pharmaceutical compositions of the present invention can be administered to animals or fish in prophylactically-effective amounts, and/or for metaphylaxis, as a need and/or the practice merits. Corresponding methods of administering prophylactically-effective amounts of the pharmaceutical compositions of the
20 present invention and/or for metaphylaxis, as a need and/or the practice merits, are also provided by the present invention. The present invention also provides methods of treating or preventing a disease or disorder in an animal in need thereof.

DETAILED DESCRIPTION OF THE INVENTION

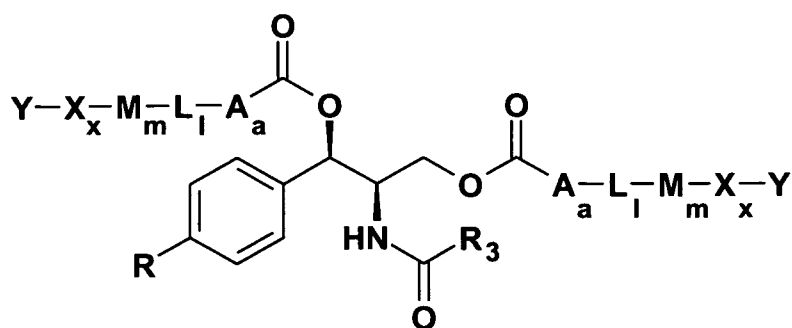
25 [0012] The present invention provides novel prodrugs of chloramphenicol or thiamphenicol, or of their analogs, including prodrugs of pharmaceutically acceptable salts of chloramphenicol or thiamphenicol or of their analogs. These prodrugs possess one or more advantageous properties such as: water solubility, hydrolytic stability in aqueous systems, and/or the ability to become released in the gastric tract of the animal due to enzymatic action.
30 In particular embodiments, the prodrug is not converted to the parent drug prematurely either in the dosing solution and/or in the intestine (when intended to be used for the improvement of

oral absorption). In a more particular embodiment, the administration of a prodrug of the present invention to a subject produces the desired rate of the conversion to the parent drug when the prodrug reaches its intended destination.

[0013] Thus, a prodrug molecule containing a moiety that results in improvement in solubility but is not sufficiently chemically stable when dissolved may not achieve the desired effect.

[0014] If the parent drug is acceptably well absorbed from the gastrointestinal system then the intended effect of the prodrug may be simply the improved solubility in order to facilitate the administration (e.g., in drinking water). In such case the release of the parent drug in the gastric system from the prodrug may occur by one or both of two independent mechanisms: enzymatic hydrolysis due to the action of an intestinal enzyme or chemical hydrolysis triggered by increase of pH encountered in the intestine relative to the pH of the original dosing solution. The chemical release of the parent drug may be due to the hydrolysis of the ester bond facilitated by elevated pH or by the action of some prodrug moieties capable of intramolecular cyclization. Specifically, the parent drug release may be due to the intramolecular displacement of the parent drug by the primary or secondary amine of the prodrug triggered by the pH change.

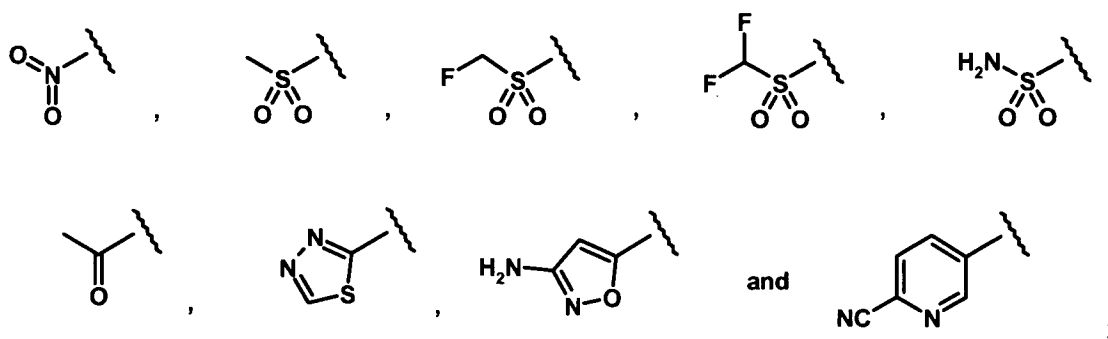
[0015] Accordingly, the invention provides novel prodrugs of chloramphenicol or thiamphenicol and/or analogs of either, having the Formula (I) and pharmaceutically acceptable salts thereof:



(I)

in which:

[0016] R is selected from the group consisting of



A is oxygen and a is zero or 1;

L is: (a) CH_2 and l is an integer from 1 to 6;

(b) CHR_1 where R_1 is an amino acid side chain and l is 1; or

5 (c) $\text{CHR}_1\text{NHC}(\text{O})\text{CH}(\text{NH}_2)\text{R}_2$ where R_1 and R_2 are amino acid side chains and l is 1;

M is: (a) oxygen or sulfur and m is zero or one;

(b) CH_2 and m is zero or an integer from 1 to 4; or

(c) NH and m is 1;

10 X is: (a) CH_2 and x is zero or an integer from 1 to 4; or

(b) $\text{C}(\text{O})$ and x is 1; and

Y is: (a) NH_2 ;

(b) NHR_x where R_x is methyl, ethyl, n-propyl or isopropyl;

15 (c) NR_yR_z where R_y and R_z are independently hydrogen, methyl, ethyl, n-propyl or isopropyl, or R_y and R_z taken together form a C_2 - C_5 alkylene chain, or a C_2 - C_4 alkylene chain further including a nitrogen or oxygen heteroatom in said chain;

(d) $\text{C}(=\text{NH})\text{NH}_2$;

20 (e) $\text{N}^+\text{R}_4\text{R}_5\text{R}_6$ where R_4 , R_5 , and R_6 are independently hydrogen, methyl or ethyl or R_4 and R_5 taken together form a C_2 - C_5 alkylene chain, or a C_2 - C_4 alkylene chain further including a nitrogen or oxygen heteroatom in said chain;

(f) pyridinium;

(g) N-methyl or N-ethyl pyridinium;

25 (h) N'-3-methyl-N-1-imidazolium;

(i) a phenyl group substituted by a group having the formula NR_4R_5 or $\text{N}^+\text{R}_4\text{R}_5\text{R}_6$ where R_4 , R_5 , and R_6 are as defined above; or

(j) NH-CR₇(=NH) where R₇ is hydrogen, methyl or amino; and R₃ is selected from the group consisting of dichloromethyl, difluoromethyl, chlorofluoromethyl, chloromethyl, methyl, cyanomethyl, azidomethyl, and aminomethyl.

5

[0017] In a particular embodiment of these compounds, the nitrogen atom of a prodrug moiety is a charged atom. Furthermore, in order to modulate the rate of hydrolysis of ester promoiety containing such a charged nitrogen atom or a sufficiently basic nitrogen atom assuring that the prodrug exists predominantly in charged form at the physiological pH, the nitrogen atom can be placed at a distance away from the carbonyl bond of the ester. The same effect can be achieved in carbonate derivatives containing a charged nitrogen atom by attaching the charged nitrogen atom further away from the hydrolyzable carbonate functionality. A charged nitrogen atom distance of at least two atoms, or at least three atoms, away from the carbonyl carbon atom of the ester or carbonate group to be hydrolyzed in the release of the parent drug is satisfactory for achieving the desired hydrolytic stability of the ester or carbonate.

10

15

20

[0018] Some preferred compounds of this invention include those in which R is nitro or methylsulfonyl and R₄ is hydroxymethyl and their pharmaceutically acceptable salts. In some preferred compounds the two groups A_a-L_l-M_m-X_x-Y are identical; in others they may be different.

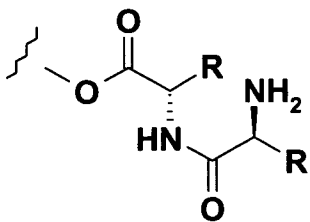
[0019] Other preferred compounds are those of Formula (I) in which Y includes a positively charged nitrogen atom, i.e. Y is a group N⁺R₄R₅R₆ where R₄, R₅, and R₆ are independently hydrogen, methyl or ethyl such as NH₃⁺, N⁺H₂CH₃ or N⁺(CH₃)₃. Compounds in which *a* is zero are esters; those in which *a* is 1 are carbonates.

25

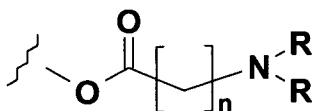
[0020] Compounds of Formula (I) include compounds in which the group

A_a-L_l-M_m-X_x-Y is, for instance as shown below:

1. Dipeptide esters R=H, aminoacid sidechain

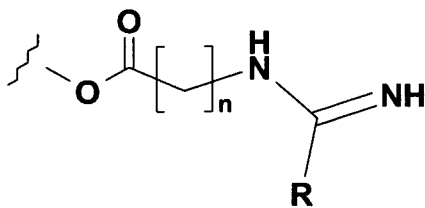


2. Omega amino esters (n=2-6) R= H, Me, Et

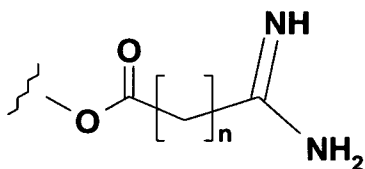


5

3. Omega amidino esters N-linked (n=2-6) R= H, Me

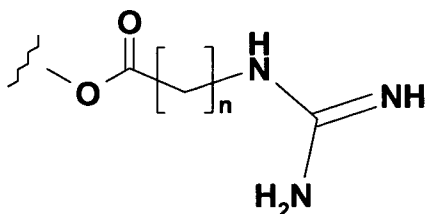


4. Omega amidino esters, C-linked (n=2-6)

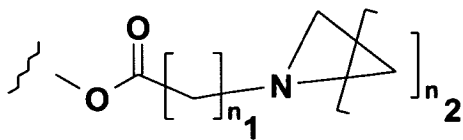


10

5. Omega guanidine esters (n=2-6)

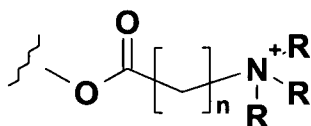


- 15 6. Omega amino acid esters - cyclic amines (n₁=1-6; n₂=2-4)



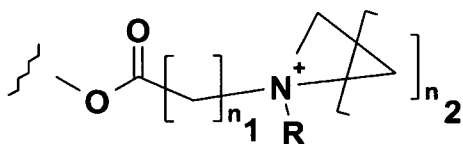
7. Omega quaternary ammonium esters ($n=1-6$) $R=Me, Et$

5

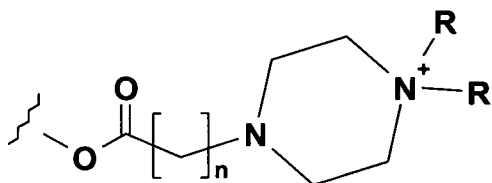


8. Omega quaternary ammonium esters - cyclic amines ($n_1 = 1-6$; $n_2 = 2-4$; $R = Me, Et$)

10

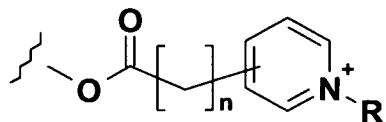


9. Omega quaternary ammonium esters - cyclic diamines ($n = 2-6$; $R = H, Me, Et$)



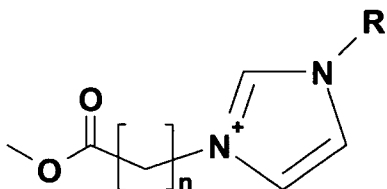
15

10. Omega pyridinium salts, C-linked; ($n = 2-6$; $R = Me, Et$)

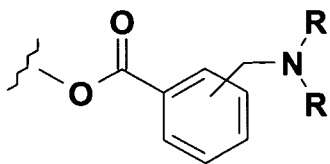


20

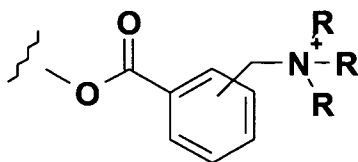
11. Omega imidazolium salts ($n = 2-6$; $R = Me, Et$)



12. Aminomethyl benzoates R= Me, Et

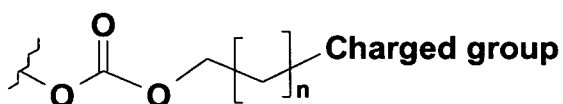


5 13. Quaternary salts of aminomethyl benzoates R=Me, Et



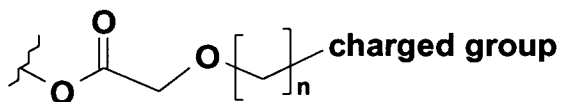
For types 2-11, also

10

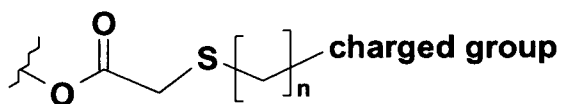


and

15



and

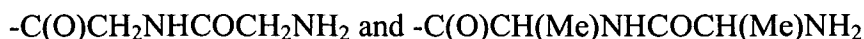


20 versions, where "charged group" represents a positively charged nitrogen-containing moiety of the type indicated.

[0021] Compounds of Formula (I) include, in general, and as exemplified below:

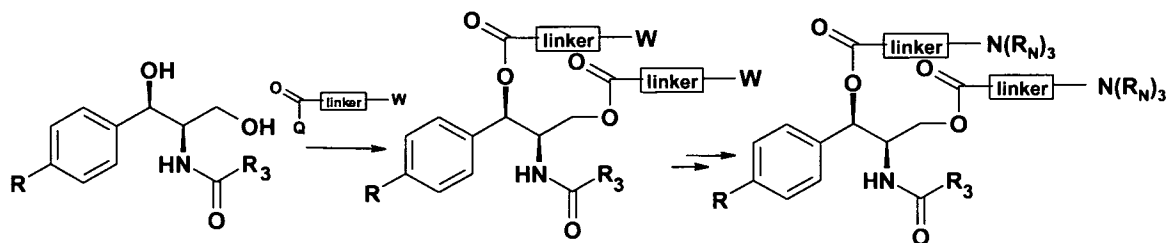
- A. Carbonates with a terminal amine functionality
 - B. Esters with an additional alpha-heteroatom (O, S) in the linker; for instance -
- 25 COCH₂OCH₂CH₂NH₂ or C(O)CH₂SCH₂CH₂NH₂

C. Esters with an additional alpha-heteroatom (N)- which are amino acid derivatives but do not bear a protonable amine at the alpha position; these are dipeptides – for example -

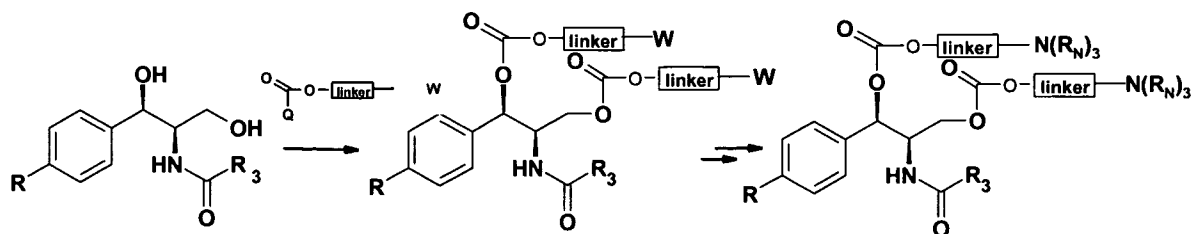


5 D. Esters with quaternary nitrogen atoms removed at least two methylene groups away from the carbonyl group, for example $C(O)CH_2CH_2CH_2-N\text{-methylimidazolium}$ and $C(O)CH_2CH_2CH_2N^+Me_3$.

[0022] In another aspect, this invention relates to processes for preparing the novel compounds. In one process, compounds of the invention that are esters may be prepared by reacting chloramphenicol or thiamphenicol or an analog of either with a carboxylic acid or a derivative thereof having a terminal group W which represents a protected primary or secondary amine that is later deprotected to a free amine, a tertiary amine, or a group that is later manipulated into a required charged nitrogen functionality. A commercially available activated derivative of the carboxylic acid may be used for the formation of the ester; it may be prepared in a separate reaction step or it may be prepared in situ in presence of chloramphenicol or thiamphenicol, or analog



[0023] Compounds of the invention that are carbonates are prepared by reacting the chloramphenicol or thiamphenicol, or analog thereof, with a derivative of an alkoxy carbonic acid, for example a chloroformate having a terminal group W which represents a protected primary or secondary amine that is later deprotected to a free amine, a tertiary amine, or a group that is later manipulated into a required charged nitrogen functionality:



[0024] The necessary acids or chloroformates, if not commercially available, can readily be prepared by methods known to those in the art. Appropriate reaction conditions, solvents, etc., are exemplified below.

[0025] As shown in the above reaction schemes both alcohol functionalities of chloramphenicol or thiamphenicol or an analog of either are reacted with the activated carboxylic acid or alkoxy carbonic acid reagents having the nucleophilic displacement of group Q. Most common reagents of this type utilize Q=chlorine but many other leaving groups known in the art may be also employed.

[0026] As alternative to chloroformates (Q=chlorine), other reagents with different leaving groups Q may be used for preparation of carbonates. Representative references are cited for each leaving group, each incorporated by reference herein.

Value of Q	References
-F	Olofson, R. A.; Cuomo, John; Tetrahedron Lett.; 21; 1980; 819-822; Nongkunsarn, Pakawan; Ramsden, Christopher A.; J. Chem. Soc. Perkin Trans. 1; 2; 1996; 121-122.
-CN	Adickes et al; J. Prakt. Chem.; 2;133; 1932; 313. Cen, Chuo; Layton, Mark E.; Sheehan, Scott M.; Shair, Matthew D.; J. Am. Chem. Soc.; 122; 30; 2000;7424 - 7425.
-SCN	Takamizawa, A. et al; Bull. Chem. Soc. Jpn.;36; 9; 1963; 1214-1220.
-NCS	Takamizawa, A. et al; Bull. Chem. Soc. Jpn.;36; 9; 1963; 1214-1220.
-O-aryl or -O-aryl	Patent; Chininfabr. Zimmer & Co.; DE 117095.Weber, Nikolaus; Wetkamp, Petra; Mukherjee, Kumar D.; J. Agric. Food Chem.; 49; 11; 2001; 5210 -5216. Kenar, James A.; Knothe, Gerhard; Copes,Ashley L.; J. Am. Oil Chem. Soc.; 81; 3; 2004; 285 -291.
-NH-OH	Mindl, Jaromir; Halama, Ales; Cernosek, Zdenek; Collect. Czech. Chem. Commun.; 61; 7; 1996; 1053-1063.
imidazole	Kryczka, Boguslaw; Bull. Soc. Chim.Belg.; FR; 101; 2; 1992; 147-158. Iimori, Takamasa; Shibazaki, Takafumi; Ikegami,Shiro; Tetrahedron Lett.; 37; 13; 1996; 2267-2270 Whalen, Lisa J.; Morrow, Cary J.; Tetrahedron: Asymmetry; 11; 6; 2000; 1279 - 1288. Kozikowski, Alan P.; Sun, Haiying; Brognard, John; Dennis, Phillip A.; J. Am. Chem. Soc.; 125; 5;2003; 1144 - 1145

	<p>Peri, Francesca; Binassi, Enrico; Manetto, Antonio; Marotta, Emanuela; Mazzanti, Andrea; Righi, Paolo; Scardovi, Noemi; Rosini, Goffredo; <i>J. Org. Chem.</i>; 69; 4; 2004; 1353 - 1356.</p> <p>Chmielewski, Marcin K.; Marchan, Vicente; Cieslak, Jacek; Grajkowski, Andrzej; Livengood, Victor; Muench, Ursula; Wilk, Andrzej; Beaucage, Serge L.; <i>J. Org. Chem.</i>; 26; 2003; 10003 - 10012.</p>
imidazolium	<p>Schirmeister, Helga; Himmelsbach, Frank; Pfeleiderer, Wolfgang; <i>Helv. Chim. Acta</i>; 76; 1; 1993; 385-401.</p> <p>Greiner, Beate; Pfeleiderer, Wolfgang; <i>Helv. Chim. Acta</i>; 81; 8; 1998; 1528-1544.</p> <p>Banerjee, Anamitro; Lee, Kwangjoo; Falvey, Daniel E.; <i>Tetrahedron</i>; 55; 44; 1999; 12699 - 12710.</p>
-O-N- Succinimide	<p>Shue, Youe-Kong; Carrera, George M.; Tufano, Michael D.; Nadzan, Alex M.; <i>J. Org. Chem.</i>; 56; 6; 1991; 2107-2111.</p> <p>; Dubowchik, Gene M.; Mosure, Kathle Knipe, Jay O.; Firestone, Raymond A.; <i>Bioorg. Med. Chem. Lett.</i>; 8; 23; 1998; 3347 - 3352.</p>
-O-N- Benzotriazole	<p>Harada, Takeo; Yamada, Haruo; Tsukamoto, Hirokazu; Takahashi, Takashi; <i>J. Carbohydr. Chem.</i>; 14; 1; 1995; 165-170.</p> <p>Li, Hong-Yu; Qiu, Yao-Ling; Moyroud, Elisabeth; Kishi, Yoshito; <i>Angew. Chem. Int. Ed.</i>; 40; 8; 2001; 1471 - 1475; <i>Angew. Chem.</i>; 113; 2001; 1519 - 1523.</p>
-N- Benzotriazole-N-oxide	<p>Wuts, Peter G. M.; Ashford, Scott W.; Anderson, Andrew M.; Atkins, Joseph R.; <i>Org. Lett.</i>; 5; 9; 2003; 1483 - 1486.</p>
-O-N=CR ₂	<p>Pulido, Rosalino; Gotor, Vicente; <i>J. Chem. Soc. Perkin Trans. 1</i>; 5; 1993; 589-592.</p> <p>Moris, Francisco; Gotor, Vicente; <i>J. Org. Chem.</i>; 57; 8; 1992; 2490-2492.</p> <p>Moris, Francisco; Gotor, Vicente; <i>Tetrahedron</i>; 49; 44; 1993; 10089-10098.</p> <p>Diaz, Monica; Gotor-Fernandez, Vicente; Ferrero, Miguel; Fernandez, Susana; Gotor, Vicente; <i>J. Org. Chem.</i>; 66; 12; 2001; 4227 - 4232.</p> <p>Rege, Kaushal; Hu, Shanghui; Moore, James A.; Dordick, Jonathan S.; Cramer, Steven M.; <i>J. Am. Chem. Soc.</i>; 126; 39; 2004; 12306 - 12315.</p>
Ortho- or para- nitrophenol	<p>Brunelle, Daniel J.; <i>Tetrahedron Lett.</i>; 23; 17; 1982; 1739-1742.</p> <p>Bruch, Karsten von dem; Kunz, Horst; <i>Angew. Chem.</i>; 102; 12; 1990; 1520-1522.</p> <p>Wang, Haiyan; Weller, Dwight D.; <i>Tetrahedron Lett.</i>; 32; 50; 1991; 7385-7388.</p> <p>Iimori, Takamasa; Shibazaki, Takafumi; Ikegami, Shiro; <i>Tetrahedron Lett.</i>; 37; 13; 1996; 2267-2270.</p>

2,4-dinitrophenol Castro, Enrique A.; Angel, Mauricio; Pavez, Paulina; Santos, Jose G.;
J. Chem. Soc. Perkin Trans. 2;12; 2001; 2351 - 2354.

[0027] The reaction may be facilitated by the addition of a catalyst like a trialkylamine, pyridine, a 4-alkylpyridine, a 4-diaminoalkyl pyridine or a combination thereof. Formation of the initial ester or carbonate intermediate can be conveniently performed in a variety of solvents. Suitable solvents include, for example, chlorinated solvents such as dichloromethane and 1,2-dichloroethane; ester solvents such as ethyl acetate, isopropyl acetate, isoamyl acetate, ethylene glycol diacetate, propylene glycol diacetate, glycerol triacetate; monoether solvents such as diethyl ether, diisopropyl ether, methyl tert-butyl ether; polyether solvents such as ethylene glycol ethers, dimethyl ethylene glycol ether, diethylene glycol ethers: diethylene glycol dimethyl ether, diethylene glycol diethyl ether; formaldehyde acetal ethers such as dimethoxymethane, diethoxymethane, dibutoxymethane; cyclic ethers such as tetrahydrofuran, 1,3-dioxolane, 1,4-dioxane; ketone solvents such as acetone, methyl ethyl ketone, methyl isobutyl ketone; mixed ether/ester solvents as represented by monoethers of ethylene and diethylene glycol such as 2-methoxyethyl acetate, 2-ethoxyethyl acetate, 2-(methoxy-ethoxy)ethyl acetate, and 2-(ethoxy-ethoxy)ethyl acetate.

DEFINITIONS

As used herein:

[0028] "**About**" generally signifies that a value is within twenty percent of the indicated value, unless otherwise indicated

[0029] "**Amino acid**" refers to the known natural alpha-amino acids, especially those selected from alanine, cysteine, phenylalanine, glycine, histidine, isoleucine, lysine, leucine, methionine, asparagine, proline, glutamine, arginine, serine, threonine, valine, tryptophan, and tyrosine. "**Amino acid side chain**" and "**amino acid residue**" refer to a group derived from an alpha-amino acid and represents the R_{aa} group in the NH₂-CH(R_{aa})CO₂H structure of the amino acid, for example -CH(CH₃)₂ for valine, -CH₂CH₂CH₂CH₂NH₂ for lysine and -CH₂OH for serine. For proline it represents -CH₂CH₂CH₂- which has its distal end attached to the alpha nitrogen atom. The term "**alpha-N-unfunctionalized**" refers to an amino acid residue

with an unsubstituted -NH₂ group in the alpha position, as opposed to functionalized residues, in which for instance the alpha-amino group is a part of an amide bond of a peptide.

[0030] **"Alkyl"** refers to a straight or branched chain saturated hydrocarbon moiety having the number of carbon atoms designated (*i.e.* C₁-C₁₀ means one to ten carbons). Examples of alkyl groups include methyl, ethyl, n-propyl, isopropyl, n-butyl, t-butyl, isobutyl, sec-butyl, and the various pentyl, hexyl, heptyl, octyl, etc. groups. Alkyl groups also include those having one or more heteroatoms in the chain, e.g., methoxymethyl (CH₃OCH₂-), ethoxyethyl, methylthiomethyl (CH₃SCH₂-), methylaminomethyl (CH₃NHCH₂-) and the like.

10 [0031] **"Alkylene chain"** refers to a divalent hydrocarbyl group derived from an alkyl group, *i.e.*, a saturated straight or branched chain hydrocarbyl group linked at both of its ends to the remainder of the molecule in question. Typical alkylene groups include methylene, -CH₂-, ethylene, -CH₂CH₂- and n-propylene, -CH₂CH₂CH₂-. As with the alkyl groups, alkylene chains can include one or more hetero atoms, e.g., -CH₂CH₂-NH-CH₂CH₂-. When an alkylene chain is combined with a nitrogen atom, as in groups having the formula NR_yR_z the overall group is a heterocyclic group such as a piperidiny, etc group. When the alkylene chain also includes a heteroatom, the resulting group NR_yR_z would be, for instance, a cyclic moiety containing two nitrogen atoms such as a piperidiny group.

20 [0032] **"Prodrug"** denotes a compound that is a drug precursor which, upon administration to a subject, undergoes chemical conversion by metabolic or chemical processes to yield the active drug, *e.g.*, a carbonate of chloramphenicol or thiamphenicol or an analog of either is a prodrug that releases the parent compound *in vivo*.

25 [0033] **"Pharmaceutical composition"** refers to a composition or formulation comprising a compound according to this invention, including pharmaceutically salts thereof, (*e.g.*, a prodrug of chloramphenicol, thiamphenicol or an analog of either) with a pharmaceutically acceptable excipient and/or carrier. In a particular embodiment, the carrier is a solvent (*e.g.*, water).

30 [0034] **"Excipient"** refers to an inert substance added to a pharmacological composition to further facilitate administration of an active ingredient. Examples, without limitation, of excipients include calcium carbonate, calcium phosphate, various sugars and types of starch, cellulose derivatives, gelatin, vegetable oils and polyethylene glycols.

[0035] **"Administer" or "administration"** refers to the delivery of the compound or solvate of the present invention or of a pharmaceutical composition containing a compound of this invention to an organism for the purpose of treating or preventing a microbial infection.

5 [0036] **"Therapeutically-effective amount,"** as used herein, refers to that amount of a prodrug of the present invention that will hydrolyze sufficiently rapidly and in sufficient amounts to provide chloramphenicol or thiamphenicol, or an analog of either, in a concentration at which it can relieve to some extent one or more of the symptoms of a bacterial infection in a subject. In particular embodiment, a therapeutically-effective amount refers to that amount of a prodrug of the present invention that, when administered to a
10 subject, delivers the parent compound to a subject in a sufficient plasma concentration to: (1) reduce, and preferably eliminate, the population of bacterial cells in a subject's body; (2) inhibit (*i.e.*, slow, or preferably stop) proliferation of the bacterial cells; (3) inhibit (*i.e.*, slow, preferably stop) spread of the bacterial infection; and/or (4) relieve (preferably eliminate) one or more symptoms associated with the infection.

15 [0037] **"Analog of chloramphenicol or thiamphenicol"** refers to analogs of the compound in question having a substituent other than nitro or methylsulfonyl, respectively, on the phenyl ring, as indicated by the designation "R" in Formula (I) or the acetamide group C(O)R₃ being other than C(O)CHCl₂

20 [0038] **"Prophylactically effective amount"** refers to the amount of a prodrug of chloramphenicol or thiamphenicol or an analog of either, of the present invention, that provides, upon hydrolysis, a sufficient plasma concentration of the parent compound to: (1) maintain a reduced level of a population of bacterial cells achieved by a previously-administered therapeutically-effective amount of the prodrug or some other appropriate drug; (2) maintain the level of inhibition of the proliferation of bacterial cells achieved by
25 administration of a therapeutically-effective amount of a drug; (3) maintain the degree of inhibition of the spread of the infection achieved by a therapeutically-effective amount of a drug; and/or (4) maintain the level of relief of one or more symptoms, or if symptoms were eliminated, maintain the non-existence of symptoms associated with a bacterial infection achieved by administration of a therapeutically-effective amount of a prodrug (*e.g.*, a prodrug
30 of chloramphenicol) of the present invention or some other appropriate drug. A prophylactically-effective amount also refers to that amount of a composition comprising a

prodrug of chloramphenicol or thiamphenicol or an analog of either, of the present invention, that will deliver the parent compound in a sufficient plasma concentration to prohibit bacteria from accumulating in a susceptible organism in sufficient quantity to cause an infection.

[0039] **Metaphylaxis** is the timely mass medication of an entire group of animals to eliminate or minimize an expected outbreak of disease, e.g. in one or more animals at high risk of infection. In one particular embodiment, high risk calves are light weight, commingled with long haul cattle with unknown health histories.

[0040] As used herein the term "**Minimum Inhibitory Concentration**" is used interchangeably with "**MIC**". An "**MIC₅₀**" is the concentration of the compound (e.g., the prodrug of the present invention) at which the growth of 50% of the isolates is inhibited. Similarly, "**MIC₉₀**" is the concentration of the compound at which the growth of 90% of the isolates is inhibited.

[0041] "**Subject**" refers to an animal species or fish capable of being infected by a pathogenic bacterium, and in a particular embodiment includes humans. Appropriate animal subjects also include those in the wild, livestock (e.g., raised for meat, milk, butter, eggs, fur, leather, feathers and/or wool), beasts of burden, research animals, companion animals, as well as those raised for/in zoos, wild habitats and/or circuses.

[0042] In a particular embodiment a "subject" of the invention is a "food producing" animal. For purposes of the present invention, the term "food-producing" animal shall be understood to include all animals bred for consumption or for consumables (e.g., dairy cows, egg-laying hens and the like) by humans and/or other animals. A non-limiting list of such animals include avian (chickens, turkeys, geese, duck, ostriches, etc.), bovines (e.g., cattle, dairy cows, buffalo), ovines (e.g., goats or sheep), porcines (e.g., hogs or pigs), equines (e.g., horses) etc., as well as aquatic animals including shellfish and fish such as trout or salmon, and other species raised or harvested for human consumption. For purposes of the present invention, the term "fish" shall be understood to include without limitation, the *Teleosti* grouping of fish, i.e., teleosts. Both the *Salmoniformes* order (which includes the *Salmonidae* family) and the *Perciformes* order (which includes the *Centrarchidae* family) are contained within the *Teleosti* grouping. Examples of potential fish recipients include the *Salmonidae* family, the *Serranidae* family, the *Sparidae* family, the *Cichlidae* family, the *Centrarchidae*

family, the three-Line Grunt (*Parapristipoma trilineatum*), and the Blue-Eyed Plecostomus (*Plecostomus spp.*).

[0043] In another embodiment, the subject is a companion animal. For purposes of the present invention, the term “companion” animal shall be understood to include housecats (feline), dogs (canine), rabbit species, horses (equine), rodents (*e.g.*, guinea pigs, squirrels, rats, mice, gerbils, and hamsters), primates (*e.g.*, monkeys) and avians, such as pigeons, doves, parrots, parakeets, macaws, canaries, and the like.

[0044] Other animals are also contemplated to benefit from the prodrugs of the present invention, including marsupials (such as kangaroos), reptiles (such as farmed turtles), game birds, swans, ratites and other economically important domestic animals.

[0045] Pharmaceutically acceptable salts of the compounds described above include hydrochloride, hydrobromide, methanesulfonate, sulfate, 2-hydroxyethylsulfate, citrate, and phosphate.

15

PHARMACEUTICAL COMPOSITIONS

[0046] A compound of the present invention, or a physiologically acceptable solvate of the compound, may be administered as such to an animal in need thereof, or may be administered in pharmaceutical compositions in which the foregoing materials are mixed with suitable excipient(s) or carriers. Techniques for formulation and administration of drugs may be found in *Remington's Pharmacological Sciences*, Mack Publishing Co., Easton, PA, latest edition. The formulations and techniques discussed in Remington relate primarily to use with human patients; however, they readily may be modified for use with non-human patients by techniques well-known to those skilled in the veterinary art. Pharmaceutical compositions containing the novel compounds of this invention may also contain typical pharmaceutical excipients and additives such as liquid and/or solid carriers, surface-active agents, dispersants, taste-masking agents, odor-masking agents, and the like. Taste-masking agents include, for instance, those described for quinolones or their derivatives in U.S. patent 6,514,492 of Gao et al. (which is hereby incorporated by reference herein in its entirety), namely ion exchange resins (including both cationic and anionic resins) such as methacrylic acid-divinylbenzene copolymers (*e.g.*, AMBERLITE® IRP-64), sodium polystyrene sulfonate resins (*e.g.*,

30

AMBERLITE® IRP-69), and polystyrene sulfonic acid - divinylbenzene resins (e.g., DOWEX® resins).

[0047] When the inventive compounds described herein are administered as a component of the feed of the animals, or dissolved or suspended in the drinking water, compositions are provided in which the active agent(s) are intimately dispersed in an inert carrier or diluent. An inert carrier is one that will not react with the inventive compound and one that may be administered safely to animals. Preferably, a carrier for feed administration is one that is, or may be, an ingredient of the animal ration.

[0048] Suitable compositions include feed pre-mixes or supplements in which the active ingredient is present in relatively large amounts and which are suitable for direct feeding to the animal or for addition to the feed either directly or after an intermediate dilution or blending step. Typical carriers or diluents suitable for such compositions include, for example, distillers' dried grains, corn meal, citrus meal, fermentation residues, ground oyster shells, wheat shorts, molasses solubles, corn cob meal, edible bean mill feed, soya grits, crushed limestone, and the like. The inventive compound is intimately dispersed throughout the carrier by methods such as grinding, stirring, milling or tumbling. Compositions containing from about 0.05 to about 5.0% or, more broadly, from about 0.005 to about 2.0% by weight (w/w) of the inventive compounds are particularly suitable as feed pre-mixes. Feed supplements, which are fed directly to the animal, will contain from about 0.0002 to 0.3% by weight of the inventive compound.

[0049] Such supplements are added to the animal feed in an amount to give the finished feed the concentration of active compound desired for the treatment and control of susceptible microorganisms. Although the desired concentration of the inventive compound will vary depending upon the factors mentioned *supra* as well as upon the particular derivative employed, the compound is usually fed at concentrations of between about 0.0001 to 0.02% or from about 0.00001 to about 0.002% (both values as w/w) in the feed in order to achieve the desired antimicrobial result.

[0050] Pharmaceutical compositions of the present invention may be manufactured by processes well known in the art, e.g., using a variety of well-known mixing, dissolving, granulating, dragee-making, levigating, emulsifying, encapsulating, entrapping or lyophilizing processes. The compositions may be formulated in conjunction with one or more

physiologically acceptable carriers comprising excipients and auxiliaries which facilitate processing of the active compounds into preparations which can be used pharmaceutically. Proper formulation is dependent upon the route of administration chosen.

- 5 [0051] For injection, including, without limitation, intravenous, intramuscular and subcutaneous injection, the compounds of the invention may be formulated in polar solvents including, without limitation, propylene glycol, alcohols, such as benzyl alcohol or ethanol, polyethylene glycol, and N-methyl-2-pyrrolidone, 2-pyrrolidone, other pyrrolidones, N,N-dimethylacetamide, N,N-dimethylformamide, dimethylsulfoxide, acetone, triacetin, glycerol, formal, triglycerides such as Miglyol® products, optional water at concentrations up to 10%,
10 as well as combinations of any of the foregoing excipients or other materials known to those of ordinary skill. Alternatively the compounds may be formulated in non-polar solvents such as vegetable and seed oils, for instance, cottonseed oil or peanut oil. For transmucosal administration, penetrants appropriate to the barrier to be permeated are used in the formulation. Such penetrants are generally known in the art.
- 15 [0052] In addition to the above-described formulations, concentrated compositions of compounds of the invention may be made, which may be diluted for use on site. Preparation of such concentrated compositions saves costs of shipping or storing large amounts of diluents, particularly water.

20

ADMINISTRATION

- [0053] Suitable routes of administration may include, without limitation, oral, rectal, topical, transmucosal, intramuscular, subcutaneous, intramedullary, intrathecal, direct intraventricular, intravenous, intravitreal, intraperitoneal, intranasal, intramammary, aural or intraocular.
- 25 [0054] As discussed above, one method of administration of the compounds is by inclusion in the drinking water of the subject, since they are water-soluble.
- [0055] Alternatively, one may administer the compound in a local rather than systemic manner, for example, by preparation as a salve or topically applied formulation that is applied directly to the infected area or by injection of the compound directly into infected tissue. In
30 either case, a sustained release formulation may be used.

[0056] Thus, administration of the compounds of the invention, or their pharmaceutically acceptable solvates, in pure form or in an appropriate pharmaceutical composition, can be carried out via any of the accepted modes of administration or agents for serving similar utilities. The routes of administration can be any known to those of ordinary skill. The
5 inventive compounds are given to those in need thereof in any art recognized form, *i.e.* solid, semi-solid, lyophilized powder, or liquid dosage forms, such as for example, tablets, suppositories, pills, soft elastic and hard gelatin capsules, powders, solutions, suspensions, or aerosols, or the like, in unit or multi-dosage forms suitable for simple administration of precise dosages. The compositions will include a conventional pharmaceutical carrier or
10 excipient and a compound of the invention as the active agent, and, in addition, may include other medicinal agents, pharmaceutical agents, carriers, adjuvants, etc.

Dosage

[0057] A therapeutically effective amount refers to an amount of compound effective to prevent and/or minimize microbial infection, and/or treat, alleviate and/or ameliorate
15 symptoms due to a microbial infection. Determination of a therapeutically effective amount is well within the capability of those skilled in the art, especially in light of the disclosure herein.

[0058] For any compound used in the methods of the invention, the therapeutically effective amount can be estimated initially from known properties of the antibiotic agent that is released by the inventive prodrug compounds. Then, the dosage can be formulated for use in animal
20 models so as to achieve a circulating concentration range that is at or greater than the minimum inhibitory concentration ("MIC") as previously known to the art. Such information can then be used to more accurately determine dosages useful in patients.

[0059] Therapeutic efficacy of the compounds described herein can be determined by standard pharmaceutical procedures in cell cultures or experimental animals. For example,
25 the minimum inhibitory concentration ("MIC") is determined according to the guidelines laid down by the Clinical and Laboratory Standards Institute (CLSI)". Similarly, the toxicity of the compounds described herein can be depicted as LD₅₀ of the compound, which is a lethal dose for 50% of subjects in a group treated with a particular compound.

[0060] The data obtained can be used to formulate a range of dosages useful in patients.
30 The dosage, of course, may vary depending upon the dosage form and route of administration. The exact formulation, route of administration and dosage can be selected by the individual

clinician in view of the patient's condition. (See *e.g.*, Fingl, et al., 1975, in "The Pharmacological Basis of Therapeutics", Ch. 1 p.1). Broadly, the inventive compounds are administered to an animal in need of such treatment in a dose effective to reach and/or maintain concentrations of released antibiotic in plasma and body tissues at levels effective for the purpose, whether to treat and eliminate susceptible infectious microorganisms or to prevent new infection, for a sufficient time period to accomplish the desired goal. The skilled artisan will appreciate that the following estimated dose ranges are adjustable based on clinical response, as well as accounting for the relative amount of the phenicol antibiotic release from each respective prodrug compound. For example, for subcutaneous administration, the inventive compounds are generally administered at a dose ranging from about 1 mg to about 150 mg/kg of body weight. Frequency of administration can also range from a single dose per day to multiple doses per day. For oral administration, the dose will preferably be administered once per day.

[0061] Dosage amount and interval may be adjusted individually to provide plasma levels of the compound that are sufficient to maintain a concentration above or equal to the MIC or any other desired level. Such plasma levels are often referred to as minimum effective concentrations (MECs). The MEC will vary for each compound but can be estimated from *in vitro* data, *e.g.*, the concentration necessary to achieve greater than 80% inhibition of a microbial population. The MEC may be ascertained using the assays described herein.

Dosages necessary to achieve the MEC will depend on the individual characteristics of the compound and/or on the animal and/or route of administration. HPLC assays or bioassays can be used to determine plasma concentrations of the compound and/or its corresponding active product.

[0062] Dosage intervals can also be determined using MEC value. Compounds should be administered using a regimen that maintains plasma levels above the MEC for 10-90% of the time.

[0063] In cases of local administration or selective uptake, the effective local concentration of the drug may not be related to plasma concentration and other procedures known in the art may be employed to determine the correct dosage amount and interval.

[0064] The compositions may be administered once daily or divided into multiple doses. Often only one dose will be sufficient to treat the infection. In some circumstances one dose

followed by a second dose 48 hours later will be required to treat the animal. The precise dose will depend on the stage and severity of the infection, the susceptibility of the infecting organism to the composition, and the individual characteristics of the animal species being treated, as will be appreciated by one of ordinary skill in the art.

5 [0065] The amount of a composition administered will, of course, be dependent on the patient being treated, pathogen or bacteria causing the infection, the severity of the infection, the manner of administration, *i.e.*, oral, intravenous, topical, etc., and the judgment of the prescribing physician, veterinarian, etc.

[0066] The inventive compound will generally be administered at a dose ranging from about
10 1 mg to about 150 mg/kg body weight in cattle, when using the subcutaneous route. Preferably, the dose ranges from about 20 mg to about 70 mg/kg body weight. More preferably, the dose is about 60 mg/kg. However, when the inventive compound is administered via the intra-muscular (IM) route, the dose is preferably administered twice, with the administration of the second dose being about 24 to about 48 hours after the administration
15 of the first dose.

[0067] In swine, the inventive compound will generally be administered in a dose ranging from about 10 mg to about 150 mg/kg body weight. Preferably the dose ranges from about 20 mg to 70 mg/kg body weight. In accordance with this invention, the prodrug is preferably administered to swine via their drinking water.

20 [0068] In poultry, the inventive compound will generally be administered in a dose ranging from about 10 mg to 150 mg/kg body weight. Orally, the prodrug will be administered in drinking water daily, for as long as is clinically indicated, *e.g.*, for from about three to about seven days. In all the above cases, the prodrugs in drinking water can be administered either in a "bulk tank" or in a "proportioner". The final concentration will generally range from 50
25 mg/gallon to 700 mg/gallon. Preferably, the concentration ranges from about 100 mg/gallon to about 600 mg/gallon. More preferably, the final concentration is about 500 mg/gallon. Such administration of prodrugs in drinking water may continue for a period ranging from 1 to 10 days. More preferably, it will continue for 5 consecutive days, or until the symptoms of respiratory disease are under control.

Administration to Aquatic Animals

[0069] An embodiment of the invention includes methods of eliminating, reducing or preventing bacterial infections in fish or aquatic invertebrates. The methods include administering an effective amount of a compound of the invention to an aquatic animal in need thereof. In most aspects of this embodiment, administering is achieved by either feeding the animal an effective amount of the inventive compound or by immersing the animal or animal population in a solution which contains an effective amount of the active compound in solution. It is to be further understood that the inventive compound can be administered by application of the drug to a pool or other water-holding area containing the animal, and allowing the animal to absorb the compound through their gills or otherwise allowing the dosage of the inventive compound to be taken in. For individual treatment of specific animals, such as a particular fish, *e.g.*, in a veterinary or aquarium setting, direct injection or injection of osmotic release devices comprising the inventive compound, alone or in combination with other agents, is an optional method of administering the inventive compound.

[0070] The dose of the inventive compounds that is effective for reducing, eliminating, or preventing the bacterial infection in fish or other aquatic species can be routinely determined by a veterinarian using the parameters and methods discussed *supra* for other types of animals, although it may vary depending on the species of fish treated, the particular microorganisms involved, and the degree of infection. For aquaculture indications, the inventive compounds will generally be administered at a dosage of about 1 mg/kg to about 70 mg/kg, and preferably from 10 mg/kg to 30 mg/kg. Suitable routes of administering include: intravenously, subcutaneously, intramuscularly and/or by spraying or dipping the aquatic species as needed, and/or by directly adding the compound into the water in a holding volume.

[0071] For oral administration, the inventive compounds may be administered at the doses specified above from about 10 to about 15 days.

[0072] While the active ingredient can be administered separately from food, it is contemplated that in a preferred aspect that the active will be incorporated into the fish feed. A medicated fish feed may be prepared by incorporating a suitable amount of compound of the present invention into a commercially available fish feed product to achieve the desired dosing levels. The amount of compound of the present invention incorporated into the fish

feed will depend on the rate at which the fish are fed. For fish fed at the rate of about 0.2% to 4% of biomass/day, the medicated feed preferably contains from about 50 to 10,000 mg per kg of feed, and more preferably, from about 100 to 2,000 mg per kg of feed.

[0073] Although compounds of the present invention can be incorporated into a feed mixture prior to pelleting, the medicated feed is preferably formed by coating feed pellets with compound of the present invention.

[0074] Any fish species, including fresh water and salt water varieties, as well as invertebrate aquatic species, an enumerated hereinabove, can be treated with the compounds of the present invention to treat or prevent bacterial infections.

10 **Combinations with Other Agents and Treatment Modalities**

[0075] It is also contemplated to administer the inventive prodrug compounds in combination, simultaneously, or sequentially (*e.g.* in the same composition or in separate compositions) with other useful art-known medicinal agents. Such medicinal agents include, *e.g.*, other microbiocides, *e.g.*, antibiotics, antifungals, and antivirals, ecto- and endoparasiticides, and so forth, as well as nutritional supplements, feed additives and the like. For example, it is contemplated to administer any art-known standard (non-prodrug) phenicol such as florfenicol, chloramphenicol or thiamphenicol themselves in combination with the inventive compounds. Processes for the manufacture of these antibiotic compounds, and intermediates useful in such processes, are described in U.S. Patents 4,311,857; 4,582,918; 4,973,750; 4,876,352; 5,227,494; 4,743,700; 5,567,844; 5,105,009; 5,382,673; 5,352,832; and 5,663,361, hereby incorporated by reference. Other analogs and/or prodrugs of chloramphenicol and thiamphenicol have been disclosed and such analogs also can be used in the compositions and methods of the present invention [*see e.g.*, U.S. Patent 7,041,670, and U.S. Patent 7,153,842, both of which are hereby incorporated by reference in their entireties].

25 When the antibiotic compound is florfenicol, the concentration of florfenicol typically is from about 10% to about 50%, with the preferred level between about 20% and about 40%, even more preferred being at least about 30% (in these cases, given as w/w in the case of solid compositions and w/v in the case of liquid compositions).

[0076] Another useful antibiotic compound for use in a combination with the inventive compounds is tilmicosin. Tilmicosin is a macrolide antibiotic that is chemically defined as 20-dihydro-20-deoxy-20-(*cis*-3,5-dimethylpiperidin-1-yl)-desmycosin and which is reportedly

disclosed in U.S. Patent 4,820,695, hereby incorporated by reference. Also disclosed in U.S. Patent 4,820,695 is an injectable, aqueous formulation comprising 50% (by volume) propylene glycol, 4% (by volume) benzyl alcohol, and 50 to 500 mg/ml of active ingredient. Tilmicosin may be present as the base or as a phosphate. Tilmicosin has been found to be
5 useful in treatment of respiratory infections, particularly *Pasteurella haemolytica* infections in cattle when administered by injection over a 4 day treatment period. Accordingly, tilmicosin may be used in treatment of, for example, neonatal calf pneumonia and bovine respiratory disease. When tilmicosin is present, it is present in an amount of about 1% to about 50% w/v, preferably 10% to about 50%, and in a particular embodiment, 30%.

10 [0077] Another useful antibiotic for use in combination with the inventive compounds is tulathromycin. Tulathromycin may be prepared in accordance with the procedures set forth in U.S. Patent No. 6,825,327, which is hereby incorporated by reference in its entirety. Tulathromycin may be present in injectable dosage forms at concentration levels ranging from about 5.0% to about 70% by weight. Tulathromycin is most desirably administered in
15 dosages ranging from about 0.2 mg per kg body weight per day (mg/kg/day) to about 200 mg/kg/day in single or divided doses (*i.e.*, from 1 to 4 doses per day), and more preferably 1.25, 2.5 or 5 mg/kg once or twice weekly, although variations will necessarily occur depending upon the species, weight and condition of the subject being treated. Tulathromycin may be present in injectable dosage forms at concentration levels ranging from about 5.0% to
20 about 70% by weight (w/v).

[0078] Another useful antibiotic for use in combination with the inventive compounds is the fluoroquinolones family of antibiotics, such as, for example, enrofloxacin, danofloxacin, difloxacin, orbifloxacin and marbofloxacin. In the case of enrofloxacin, it may be administered in a concentration of about 100 mg/ml. danofloxacin may be present in a
25 concentration of about 180 mg/ml.

[0079] Other useful macrolide antibiotics for use in combination with the inventive compounds include compounds from the class of ketolides, or, more specifically, the azalides. Such compounds are described in, for example, U.S. Patents 6,514,945, 6,472,371, 6,270, 768, 6,437,151 and 6,271,255, U.S. Patents 6,239,112, 5,958,888, and U.S. Patents 6,339,063 and
30 6,054,434, all of which are hereby incorporated by reference in their entireties.

[0080] Other useful antibiotics for use in combination with the inventive compounds include the tetracyclines, particularly chlortetracycline and oxytetracycline.

[0081] Other antibiotics may include *beta*-lactams such as one of the penicillins, *e.g.*, penicillin G, penicillin K, ampicillin, amoxicillin, or a combination of amoxicillin with
5 clavulanic acid or other *beta*-lactamase inhibitors. Additional particular *beta*-lactams include the cephalosporins such as, for example, ceftiofur, cefquinome, *etc.*

[0082] Additionally, the present invention optionally includes a composition for the treatment of a microbial and parasitic infection in an animal that comprises one or more of the above-listed antibiotics admixed and/or in combination with one or more of the inventive
10 compounds, and an optional carrier and/or excipient.

[0083] For all of the methods and the inventive compounds described herein, it is also contemplated that the identified compounds are readily employed in combination with one or more art-known agents for killing or controlling various types of parasites, *e.g.*, including all of the ecto- and endoparasites described herein. Thus, although the inventive compounds and
15 methods are preferred over previously known agents and methods of using previously known agents, in certain optional embodiments they are contemplated to be employed in combination, simultaneously, or sequentially (*e.g.* in the same composition or in separate compositions), with other art-known agents or combinations of such art-known agents employed for killing or controlling various types of pests.

[0084] These additional agents for use in combination with the inventive compounds include, for example, art-known anthelmintics, such as, for example, avermectins (*e.g.* ivermectin, moxidectin, milbemycin), benzimidazoles (*e.g.* albendazole, triclabendazole), salicylanilides (*e.g.* closantel, oxyclozanide), substituted phenols (*e.g.* nitroxylin),
20 pyrimidines (*e.g.* pyrantel), imidazothiazoles (*e.g.* levamisole) and praziquantel.

[0085] Additional art-known agents for killing or controlling pests for use in combination with the inventive compounds include the organophosphate pesticides. This class of pesticides has very broad activity, *e.g.* as insecticides and, in certain instances, anthelmintic activity. Organophosphate pesticides include, *e.g.*, dicrotophos, terbufos, dimethoate, diazinon, disulfoton, trichlorfon, azinphos-methyl, chlorpyrifos, malathion, oxydemeton-
25 methyl, methamidophos, acephate, ethyl parathion, methyl parathion, mevinphos, phorate, carbofenthion, phosalone, to name but a few such compounds. It is also contemplated to
30

include combinations of the inventive methods and compounds with carbamate type pesticides, including, *e.g.*, carbaryl, carbofuran, aldicarb, molinate, methomyl, etc., as well as combinations with the organochlorine type pesticides. It is further contemplated to include combinations with biological pesticides, including *e.g.* repellents, the pyrethrins (as well as
5 synthetic variations thereof, *e.g.*, allethrin, resmethrin, permethrin, tralomethrin), and nicotine, that is often employed as an acaricide. Other contemplated combinations are with miscellaneous pesticides including: *Bacillus thuringiensis*, chlorobenzilate, formamidines, (*e.g.* amtitaz), copper compounds, *e.g.*, copper hydroxide, cupric oxychloride sulfate, cyclotron, cypermethrin, dicofol, endosulfan, esenfenvalerate, fenvalerate, lambda-
10 cyhalothrin, methoxychlor and sulfur.

[0086] In addition, for all of the methods and new compounds described herein, it is further contemplated that the identified compounds can be readily employed in combination with synergists such as piperonyl butoxide (PBO) and triphenyl phosphate (TPP); and/or with
15 Insect Growth Regulators (IGRs) and Juvenile Hormone Analogues (JHAs) such as diflubenzuron, cyromazine, methoprene, etc., thereby providing both initial and sustained control of parasites (at all stages of insect development, including eggs) on the animal subject, as well as within the environment of the animal subject.

[0087] Combinations with cyclodienes, ryania, KT-199 and/or older art-known anthelmintic agents, such as avermectins (*e.g.*, ivermectin, moxidectin, milbemycin), benzimidazoles (*e.g.*,
20 albendazole, triclabendazole), salicylanilides (*e.g.*, closantel, oxyclozanide), substituted phenols (*e.g.*, nitroxynil), pyrimidines (*e.g.*, pyrantel), imidazothiazoles (*e.g.*, levamisole), praziquantel and some organophosphates such as naphthalophos and pyraclofos, are also contemplated to be employed in such combinations.

[0088] In particular, additional antiparasitic compounds useful within the scope of the
25 present invention are preferably comprised of the class of avermectin compounds. As stated above, the avermectin family of compounds is a series of very potent antiparasitic agents known to be useful against a broad spectrum of endoparasites and ectoparasites in mammals.

[0089] A preferred compound for use in combination with the inventive compounds within the scope of the present invention is ivermectin. Ivermectin is a semi-synthetic derivative of
30 avermectin and is generally produced as a mixture of at least 80% 22,23-dihydroavermectin B_{1a} and less than 20% 22,23-dihydroavermectin B_{1b}. Ivermectin is disclosed in U.S. Patent

4,199,569, hereby incorporated by reference. Ivermectin has been used as an antiparasitic agent to treat various animal parasites and parasitic diseases since the mid-1980s.

[0090] Abamectin is an avermectin that is disclosed as avermectin B_{1a}/B_{1b} in U.S. Patent 4,310,519, which is hereby incorporated by reference in its entirety. Abamectin contains at least 80% of avermectin B_{1a} and not more than 20% of avermectin B_{1b}.

[0091] Another preferred avermectin is doramectin also known as 25-cyclohexyl-avermectin B₁. The structure and preparation of doramectin, is disclosed in U.S. Patent 5,089,480, which is hereby incorporated by reference in its entirety.

[0092] Another preferred avermectin is moxidectin. Moxidectin, also known as LL-F28249 alpha is known from U.S. Patent 4,916,154, which is hereby incorporated by reference in its entirety.

[0093] Another preferred avermectin is selamectin. Selamectin is 25-cyclohexyl-25-de(1-methylpropyl)-5-deoxy-22,23-dihydro-5-(hydroxyimino)-avermectin B₁ monosaccharide.

[0094] Milbemycin, or B₄₁, is a substance which is isolated from the fermentation broth of a milbemycin producing strain of *Streptomyces*. The microorganism, the fermentation conditions and the isolation procedures are more fully described in U.S. Patents 3,950,360 and 3,984,564.

[0095] Emamectin (4"-deoxy-4"-*epi*-methylaminoavermectin B₁), which can be prepared as described in U.S. Patent 5,288,710 or 5,399,717, is a mixture of two homologues, 4"-deoxy-4"-*epi*-methylaminoavermectin B_{1a} and 4"-deoxy-4"-*epi*-methylaminoavermectin B_{1b}. Preferably, a salt of emamectin is used. Non-limiting examples of salts of emamectin which may be used in the present invention include the salts described in U.S. Patent 5,288,710, *e.g.*, salts derived from benzoic acid, substituted benzoic acid, benzenesulfonic acid, citric acid, phosphoric acid, tartaric acid, maleic acid, and the like. Most preferably, the Emamectin salt used in the present invention is emamectin benzoate.

[0096] Eprinomectin is chemically known as 4"-*epi*-Acetylamino-4"-deoxy-avermectin B₁. Eprinomectin was specifically developed to be used in all cattle classes and age groups. It was the first avermectin to show broad-spectrum activity against both endo- and ecto-parasites while also leaving minimal residues in meat and milk. It has the additional advantage of being highly potent when delivered topically.

[0097] The compositions of the present invention optionally comprise combinations of one or more of the following antiparasite compounds (parasiticides):

The antiparasite imidazo[1,2-b]pyridazine compounds as described by U.S. Patent Application Publication No. 2005/0182059, incorporated by reference herein.

5 The antiparasite 1-(4-mono and di-halomethylsulphonylphenyl)-2-acylamino-3-fluoropropanol compounds, as described by U.S. Patent Application Publication No. 2005/0182139, incorporated by reference herein.

10 The antiparasite trifluoromethanesulfonamide oxime ether derivative compounds, as described by U.S. Patent Application Publication No. 2006/0063841, incorporated by reference herein.

The antiparasite phenyl-3-(1H-pyrrol-2-yl)acrylonitrile compounds, as described by U.S. Patent Application Publication No. 2006/0128779, incorporated by reference herein.

15 The antiparasite N-[(phenyloxy)phenyl]-1,1,1-trifluoromethanesulfonamide and N-[(phenylsulfanyl)phenyl]-1,1,1-trifluoromethanesulfonamide derivatives, as described by U.S. Patent Application Publication No. 2006/0281695, incorporated by reference herein.

20 The antiparasite N-phenyl-1,1,1-trifluoromethanesulfonamide hydrazone compounds, as described by U.S. Patent Application Publication No. 2007/0238700, incorporated by reference herein.

[0098] The compositions of the present invention may also be employed in combination with a flukicide. Suitable flukicides include, for example, triclabendazole, fenbendazole, albendazole, clorsulon and oxibendazole. It will be appreciated that the above combinations may further include combinations of antibiotic, antiparasitic and anti-fluke active compounds.

25 [0099] In addition to the above combinations, it is also contemplated to provide combinations of the inventive methods and compounds, as described herein, with other animal health remedies such as trace elements, anti-inflammatories, anti-infectives, hormones,

dermatological preparations, including antiseptics and disinfectants, and immunobiologicals such as vaccines and antisera for the prevention of disease.

[0100] For example, such antinfectives include one or more antibiotics that are optionally co-administered during treatment using the inventive compounds or methods, *e.g.*, in a
5 combined composition and/or in separate dosage forms. Art-known antibiotics suitable for this purpose include, for example, those listed hereinabove.

[0101] Further, it is also contemplated that the inventive methods and compounds be advantageously employed in combination, simultaneously or sequentially, with art-known animal health remedies *e.g.*, trace elements, vitamins, anti-inflammatories, anti-infectives and
10 the like, in the same or different compositions.

[0102] Suitable anti-inflammatory agents include, *e.g.*, both steroidal and non-steroidal anti-inflammatory agents. Non-steroidal anti-inflammatory agents, including their racemic mixtures or individual enantiomers where applicable, can include ibuprofen, flurbiprofen, ketoprofen, aclofenac, diclofenac, aloxiprin, aproxen, aspirin, diflunisal, fenoprofen,
15 indomethacin, mefenamic acid, naproxen, phenylbutazone, piroxicam, salicylamide, salicylic acid, sulindac, desoxysulindac, tenoxicam, tramadol, ketoralac, flufenisal, salsalate, triethanolamine salicylate, aminopyrine, antipyrine, oxyphenbutazone, apazone, cintazone, flufenamic acid, clonixeril, clonixin, meclofenamic acid, flunixin, colchicine, demecolcine, allopurinol, oxypurinol, benzydamine hydrochloride, dimefadane, indoxole, intrazole,
20 mimbane hydrochloride, paranylene hydrochloride, tetrydamine, benzindopyrine hydrochloride, fluprofen, ibufenac, naproxol, fenbufen, cinchophen, diflumidone sodium, fenamole, flutiazin, metazamide, letimide hydrochloride, nexeridine hydrochloride, octazamide, molinazole, neocinchophen, nimazole, proxazole citrate, tesicam, tesimide, tolmetin, and triflumidate.

[0103] In a particular embodiment, a compound of the present invention is employed in combination with flunixin, [*see, e.g.*, U.S. Patent 6,790,867 B2, which is hereby incorporated by reference in its entirety.] In a related embodiment, the present invention provides a pharmaceutical composition comprising a compound of the present invention and flunixin.

[0104] Steroidal anti-inflammatory agents include, for example, glucocorticoid agents such as dexamethasone, cortisone, hydrocortisone, prednisone, beclomethasone, betamethasone,
30 flunisolide, methyl prednisone, para methasone, prednisolone, triamcinolone, alclometasone,

amcinonide, clobetasol, fludrocortisone, diflurosone diacetate, fluocinolone acetonide, fluoromethalone, flurandrenolide, halcinonide, medrysone, mometasone, and pharmaceutically acceptable salts and mixtures thereof.

Packaging

5 [0105] The compositions may, if desired, be presented in a pack, sachet or dispenser device, such as an FDA approved kit, which may contain one or more unit dosage forms containing the active ingredient. The pack may for example comprise metal or plastic foil, such as a blister pack. The pack or dispenser device may be accompanied by instructions for administration. The pack or dispenser may also be accompanied by a notice associated with
10 the container in a form prescribed by a governmental agency regulating the manufacture, use or sale of pharmaceuticals, which notice is reflective of approval by the agency of the form of the compositions or of human or veterinary administration. Such notice, for example, may be of the labeling approved by the U.S. Food and Drug Administration for prescription drugs or of an approved product insert. Compositions comprising a compound of the invention
15 formulated in a compatible pharmaceutical carrier may also be prepared, placed in an appropriate container, and labeled for treatment of an indicated condition. In an optional embodiment, the packaging comprises glass or plastic vials or other containers comprising multiple doses.

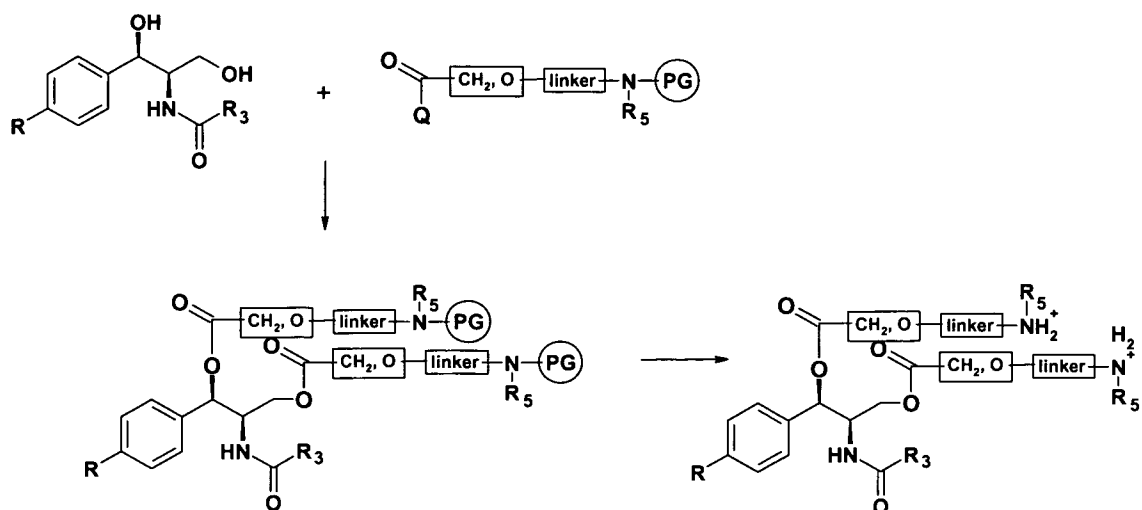
[0106] The following is a general description of a process that may be used to prepare
20 compounds of the present invention:

[0107] Carbonates and esters of chloramphenicol, thiamphenicol or an analog of either bearing a terminal nitrogen based positively charged nitrogen functionality can be conveniently prepared by reaction of the phenicol in question with appropriately activated carboxylic acids or alkoxycarbonic acid reagents. These reagents can be prepared by
25 generally known methods described in the literature (e.g. "March's Advanced Organic Chemistry: Reactions, Mechanisms, and Structure", 5th Edition Michael B. Smith, Jerry March, January 15, 2001; Wiley-Interscience).

[0108] One strategy for preparation of these carbonates and esters bearing a terminal nitrogen based positively charged nitrogen functionality employs the use of an appropriately
30 protected amino functionality as shown in the Scheme 1 below (a large selection of protecting groups PG for amino group protection and methods for using them is described in "Protective

Groups in Organic Synthesis”, Theodora W. Greene, Peter G. M. Wuts; May 15, 1999 Wiley-Interscience)

Scheme 1

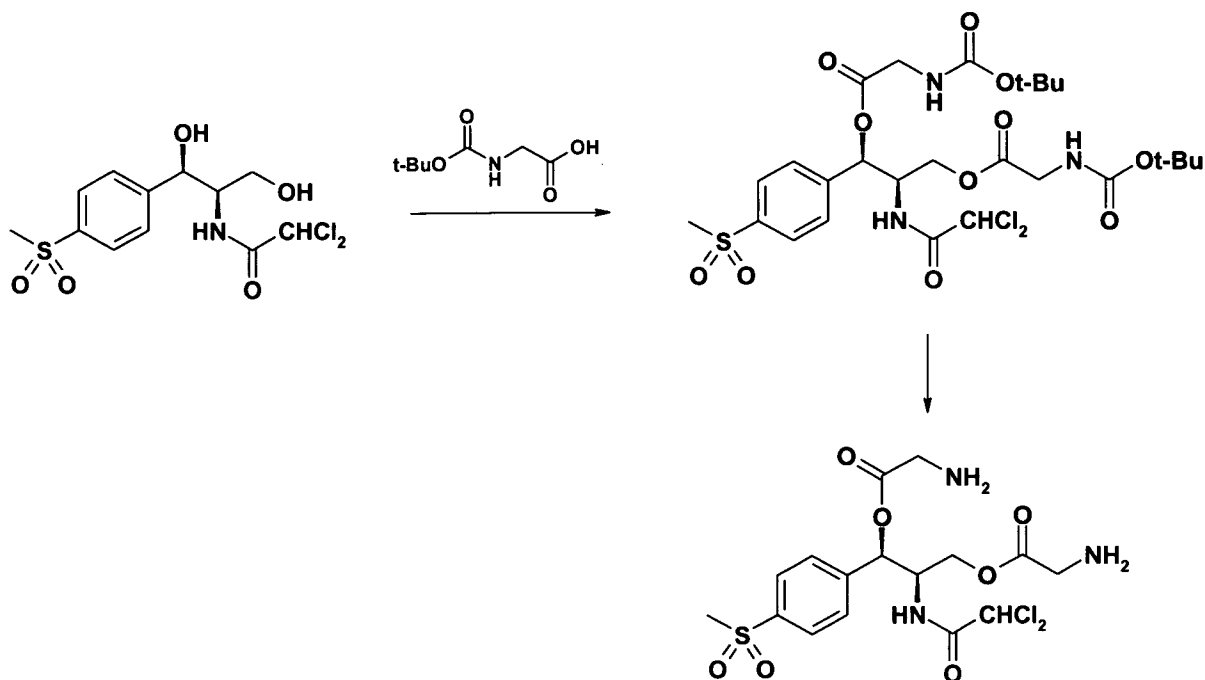


- 5 [0109] Chloramphenicol, thiamphenicol, or an analog of either, is reacted with the activated carboxylic acid reagent (e.g., acyl chloride, acyl imidazolide, carboxylic acid hydroxysuccinimide ester, carboxylic acid perfluorophenol ester, carboxylic acid carbodiimide adduct and like) or activated alkoxy carbonic acid reagent (chloroformate or an alternative carbonating reagent having leaving group other than chloride – vide *supra*) with
- 10 the nucleophilic displacement of group Q (when R₃ = CH₂NH₂ a protection of the amino group is necessary before functionalization of hydroxy groups). Most common reagents of this type utilize Q=chlorine. The reaction may be facilitated by the addition of a catalyst like a trialkylamine, pyridine, a 4-alkylpyridine, a 4-diaminoalkylpyridine or a combination thereof. Alternatively the carboxylic acid can be activated in situ by addition of the
- 15 appropriate activating reagent to the reaction mixture containing the phenicol in question and the carboxylic acid. Formation of the initial ester or carbonate intermediate can be conveniently performed in variety of solvents. Suitable solvents include, for example, chlorinated solvents such as dichloromethane and 1,2-dichloroethane; ester solvents such as ethyl acetate, isopropyl acetate, isoamyl acetate, ethylene glycol diacetate, propylene glycol diacetate, glycerol triacetate; monoether solvents such as diethyl ether, diisopropyl ether, methyl tert-butyl ether; polyether solvents such as ethylene glycol ethers, dimethyl ethylene glycol ether, diethylene glycol ethers: diethyleneglycol dimethyl ether, diethylene glycol diethyl ether; formaldehyde acetal ethers such as dimethoxymethane, diethoxymethane,
- 20

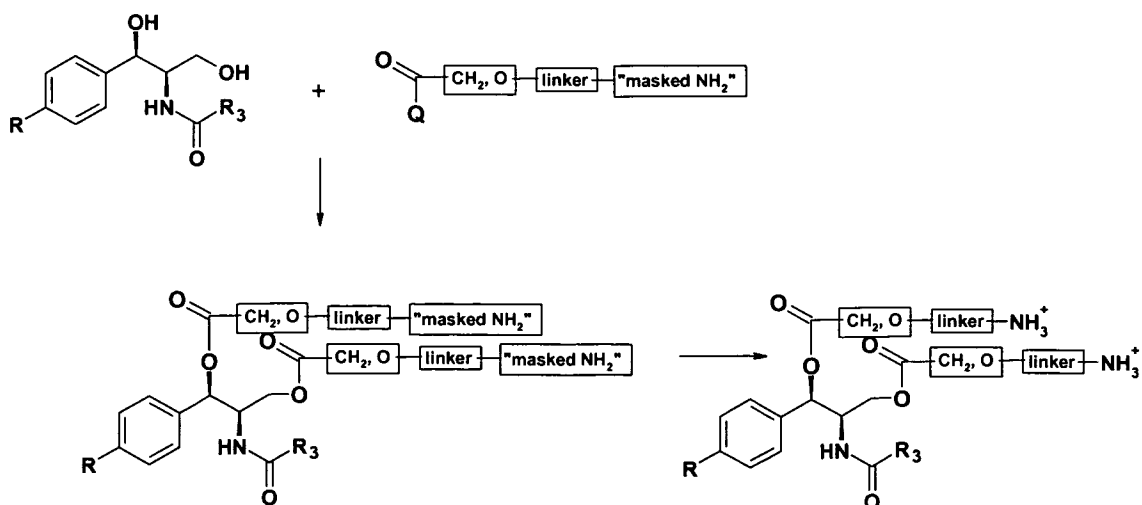
dibutoxymethane; cyclic ethers such as tetrahydrofuran, 1,3-dioxolane, 1,4-dioxane; ketone solvents such as acetone, methyl ethyl ketone, methyl isobutyl ketone; mixed ether/ester solvents as represented by monoethers of ethylene and diethylene glycol such as 2-methoxyethyl acetate, 2-ethoxyethyl acetate, 2-(methoxy-ethoxy)ethyl acetate, 2-(ethoxy-ethoxy)ethyl acetate. The examples provided below exemplify the use of tetrahydrofuran as the solvent.

[0110] Typically the reaction is conducted by adding 2.5-3.0 equivalents of corresponding chloroformate or other reactive alkoxy-carbonic acid derivative in tetrahydrofuran solution to the tetrahydrofuran solution containing a phenicol, 2.0 equivalents of triethylamine and 1.0 equivalent of 4-N,N-dimethylaminopyridine at 0° C and allowing the reaction to proceed to completion.

[0111] After formation of the terminal amine protected ester or carbonate of chloramphenicol, thiamphenicol or an analog of either, the deprotection of the amine functionality is performed by a standard deprotection method depending on the character of the protecting group. For acid-sensitive protecting groups the deprotection can lead directly to the desired salt form (e.g., hydrochloride when the appropriate acid is used for deprotection. When the deprotection method produces the free amine the desired salt form can be prepared by adding the acid to the reaction mixture or by performing conversion of the amine to the appropriate salt in a separate step.

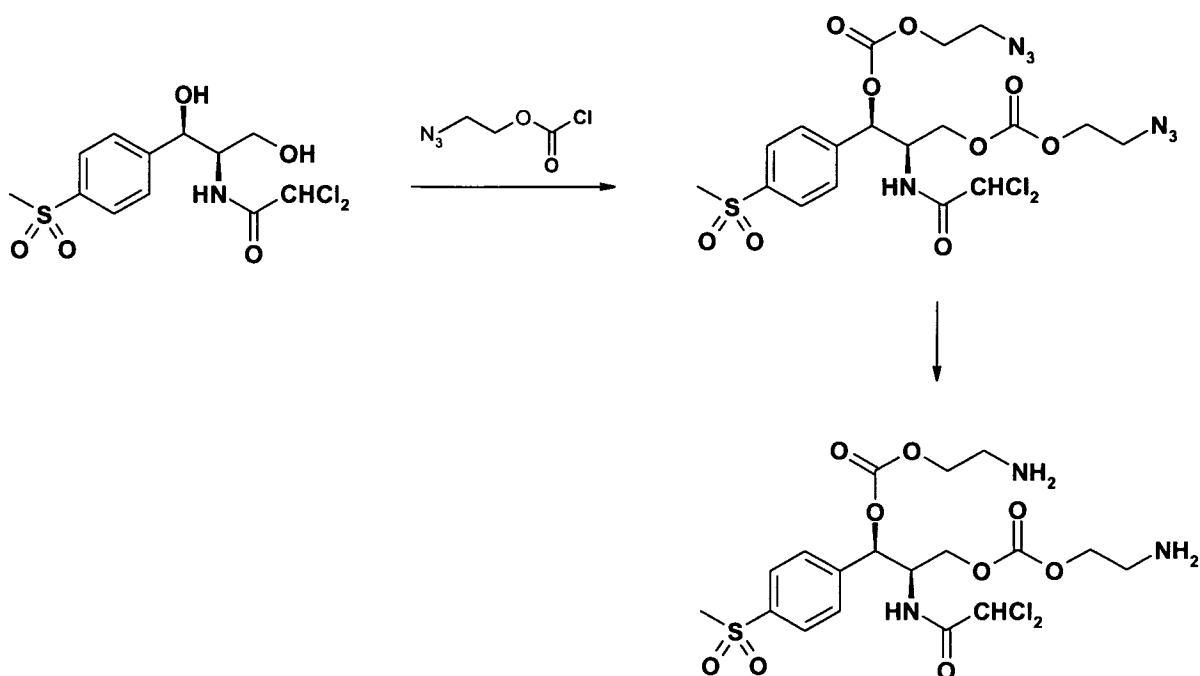
Scheme 2

- [0112] An alternative strategy for preparation of carbonates and ester prodrugs bearing a terminal nitrogen-based positively charged functionality may involve a nitrogen-containing “masked amine” functionality which is in a later stage converted into desired amine.
- 5 “masked amine” functionality which is in a later stage converted into desired amine. Examples of typical nitrogen-containing functionalities for this purpose (and respective methods from conversions into amine) are: nitro (reduction), azido (reduction), nitrile (reduction to CH_2NH_2) and primary amide (Curtius rearrangement).

Scheme 3

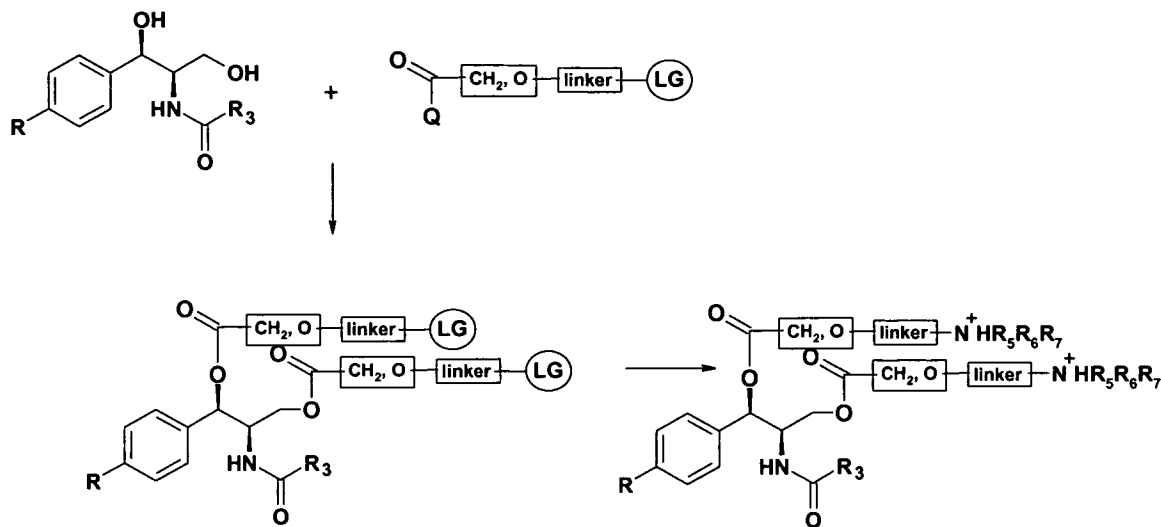
[0113] The following example shows preparation of a specific compound of the present invention using thiamphenicol as the starting material for preparations of corresponding thiamphenicol prodrugs. Analogous preparations can be applied to chloramphenicol and its analogs and to thiamphenicol analogs provided that the reaction schemes are designed with regard to the compatibility of functional group interconversions.

Scheme 4

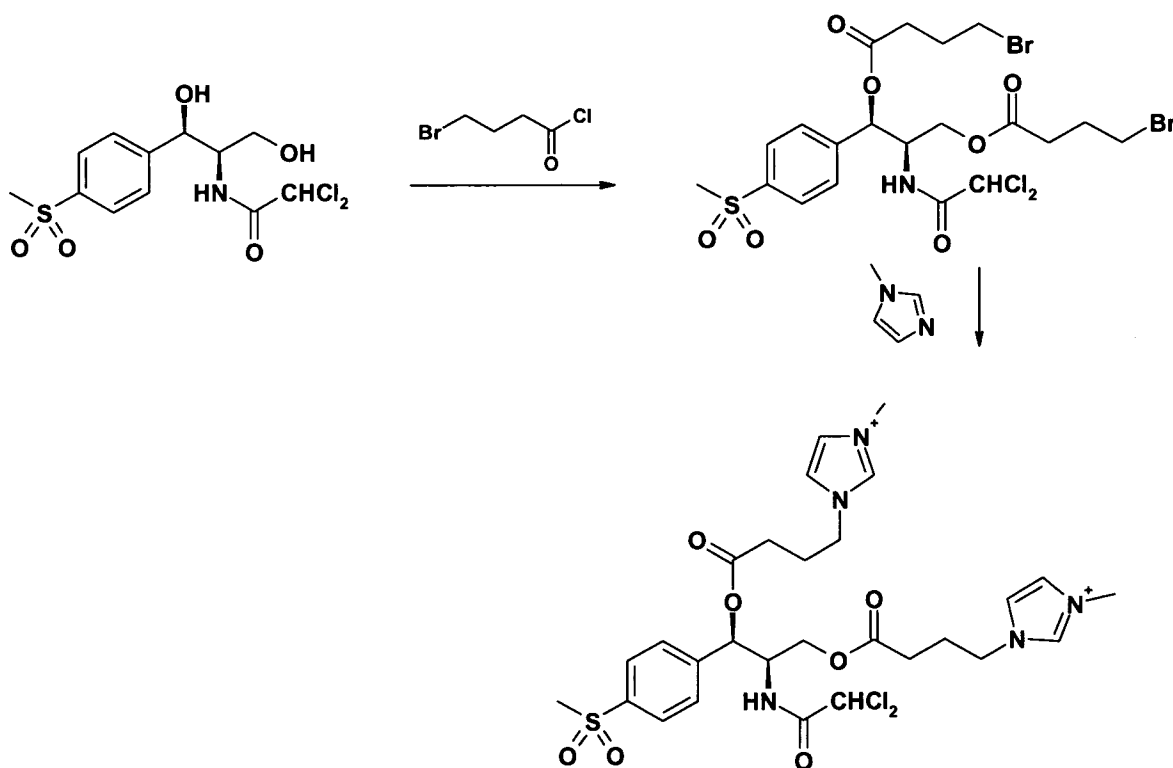


[0114] Another convenient strategy for preparation of the prodrugs of the present invention involves displacement of the leaving group LG on the carbonate or ester moiety attached to the phenicol compound. This approach can be particularly convenient for prodrug moieties bearing a quaternary ammonium nitrogen but it can be also used for the introduction of other amino functionalities.

Scheme 5

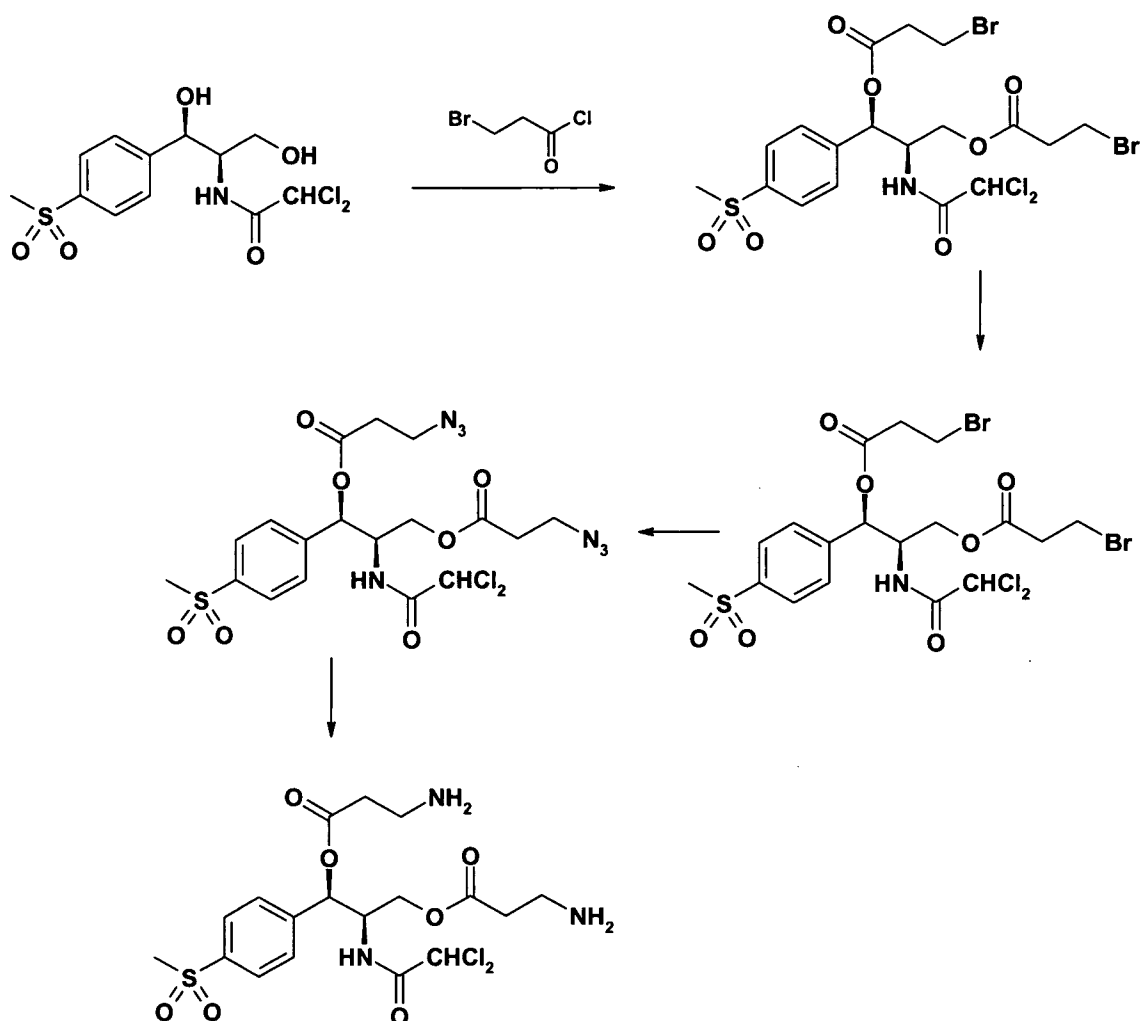


Scheme 6



5

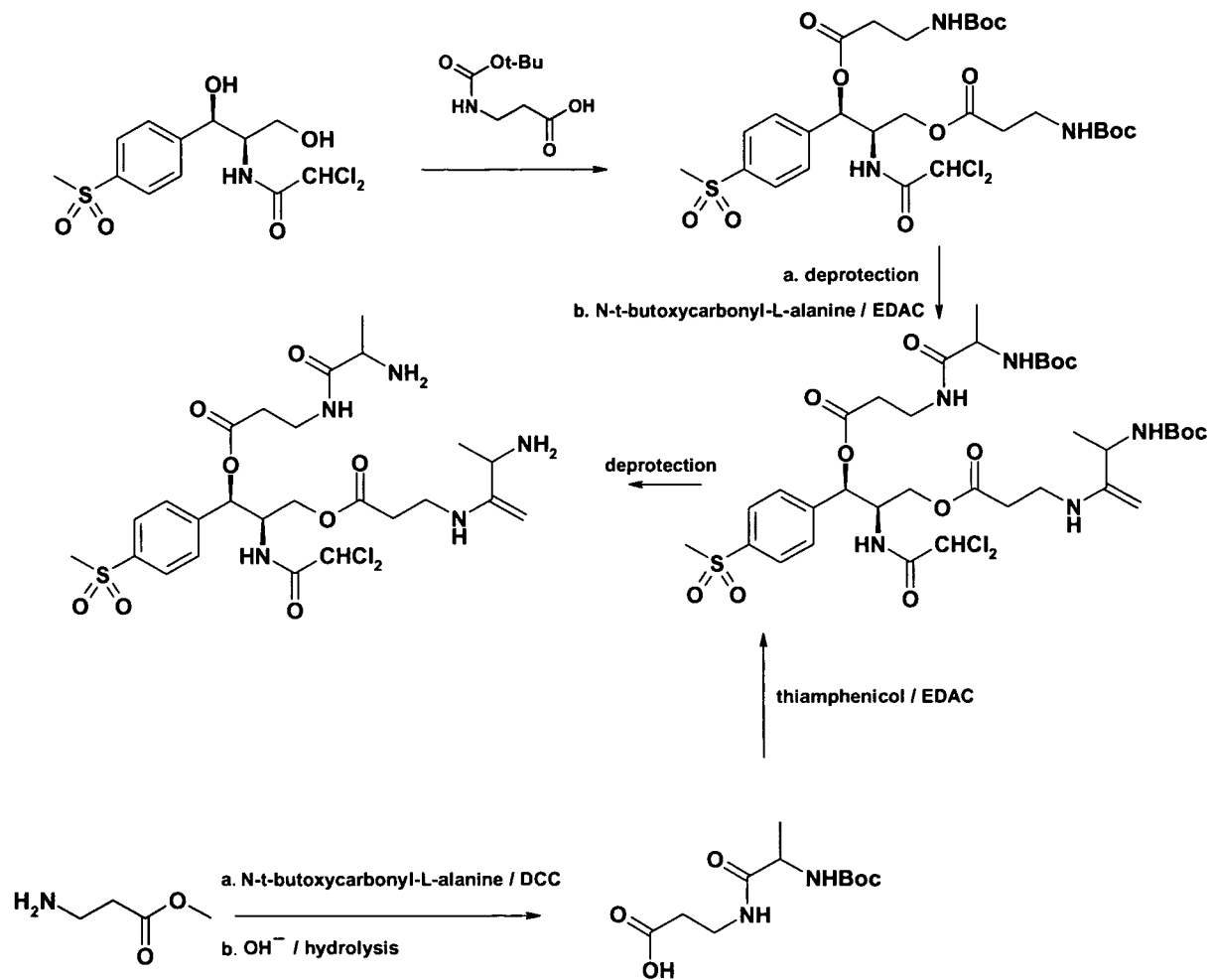
[0115] A convenient method for preparation of the amino acid ester prodrug of thiamphenicol may utilize a combination of methods from Schemes 3 and 5 as shown below for the preparation of a thiamphenicol prodrug:

Scheme 7

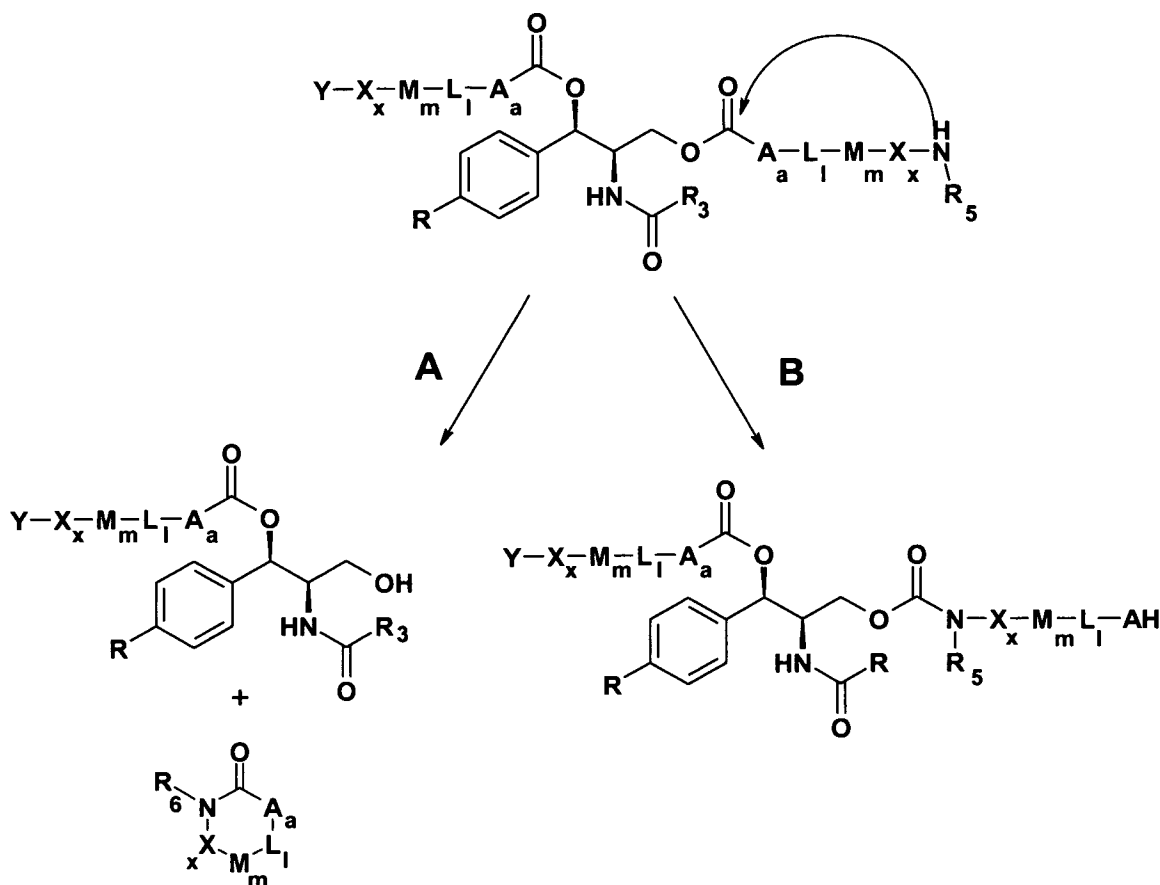
[0116] For the preparation of ester prodrugs which contain an alpha-amino acid that is not directly attached to the phenicol in question at least two general strategies can be employed. In one strategy the distal amino acid is incorporated into the prodrug moiety before attaching it to the phenicol while in the other one the attachment of the distal amino acid can be performed after attaching the first fragment of the prodrug moiety to the phenicol.

[0117] The two strategies which can be conveniently used for preparation of such prodrugs are exemplified in Scheme 8.

Scheme 8



Stability of prodrugs and parent phenicol release

Scheme 9

- 5 [0118] A non-enzymatic release of chloramphenicol or thiamphenicol or an analog of either can take place when there is a possibility of intramolecular displacement of the phenicol in question by the terminal amine functionality (Scheme 9, route A). The rates of such processes depend greatly on the substrate and the pH of the solution. For this displacement to occur the terminal amine needs to be primary or secondary and the pH needs to be sufficiently high to
- 10 allow for the unprotonated amine to exist in unprotonated form in meaningful concentration. Additionally the sum of $x + m + 1 + a$ needs to be 3 or 4 to allow easy formation of the 5 or 6-membered ring upon cyclization. Substitution of the terminal amine also can affect the rate of such cyclization mediated release of the phenicol dramatically. Acylation of the amine entirely prevents such cyclization while alkyl substitution can slow the cyclization
- 15 considerably relative to the unsubstituted primary amine. The ability to undergo cyclization and release the phenicol in question can largely determine the stability of prodrugs when the

pH of the aqueous solution is adjusted from original acidic pH for aqueous solutions of crude hydrochlorides of a prodrug to close to the physiological pH of 7.4. Prodrug moieties at secondary alcohol group can be subject to analogous cyclization mediated release of the parent phenicol.

5 [0119] A phenicol release induced by a change of pH when the prodrug solution that has been given orally reaches the intestine is entirely acceptable from the standpoint of the oral bioavailability of the phenicol. Depending on the rate of release of the phenicol after intestinal pH adjustment of the ingested prodrug solution, the release and absorption of free phenicol may be responsible for varying degrees of bioavailability of it from different soluble
10 prodrugs. For more stable prodrugs a major component of the oral bioavailability of the phenicol may be due to the oral absorption of intact prodrug followed by fast systemic release by an enzymatically mediated process.

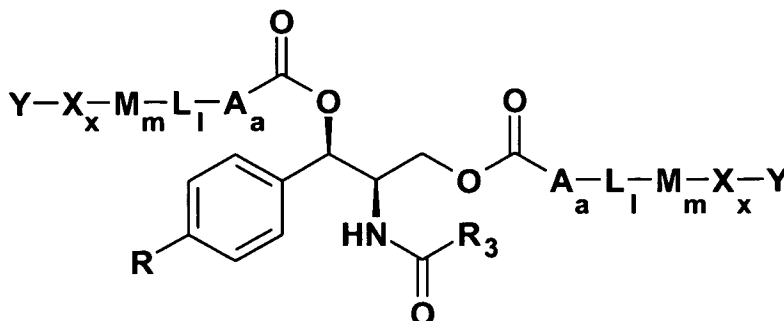
[0120] A competing process induced by the change of the pH of the prodrug solution, which is only possible for carbonate prodrugs (A= oxygen, Scheme 9, route B), also occurs by the
15 initial nucleophilic attack of the terminal primary secondary amine on the carbonyl functionality linking the prodrug moiety to the phenicol residue. Prodrug moieties at secondary alcohol group can also be subject to analogous undesired rearrangement of the prodrug.

[0121] All publications and patent applications cited in this specification are herein
20 incorporated by reference as if each individual publication or patent application were specifically and individually indicated to be incorporated by reference.

[0122] Although the foregoing invention has been described in some detail by way of illustration and example for purposes of clarity of understanding, it will be readily apparent to those of ordinary skill in the art in light of the teachings of this invention that certain changes
25 and modifications may be made thereto without departing from the spirit or scope of the appended claims.

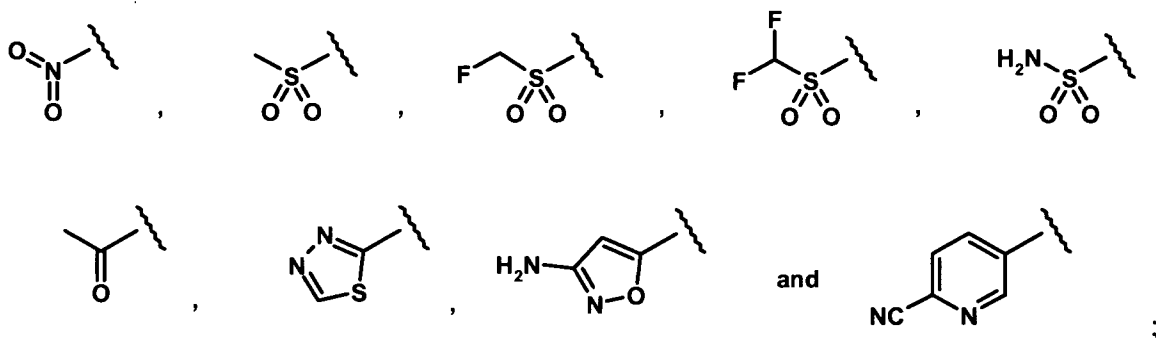
WHAT IS CLAIMED IS:

1 1. A compound having the Formula (I)



2
3 in which:

4 R is selected from the group consisting of



5

6 A is oxygen and *a* is zero or 1;

7 L is (a) CH₂ and *l* is an integer from 1 to 6; (b) CHR₁ where R₁ is an
8 amino acid side chain and *l* is 1; or (c) CHR₁NHC(O)CH(NH₂)R₂ where R₁ and R₂ are
9 amino acid side chains and *l* is 1;

10 M is (a) oxygen or sulfur and *m* is zero or one; (b) CH₂ and *m* is zero or
11 an integer from 1 to 4; or (c) NH and *m* is 1;

12 X is (a) CH₂ and *x* is zero or an integer from 1 to 4; or (b) C(O) and *x* is
13 1; and

14 Y is (a) NH₂; (b) NHR_x where R_x is methyl, ethyl, n-propyl or
15 isopropyl; (c) NR_yR_z where R_y and R_z are independently hydrogen, methyl, ethyl, n-
16 propyl or isopropyl, or R_y and R_z taken together form a C₂-C₅ alkylene chain, or a
17 C₂ - C₄ alkylene chain further including a nitrogen or oxygen heteroatom in said chain;
18 (d) C(=NH)NH₂; (e) N⁺R₄R₅R₆ where R₄, R₅, and R₆ are independently hydrogen,
19 methyl or ethyl or R₄ and R₅ taken together form a C₂-C₅ alkylene chain, or a C₂ - C₄
20 alkylene chain further including a nitrogen or oxygen heteroatom in said chain; (f)

21 pyridinium; (g) N-methyl or N-ethyl pyridinium; (h) N'-3-methyl-N-1-imidazolium; (i)
22 a phenyl group substituted by a group having the formula NR_4R_5 or $N^+R_4R_5R_6$ where
23 R_4 , R_5 , and R_6 are as defined above; or (j) $NH-CR_7(=NH)$ where R_7 is hydrogen,
24 methyl or amino; and
25 R_3 is selected from the group consisting of dichloromethyl,
26 difluoromethyl, chlorofluoromethyl, chloromethyl, methyl, cyanomethyl, azidomethyl,
27 and aminomethyl; and pharmaceutically acceptable salts thereof.

1 2. A compound according to claim 1 in which R_1 is nitro, and
2 pharmaceutically acceptable salts thereof.

1 3. A compound according to claim 1 in which R_1 is methylsulfonyl,
2 and pharmaceutically acceptable salts thereof.

1 4. A compound according to claim 1 in which Y is a positively charged
2 moiety separated from the carbonyl group by at least two atoms in the chain.

1 5. A compound according to claim 1 in which a is zero.

1 6. A compound according to claim 1 in which a is 1.

1 7. A pharmaceutical composition comprising a therapeutically effective
2 amount of a compound or salt according to claim 1 and a pharmaceutically acceptable diluent
3 or carrier.

1 8. A composition according to claim 7 comprising a therapeutically
2 effective amount of a compound or salt according to claim 1.

1 9. A composition according to claim 7 further comprising an effective
2 amount of one or more additional medicinal agents.

1 10. A composition according to claim 9 in which the one or more additional
2 medicinal agents are selected from microbiocides, anthelmintics, ecto- and endoparasitocides,
3 anti-fluke agents, anti-inflammatories, anti-infectives, hormones, dermatological preparations,
4 including antiseptics and disinfectants, and immunobiologicals including vaccines and
5 antisera.

1 11. A method of treating or preventing a disease or disorder in a subject
2 comprising administering to said subject a therapeutically effective amount of a compound
3 according to claim 1.

1 12. A method of treating or preventing a disease or disorder in a subject
2 comprising administering to said subject a therapeutically effective amount of a composition
3 according to claim 7.

INTERNATIONAL SEARCH REPORT

International application No
PCT/US2007/025319

A. CLASSIFICATION OF SUBJECT MATTER

INV. C07C317/32 C07D233/56 A61K31/18 A61P31/04 A61P31/10

According to International Patent Classification (IPC) or to both national classification and IPC

B. FIELDS SEARCHED

Minimum documentation searched (classification system followed by classification symbols)
C07C C07D A61K A61P

Documentation searched other than minimum documentation to the extent that such documents are included in the fields searched

Electronic data base consulted during the international search (name of data base and, where practical, search terms used)

EPO-Internal, BEILSTEIN Data, WPI Data, CHEM. ABS Data

C. DOCUMENTS CONSIDERED TO BE RELEVANT

Category*	Citation of document, with indication, where appropriate, of the relevant passages	Relevant to claim No.
X	GB 1 173 562 A (PIERREL) 10 December 1969 (1969-12-10) page 3, lines 6-17; claims 1-6,20; examples 5,6,8 page 2, lines 38-41	1,2,5,7, 8,11,12
A	----- DATABASE CAPLUS [Online] CHEMICAL ABSTRACTS SERVICE, COLUMBUS, OHIO, US; G. MARCA, ET AL.: "Observations on antibacterial activity of thiamphenicol glycinate acetylcysteinate" XP002480575 Database accession no. 1980:631596 abstract -/--	1-12

Further documents are listed in the continuation of Box C.

See patent family annex.

* Special categories of cited documents :

- *A* document defining the general state of the art which is not considered to be of particular relevance
- *E* earlier document but published on or after the international filing date
- *L* document which may throw doubts on priority claim(s) or which is cited to establish the publication date of another citation or other special reason (as specified)
- *O* document referring to an oral disclosure, use, exhibition or other means
- *P* document published prior to the international filing date but later than the priority date claimed

- *T* later document published after the international filing date or priority date and not in conflict with the application but cited to understand the principle or theory underlying the invention
- *X* document of particular relevance; the claimed invention cannot be considered novel or cannot be considered to involve an inventive step when the document is taken alone
- *Y* document of particular relevance; the claimed invention cannot be considered to involve an inventive step when the document is combined with one or more other such documents, such combination being obvious to a person skilled in the art.
- * & * document member of the same patent family

Date of the actual completion of the international search

19 May 2008

Date of mailing of the international search report

29/05/2008

Name and mailing address of the ISA/

European Patent Office, P.B. 5818 Patentlaan 2
NL - 2280 HV Rijswijk
Tel. (+31-70) 340-2040, Tx. 31 651 epo nl,
Fax: (+31-70) 340-3016

Authorized officer

English, Russell

INTERNATIONAL SEARCH REPORT

International application No

PCT/US2007/025319

C(Continuation). DOCUMENTS CONSIDERED TO BE RELEVANT		
Category*	Citation of document, with indication, where appropriate, of the relevant passages	Relevant to claim No.
	<p>-& G. MARCA, ET AL.: "Osservazioni sull'attivit� antibatterica del tiamfenicolo glicinato acetilcisteinato" QUADERNI SCLAVO DI DIAGNOSTICA CLINICA E DI LABORATORIO, vol. 15, no. SUPPL. 01, June 1979 (1979-06), pages 777-784, XP009018668 ISTITUTO SIEROTERAPICO E VACCINOGENO TOSCANO SCLAVO, SIENA, IT ISSN: 0033-4979 table 1</p>	
A	<p>----- GB 1 263 116 A (SUMITOMO CHEMICAL) 9 February 1972 (1972-02-09) cited in the application page 1, line 35 - page 2, line 10; claim 1</p>	1-12
A	<p>----- GB 804 986 A (BAYER) 26 November 1958 (1958-11-26) page 1, lines 34-73; examples 19,28-30,32</p>	1-12

INTERNATIONAL SEARCH REPORT

International application No.
PCT/US2007/025319

Box No. II Observations where certain claims were found unsearchable (Continuation of item 2 of first sheet)

This international search report has not been established in respect of certain claims under Article 17(2)(a) for the following reasons:

1. Claims Nos.:
because they relate to subject matter not required to be searched by this Authority, namely:

Although claims 11,12 are directed to a method of treatment of the human/animal body, the search has been carried out and based on the alleged effects of the compound/composition.
2. Claims Nos.:
because they relate to parts of the international application that do not comply with the prescribed requirements to such an extent that no meaningful international search can be carried out, specifically:
3. Claims Nos.:
because they are dependent claims and are not drafted in accordance with the second and third sentences of Rule 6.4(a).

Box No. III Observations where unity of invention is lacking (Continuation of item 3 of first sheet)

This International Searching Authority found multiple inventions in this international application, as follows:

1. As all required additional search fees were timely paid by the applicant, this international search report covers allsearchable claims.
2. As all searchable claims could be searched without effort justifying an additional fees, this Authority did not invite payment of additional fees.
3. As only some of the required additional search fees were timely paid by the applicant, this international search reportcovers only those claims for which fees were paid, specifically claims Nos.:
4. No required additional search fees were timely paid by the applicant. Consequently, this international search report is restricted to the invention first mentioned in the claims; it is covered by claims Nos.:

Remark on Protest

- The additional search fees were accompanied by the applicant's protest and, where applicable, the payment of a protest fee.
- The additional search fees were accompanied by the applicant's protest but the applicable protest fee was not paid within the time limit specified in the invitation.
- No protest accompanied the payment of additional search fees.

INTERNATIONAL SEARCH REPORT

Information on patent family members

International application No

PCT/US2007/025319

Patent document cited in search report	A	Publication date	Patent family member(s)	Publication date
GB 1173562	A	10-12-1969	NONE	
GB 1263116	A	09-02-1972	BE 741022 A CH 515238 A DE 1954718 A1 FR 2022473 A5 NL 6916355 A	01-04-1970 15-11-1971 18-06-1970 31-07-1970 06-05-1970
GB 804986	A	26-11-1958	NONE	