



US00D766619S

(12) **United States Design Patent**  
**Chiang**

(10) **Patent No.:** **US D766,619 S**

(45) **Date of Patent:** **\*\* Sep. 20, 2016**

- (54) **JEWELRY HOLDER**
- (71) Applicant: **MyGift Enterprise, LLC**, Redmond, WA (US)
- (72) Inventor: **Cliff Chiang**, Redmond, WA (US)
- (\*\*) Term: **15 Years**
- (21) Appl. No.: **29/526,811**
- (22) Filed: **May 13, 2015**
- (51) **LOC (10) Cl.** ..... **06-04**
- (52) **U.S. Cl.**  
USPC ..... **D6/569**
- (58) **Field of Classification Search**  
USPC ..... D6/553, 567, 569-572; D8/345, 363, D8/367, 371-373, 380; 206/349; 211/13.1, 211/86.01, 87.01, 309.1  
CPC ..... A44C 25/00; A44C 17/043; A45C 2013/1015; F16B 45/02; F16B 45/06  
See application file for complete search history.

D401,843 S *	12/1998	Goodman	.....	D8/372
D419,428 S *	1/2000	Goodman	.....	D6/566
D575,973 S *	9/2008	Goodman	.....	D6/566
D702,539 S *	4/2014	Goodman	.....	D8/370
D707,538 S *	6/2014	Goodman	.....	D8/372
D744,598 S *	12/2015	Hollywood	.....	D21/484

\* cited by examiner

*Primary Examiner* — Wan Laymon

*Assistant Examiner* — Mark Booker

(74) *Attorney, Agent, or Firm* — Marisa C Whitaker; Dean A Craine

(56) **References Cited**

**U.S. PATENT DOCUMENTS**

D304,793 S *	11/1989	Burke	.....	D6/569
D398,789 S *	9/1998	Warsawsky	.....	D6/682.6


(57) **CLAIM**

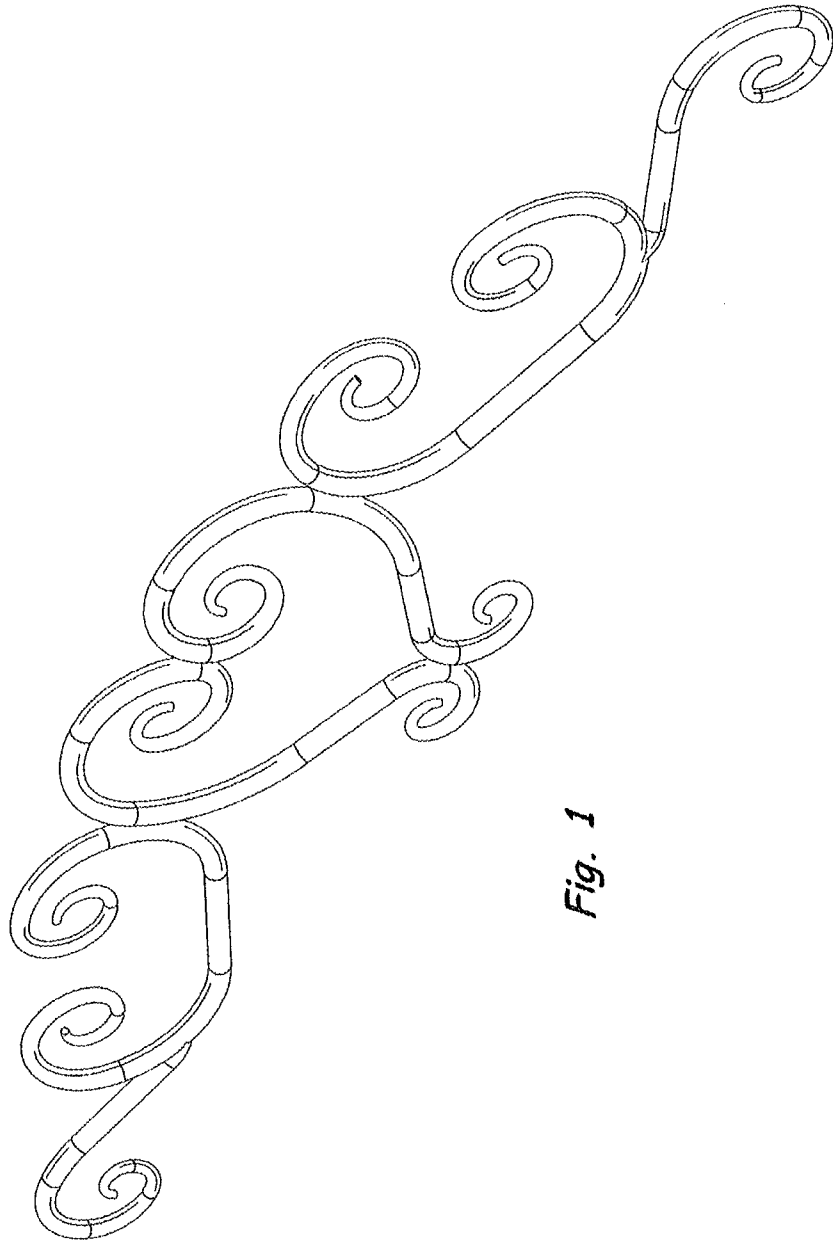
The ornamental design for the jewelry holder, as shown and described.

**DESCRIPTION**

FIG. 1 is a perspective view of the jewelry holder. FIG. 2 is a front elevational view of the invention FIG. 3 is a top plan view of the invention. FIG. 4 is a bottom plan view of the invention; and, FIG. 5 is a right side elevational view of the invention.

**1 Claim, 3 Drawing Sheets**





*Fig. 1*




Fig. 2

*Fig. 3*



*Fig. 4*



*Fig. 5*

