



US00D415282S

# United States Patent [19]

[11] Patent Number: Des. 415,282

Rutledge et al.

[45] Date of Patent: \*\* Oct. 12, 1999

[54] CAST COVER

[76] Inventors: **Paula J. Rutledge; Larry R. Rutledge,**  
both of 306 Letts Rd., Brooks, Ky.  
40109

[\*\*] Term: **14 Years**

[21] Appl. No.: **29/093,692**

[22] Filed: **Sep. 17, 1998**

[51] LOC (6) Cl. .... **24-04**

[52] U.S. Cl. .... **D24/190; D2/610**

[58] Field of Search ..... D24/189, 190,  
D24/192; D2/610, 614, 858, 980; 602/2,  
3, 4; 2/16, 59, 97, 910, 161.3

2,244,871	6/1941	Guinzburg .....	2/16
3,274,616	9/1966	Russo .....	2/161.3
3,329,143	7/1967	Gordon .....	602/3
4,911,151	3/1990	Rankin et al. .	
4,966,135	10/1990	Renfrew .	
4,986,265	1/1991	Caponi .	
5,070,541	12/1991	Goss .....	2/16
5,395,302	3/1995	Botha et al. .	
5,605,534	2/1997	Hutchison .	
5,643,183	7/1997	Hill .	

Primary Examiner—Paula A. Mortimer  
Attorney, Agent, or Firm—Joseph N. Breaux

## [57] CLAIM

The ornamental design for a cast cover, as shown and described.

## [56] References Cited

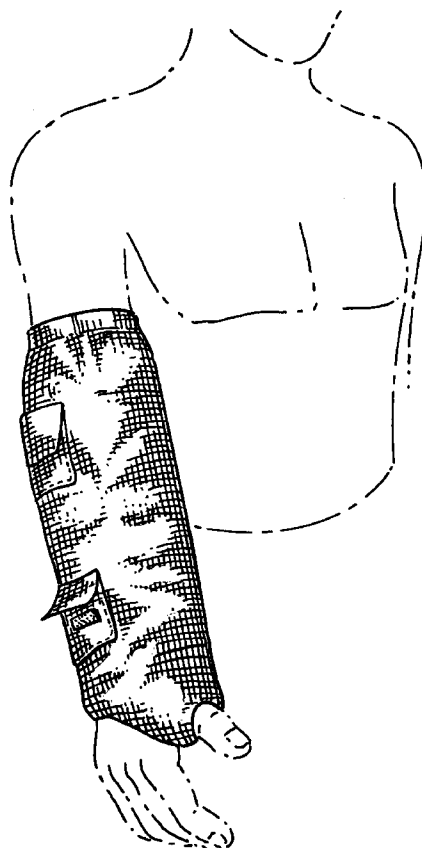
### U.S. PATENT DOCUMENTS

D. 221,411	8/1971	Cook .....	D2/610
D. 270,001	8/1983	Felton .	
D. 294,736	3/1988	Thygesen .....	D24/189
D. 309,019	7/1990	Holden .	
D. 323,239	1/1992	Rooke .	
D. 339,671	9/1993	Manning .	
D. 343,685	1/1994	Felix .	
D. 355,749	2/1995	Spera .....	D2/610
D. 388,517	12/1997	Figueroa .	
D. 397,222	8/1998	Humensky .....	D24/190
1,508,834	9/1924	Cohen .....	2/97

## DESCRIPTION

FIG. 1 is a right elevational view of a cast cover showing our new design;  
FIG. 2 is a left side elevational view thereof;  
FIG. 3 is a right side elevational view thereof;  
FIG. 4 is a top end elevational view thereof;  
FIG. 5 is a bottom end elevational view thereof;  
FIG. 6 is a left elevational view thereof; and,  
FIG. 7 is a front perspective view thereof, the broken line showing of the human form is for illustrative purposes only and forms no part of the claimed design.

1 Claim, 2 Drawing Sheets






FIG. 1.




FIG. 2.




FIG. 3.

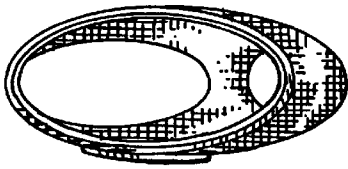


FIG. 4.

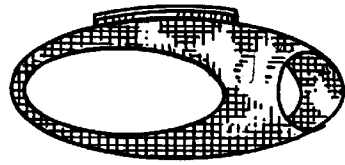


FIG. 5.

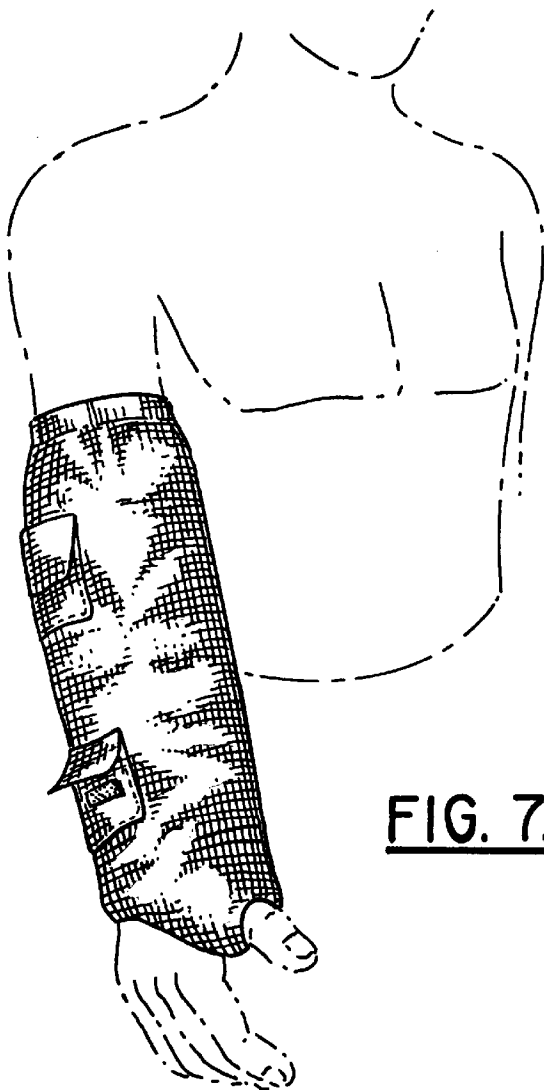


FIG. 7.



FIG. 6.