



US00D517465S

(12) **United States Design Patent**
Hussaini et al.

(10) **Patent No.:** **US D517,465 S**

(45) **Date of Patent:** **** Mar. 21, 2006**

(54) **FLOOR MAT**

(75) Inventors: **Saied Hussaini**, Miami, FL (US); **Marc Iacovelli**, Miami, FL (US)

(73) Assignee: **Rally Manufacturing, Inc.**, Miami, FL (US)

(**) Term: **14 Years**

(21) Appl. No.: **29/234,139**

(22) Filed: **Jul. 14, 2005**

(51) **LOC (8) Cl.** **12-16**

(52) **U.S. Cl.** **D12/203**

(58) **Field of Classification Search** D12/203;
D6/582-586, 592; 296/97.23; 15/215-217;
428/138, 141; 280/163-164.1

See application file for complete search history.

(56) **References Cited**

U.S. PATENT DOCUMENTS

- D200,152 S * 1/1965 Steinberg D6/583
- D232,534 S * 8/1974 Krusinski D12/203
- D257,969 S * 1/1981 Wooters D12/203

- D259,717 S * 6/1981 Wooters D12/203
- D302,417 S * 7/1989 Lehner et al. D12/203
- D358,572 S * 5/1995 Thundercloud D12/203
- D394,036 S * 5/1998 Mauffette D12/203
- D436,566 S * 1/2001 Iacovelli et al. D12/203
- D472,511 S * 4/2003 Lu D12/221

* cited by examiner

Primary Examiner—Stacia Cadmus

(74) *Attorney, Agent, or Firm*—Berenato, White & Stavish

(57) **CLAIM**

The ornamental design for a floor mat, as shown and described.

DESCRIPTION

FIG. 1 is a front perspective view of the floor mat according to the present invention

FIG. 2 is a front view of the floor mat of FIG. 1.

FIG. 3 is a rear view of the floor mat of FIG. 1.

FIG. 4 is a right side view of the floor mat of FIG. 1.

FIG. 5 is a left side view of the floor mat of FIG. 1.

FIG. 6 is a top view of the floor mat of FIG. 1; and,

FIG. 7 is a bottom view of the floor mat of FIG. 1.

1 Claim, 5 Drawing Sheets

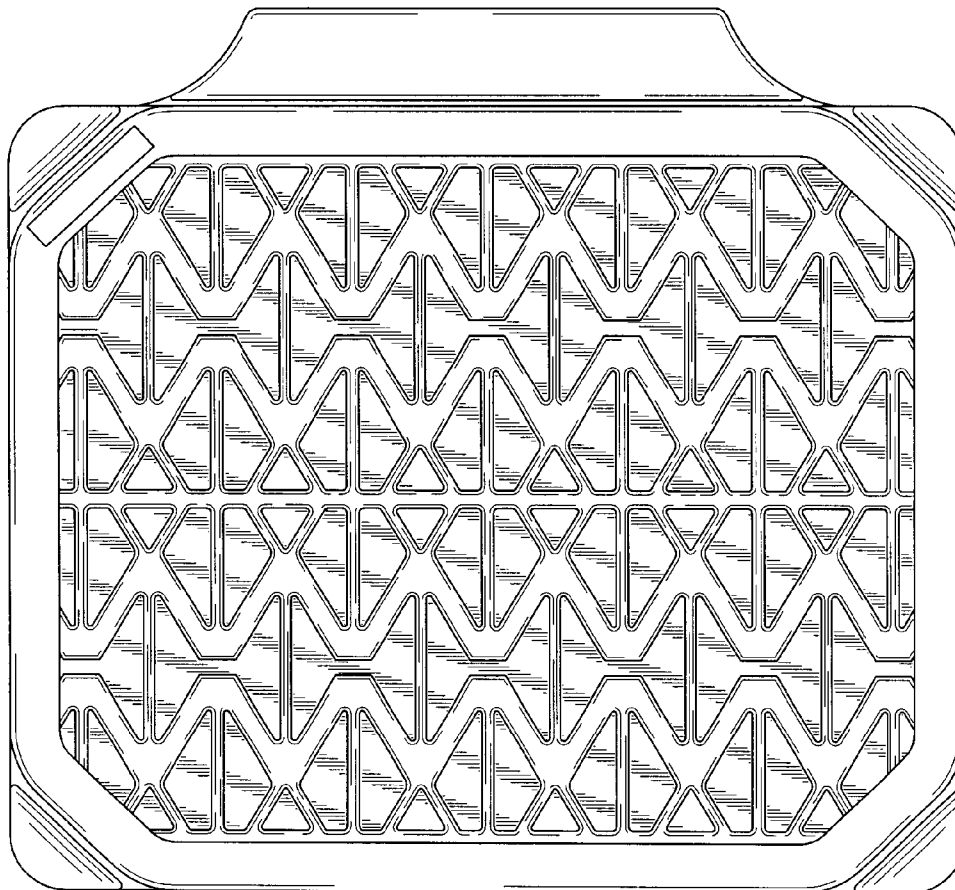


Fig. 1

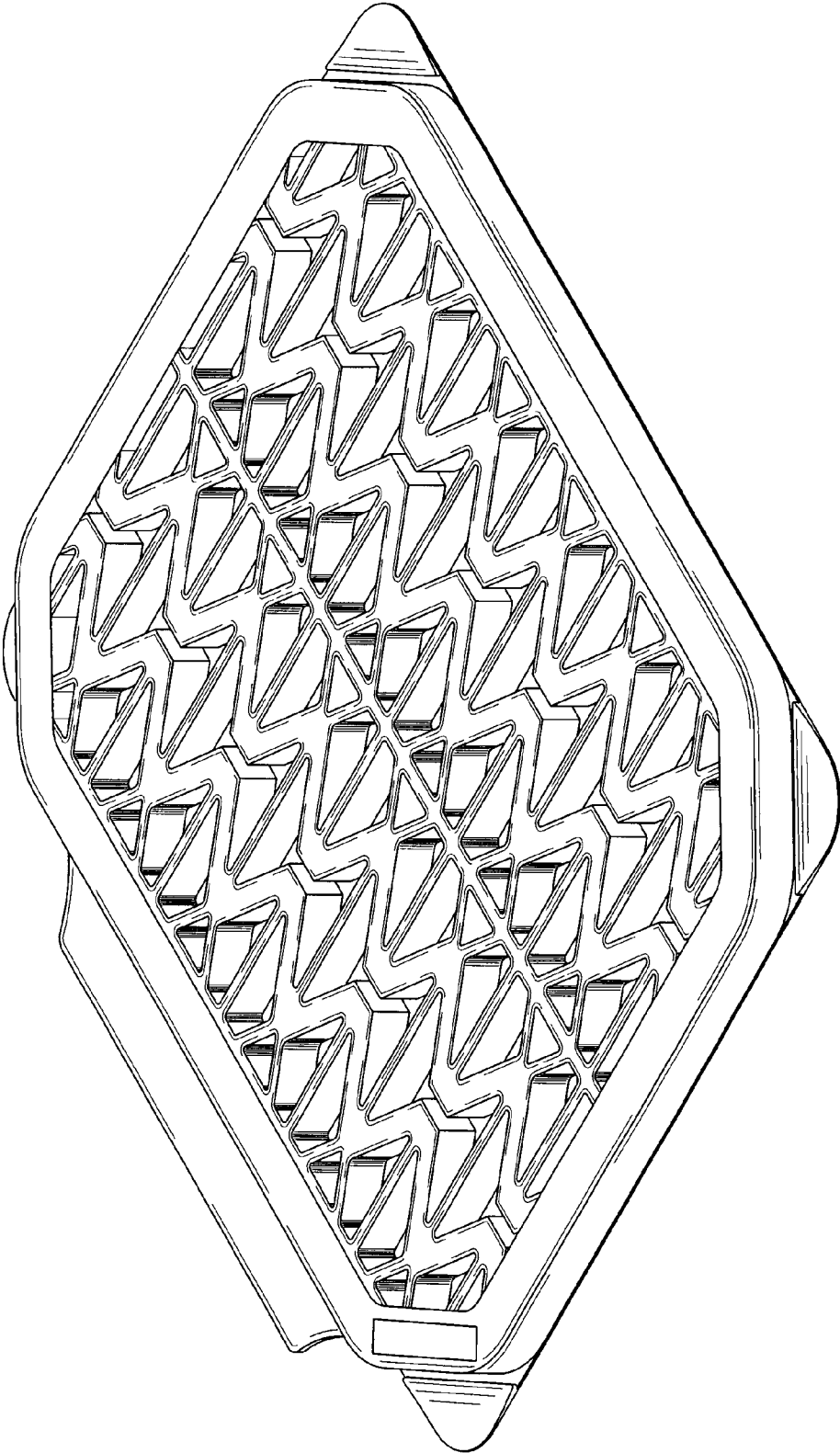


Fig. 2

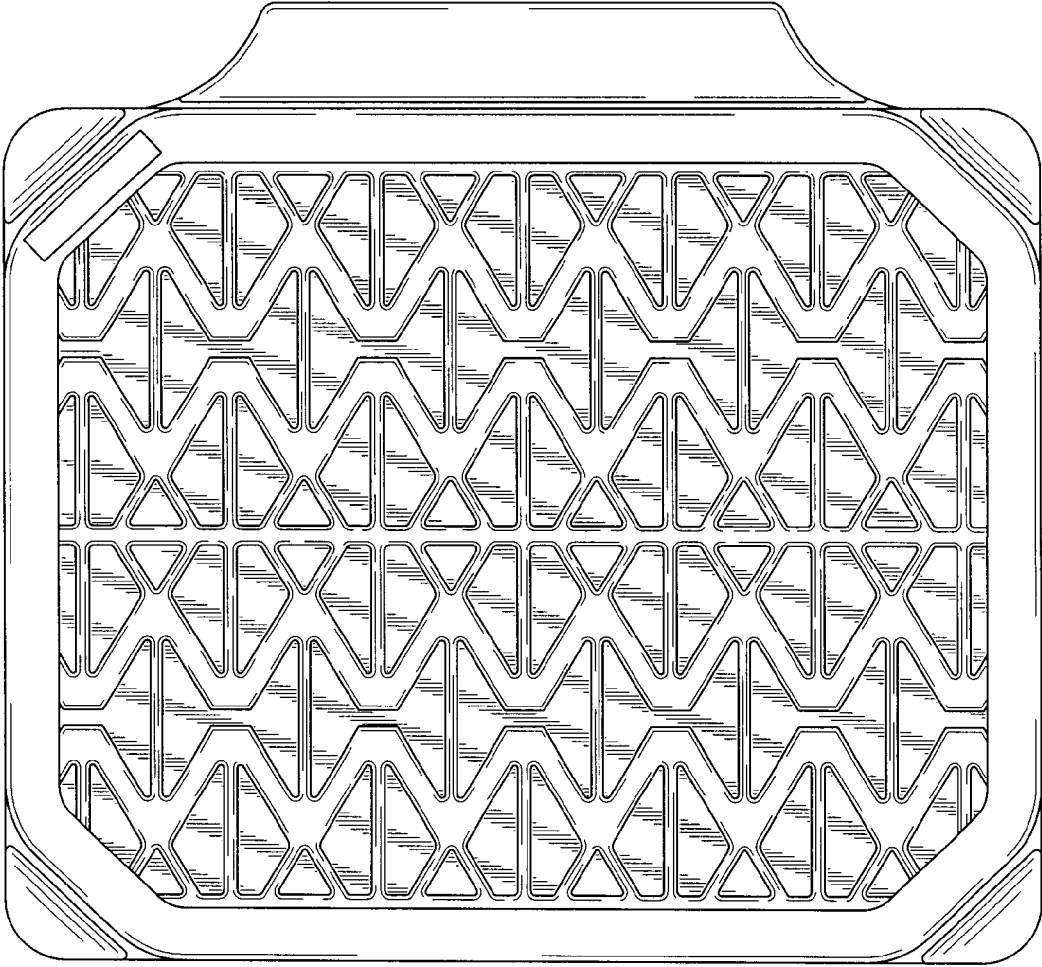


Fig. 3

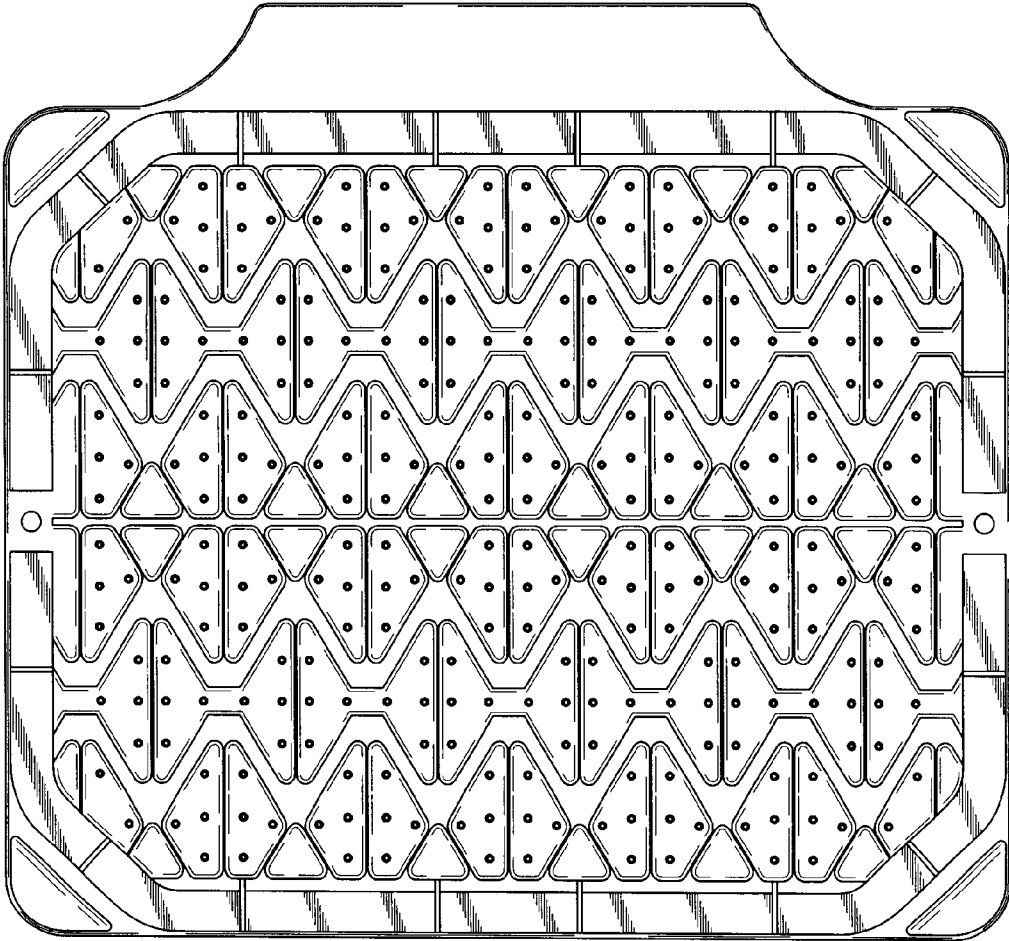


Fig. 4



Fig. 5



Fig. 6

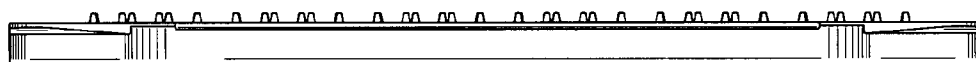


Fig. 7

