



US00D645593S

(12) **United States Design Patent**
Janssen

(10) **Patent No.:** **US D645,593 S**

(45) **Date of Patent:** **** Sep. 20, 2011**

(54) **FLOODLIGHT LUMINAIRE**

(75) Inventor: **Ramon Janssen**, Eindhoven (NL)

(73) Assignee: **Koninklijke Philips Electronics N.V.**,
Eindhoven (NL)

(**) Term: **14 Years**

(21) Appl. No.: **29/364,723**

(22) Filed: **Jun. 28, 2010**

(30) **Foreign Application Priority Data**

Dec. 28, 2009 (EM) 001652629-0002

(51) **LOC (9) Cl.** **26-05**

(52) **U.S. Cl.** **D26/63**

(58) **Field of Classification Search** D26/60-66,
D26/72, 81, 83-85, 87-89, 92; 362/145,
362/147, 148, 150, 269, 270, 275, 277, 280-285,
362/287-289, 311.13, 404, 408, 418, 427,
362/430, 371, 647, 648

See application file for complete search history.

(56) **References Cited**

U.S. PATENT DOCUMENTS

D225,261 S *	11/1972	Houplain	D26/65
D225,262 S *	11/1972	Houplain	D26/65
D336,533 S *	6/1993	Hout	D26/63
D425,232 S *	5/2000	Chang	D26/63
D475,479 S *	6/2003	Lin	D26/64
D604,880 S *	11/2009	Lovegrove	D26/63
7,686,483 B1 *	3/2010	Aubrey	362/371

* cited by examiner

Primary Examiner — Susan M Lee

Assistant Examiner — Linda Brooks

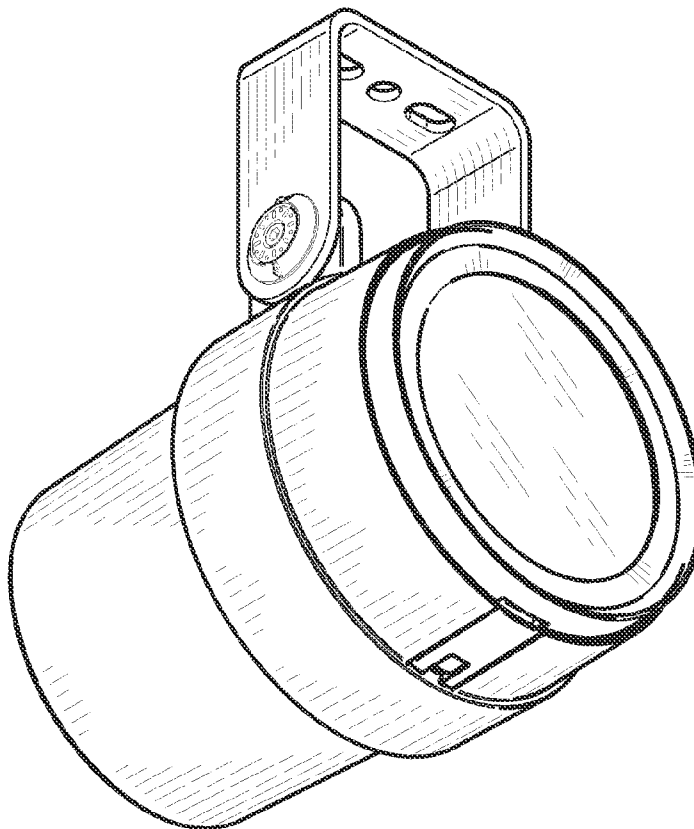
(57) **CLAIM**

The ornamental design for a floodlight luminaire, as shown and described.

DESCRIPTION

FIG. 1 is a perspective view showing my design;
FIG. 2 is a front elevational view thereof;
FIG. 3 is a rear elevational view thereof;
FIG. 4 is a right side elevational view thereof;
FIG. 5 is a left side elevational view thereof;
FIG. 6 is a top plan view thereof; and,
FIG. 7 is a bottom plan view thereof.
The portions of the floodlight luminaire shown in broken lines form no part of the claimed design.

1 Claim, 6 Drawing Sheets



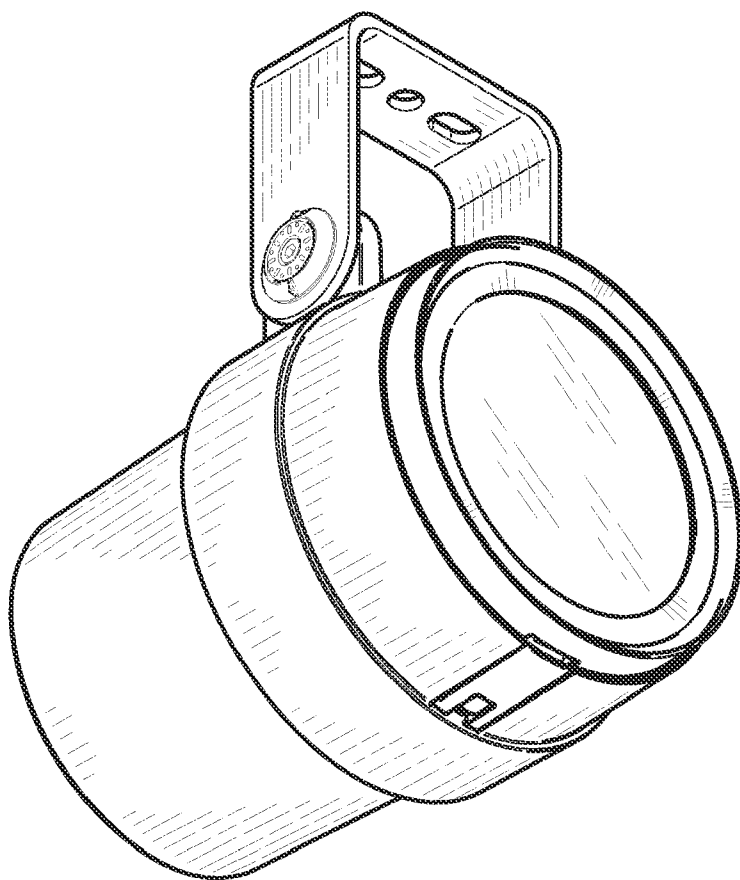


FIG.1

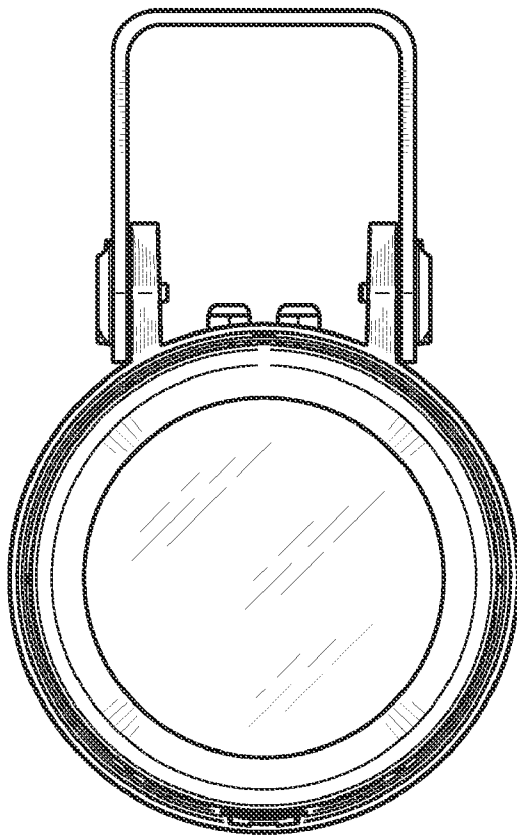


FIG. 2

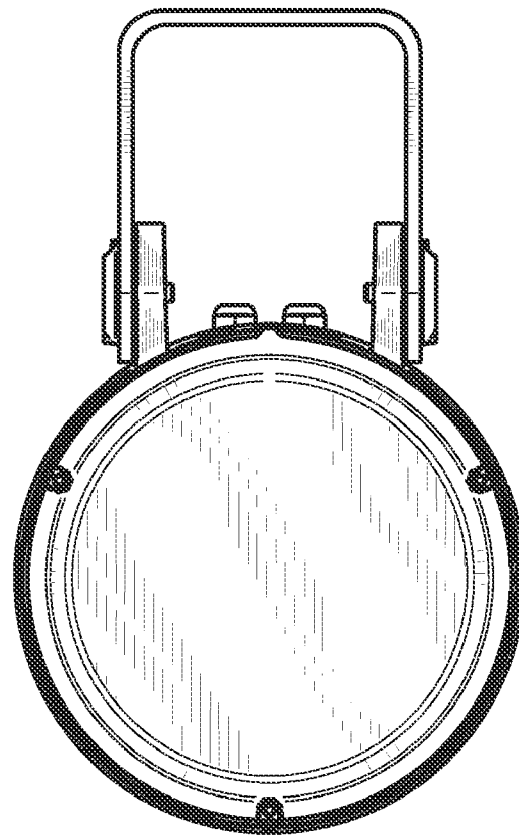


FIG. 3




FIG.4

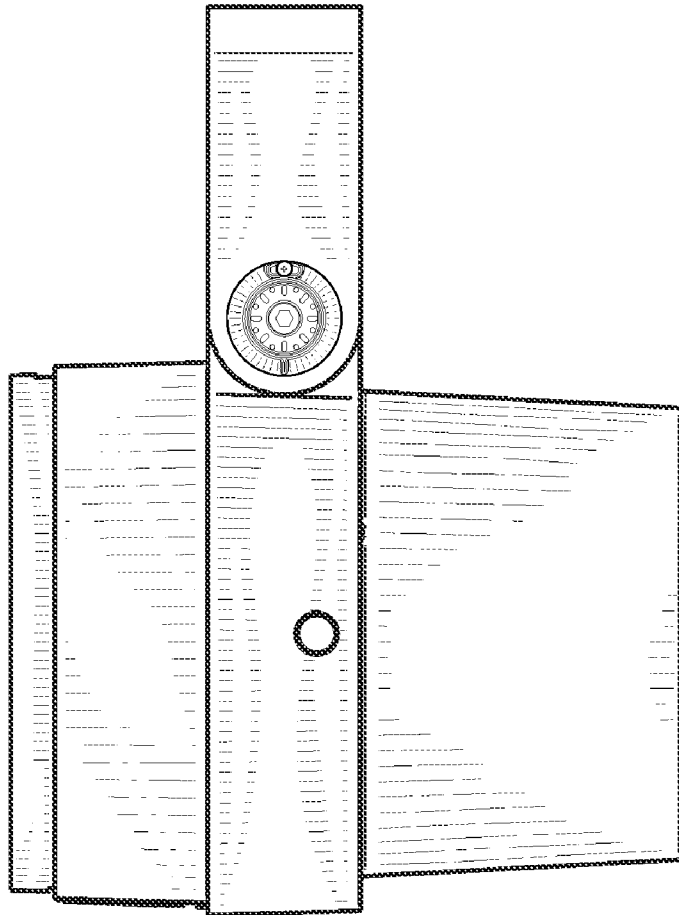
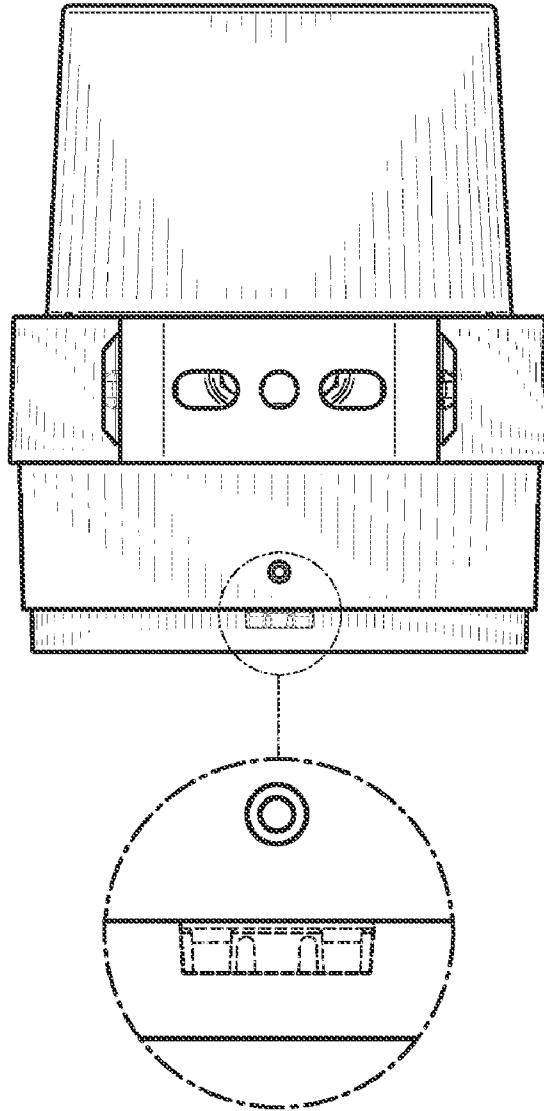


FIG. 5



Enlarged detail

FIG.6

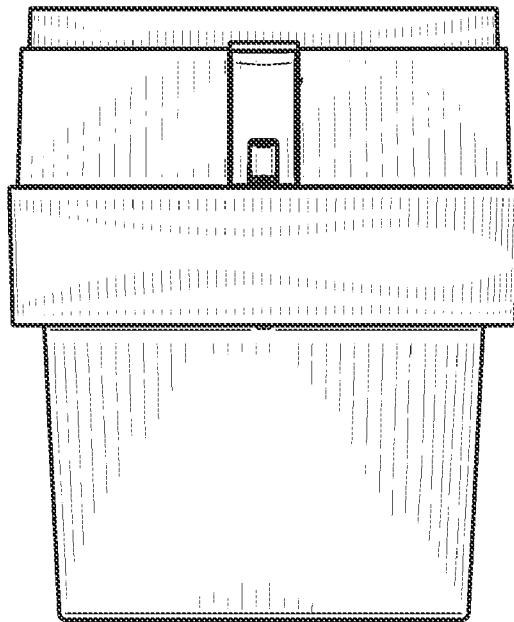


FIG.7