



US00D497618S1

(12) **United States Design Patent**
Andre et al.

(10) **Patent No.:** **US D497,618 S**
(45) **Date of Patent:** **** Oct. 26, 2004**

(54) **MEDIA DEVICE**

(75) Inventors: **Bartley K. Andre**, Menlo Park, CA (US); **Daniel J. Coster**, San Francisco, CA (US); **Daniele De Iuliis**, San Francisco, CA (US); **Richard P. Howarth**, San Francisco, CA (US); **Jonathan P. Ive**, San Francisco, CA (US); **Duncan Robert Kerr**, San Francisco, CA (US); **Matthew Dean Rohrbach**, San Francisco, CA (US); **Douglas B. Satzger**, San Carlos, CA (US); **Calvin Q. Seid**, Palo Alto, CA (US); **Christopher J. Stringer**, Pacifica, CA (US); **Eugene Anthony Whang**, San Francisco, CA (US)

(73) Assignee: **Apple Computer, Inc.**, Cupertino, CA (US)

(**) Term: **14 Years**

(21) Appl. No.: **29/180,558**

(22) Filed: **Apr. 25, 2003**

(51) **LOC (7) Cl.** **14-03**

(52) **U.S. Cl.** **D14/496**

(58) **Field of Search** D14/400, 401, D14/435, 474, 486, 483, 217; D21/332, 333; 273/148 B; 463/43-47; 206/308.1, 308.3, 307; 369/2, 24, 25; 370/342, 343, 344

(56) **References Cited**

U.S. PATENT DOCUMENTS

D264,969 S 6/1982 McGourty

4,976,435 A 12/1990 Shaford et al.
5,192,082 A 3/1993 Inoue et al.
5,661,632 A 8/1997 Register
D412,940 S * 8/1999 Kato et al. D21/324
5,964,661 A 10/1999 Dodge
D430,169 S 8/2000 Scibora
D437,860 S * 2/2001 Suzuki et al. D14/496
6,254,477 B1 * 7/2001 Sasaki et al. 463/1
D448,810 S * 10/2001 Goto D21/332
D450,713 S 11/2001 Masamitsu et al.
D452,250 S 12/2001 Chan
D469,109 S 1/2003 Andre et al.
D472,245 S 3/2003 Andre et al.
D483,809 S * 12/2003 Lim D21/324

* cited by examiner

Primary Examiner—Prabhakar Deshmukh

(74) *Attorney, Agent, or Firm*—Beyer Weaver & Thomas, LLP

(57) **CLAIM**

We claim the ornamental design for a media device, substantially as shown and described.

DESCRIPTION

FIG. 1 is a perspective view of a media device in accordance with the present design.

FIG. 2 is a front view for the media device.

FIG. 3 is a rear view for the media device.


FIG. 4 is a top view for the media device.

FIG. 5 is a bottom view for the media device.

FIG. 6 is a right side view for the media device; and,

FIG. 7 is a left side view for the media device.

1 Claim, 3 Drawing Sheets






FIG. 1

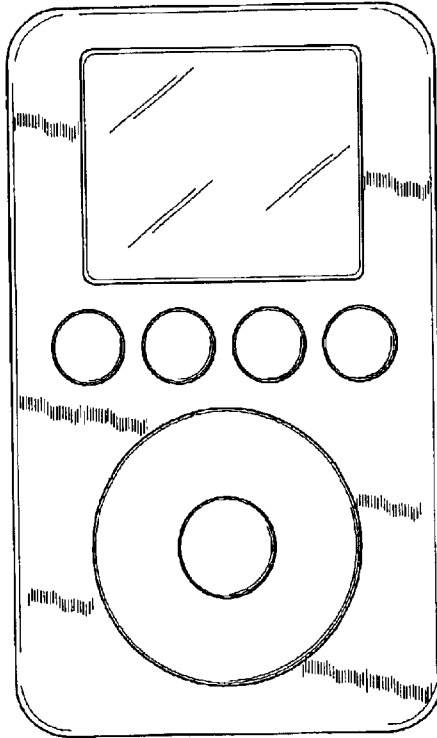


FIG. 2




FIG. 3

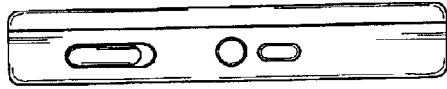


FIG. 4



FIG. 5



FIG. 6




FIG. 7