

[54] **DISPENSER FOR AIR-FRESHENING VAPORS**

[75] **Inventors:** Jean-Pierre Mandon, Chasseneuil-du-Poitou; Philippe Lecomte, Plaisance Vouillé, both of France

[73] **Assignee:** Airwick Industries, Inc., Carlstadt, N.J.

[**] **Term:** 14 Years

[21] **Appl. No.:** 922,409

[22] **Filed:** Jul. 6, 1978

[30] **Foreign Application Priority Data**
 Jan. 6, 1978 [CH] Switzerland 109,623/78

[51] **Int. Cl.** D23-04
 [52] **U.S. Cl.** D23/150
 [58] **Field of Search** D23/145-150;
 239/44-60

[56] **References Cited**

U.S. PATENT DOCUMENTS

D. 84,785	8/1931	Keim	D23/150
D. 164,983	10/1951	Crook	D23/150
D. 212,753	11/1968	Tughan	D23/150
D. 246,316	11/1977	Hadtko	D23/150
2,555,047	5/1951	Logue	239/57 X
2,657,090	10/1953	Meek	239/55
2,836,462	5/1958	Wenner	239/57
3,087,679	4/1963	Wilson	239/57
3,286,872	11/1966	Burdick, Jr.	239/58 X
4,014,501	3/1977	Buckenmayer	239/58

FOREIGN PATENT DOCUMENTS

310856	2/1932	Italy	239/57
524042	1/1940	United Kingdom	239/57

Primary Examiner—James R. Largen
Attorney, Agent, or Firm—Harry Falber

[57] **CLAIM**
 The ornamental design for dispenser for air-freshening vapors, as shown.

DESCRIPTION

FIG. 1 is a top plan view of a dispenser for air-freshening vapors showing our new design; FIG. 2 is a side elevational view thereof; and FIG. 3 is a bottom plan view thereof.

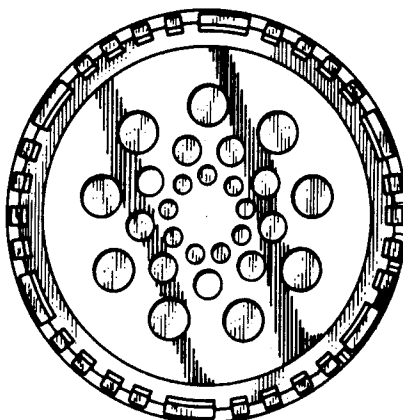
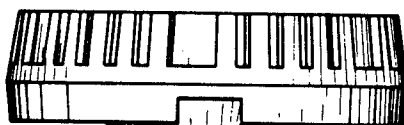


Fig.3

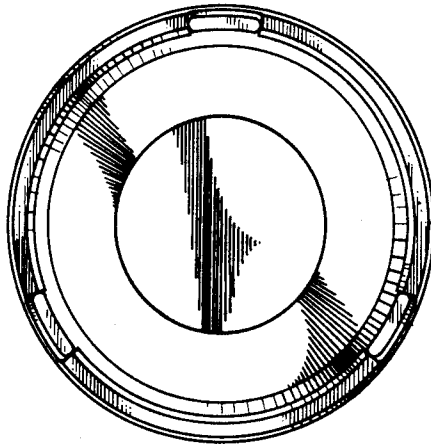


Fig.2



Fig.1

