

N. EDWARDS.  
CARPET UNDERLIE.

No. 105,661.

Patented July 26, 1870.

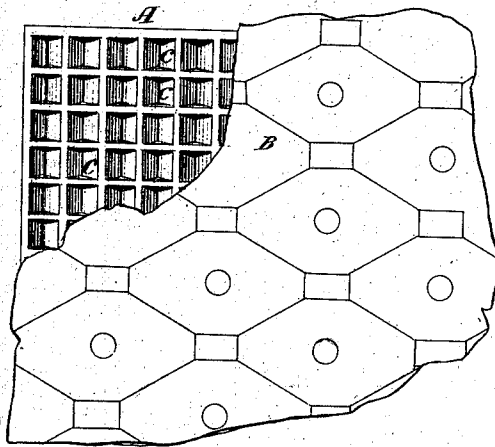


Fig. 2.

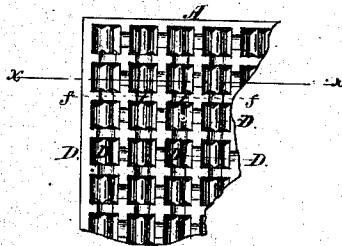
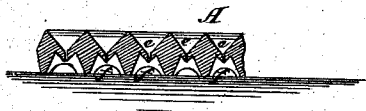


Fig. 3.



Witnesses:  
John. Beecher.  
P. C. Dutrich.

Inventor:  
N. Edwards  
PER *[Signature]*  
Attorneys.

# United States Patent Office.

NELSON EDWARDS, OF JERICHO, VERMONT.

Letters Patent No. 105,661, dated July 26, 1870.

## IMPROVEMENT IN CARPET "UNDERLIE."

The Schedule referred to in these Letters Patent and making part of the same

### To all whom it may concern:

Be it known that I, NELSON EDWARDS, of Jericho, in the county of Chittenden and State of Vermont, have invented a new and useful Improvement in Carpet Underlies; and I do hereby declare that the following is a full, clear, and exact description thereof, which will enable others skilled in the art to make and use the same, reference being had to the accompanying drawing forming part of this specification.

The object of this invention is to provide efficient means for preventing the rise of dust from carpets in sweeping or walking on them, and also for protecting the carpet, and rendering it more durable than it would otherwise be; and

It consists in an elastic underlie of cellular construction, provided with self-closing slits or orifices, arranged and operating as hereinafter more fully described.

In the accompanying drawing—

Figure 1 represents a section of the underlie as it appears on the floor, the carpet being broken away.

Figure 2 shows the under or reverse side of the underlie.

Figure 3 is a cross or vertical section of fig. 2 on the line *x x*.

Similar letters of reference indicate corresponding parts.

A is the underlie upon which the carpet is placed.

B is the carpet.

The underlie is formed of India rubber, (either in whole or in part,) or of some other elastic substance or material, in a mold, so that cells may be formed in each side, and be separated by a thin diaphragm.

C represents the cells in the upper side, and

D the cells in the under side.

These cells are separated near the middle of the

underlie by a thin diaphragm, as seen in fig. 3, but which diaphragm is cut or slit through at the bottom of the upper cells, as seen at *e*.

The cells are opposite each other, as seen in the drawing.

The upper cells are separate and distinct from each other, but the cells in the under side are connected together by recesses, *f*, (see fig. 3)

The dust and dirt which work through the carpet are received in the cells C.

In walking over the carpet, the pressure of the foot will, owing to the elasticity of the underlie, force the air and dirt contained in those cells, through the slits *e*, into the lower cells. When the pressure on the carpet ceases, the slits close from the elasticity of the material, thus confining the dust and dirt upon the surface of the floor.

The advantages of this description of underlie are—

The dirt and dust are disposed of, and prevented from rising in the apartment and contaminating the atmosphere.

The carpet is not worn by grinding the dirt beneath it on the floor, and its elasticity gives the carpet a soft and pleasant tread.

Having thus described my invention,

I claim as new and desire to secure by Letters Patent—

An elastic carpet underlie with cells or recesses in its sides, (which are connected together by self-closing slits,) and operating substantially as herein shown and described, for the purposes set forth.

NELSON EDWARDS.

Witnesses:

WILLIAM GRISWOLD,  
LYMAN J. SEELY.