



US00D332923S

# United States Patent [19]

[11] Patent Number: Des. 332,923

Polydoris et al.

[45] Date of Patent: \*\* Feb. 2, 1993

[54] ENGINE OPERATING TIME HOUR METER

4,985,875 1/1991 Mitchell ..... 368/5  
4,989,222 1/1991 Lutts et al. .... 377/16 X

[75] Inventors: Nicholas G. Polydoris, Wilmette;  
Paul Mitchell, Glenview; Stanislaw  
Kocol; James George, both of  
Chicago; Stan Mazulis, Wildwood,  
all of Ill.

Primary Examiner—Alan P. Douglas  
Assistant Examiner—Antoine D. Davis  
Attorney, Agent, or Firm—Mason, Kolehmainen,  
Rathburn & Wyss

[73] Assignee: ENM Company, Chicago, Ill.

[57] CLAIM

[\*\*] Term: 14 Years

The ornamental design for an engine operating time hour meter, as shown and described.

[21] Appl. No.: 529,175

DESCRIPTION

[22] Filed: May 25, 1990

FIG. 1 is a top, front and left side perspective view of an engine operating time hour meter showing our new design;

[52] U.S. Cl. .... D10/100; D10/99;  
D10/96

FIG. 2 is a bottom, rear and right side perspective view thereof;

[58] Field of Search ..... D10/96, 99, 100, 103;  
368/5, 8, 9.1, 276; 377/16

FIG. 3 is a front elevational view thereof;

FIG. 4 is a rear elevational view thereof;

FIG. 5 is a top plan view thereof; and,

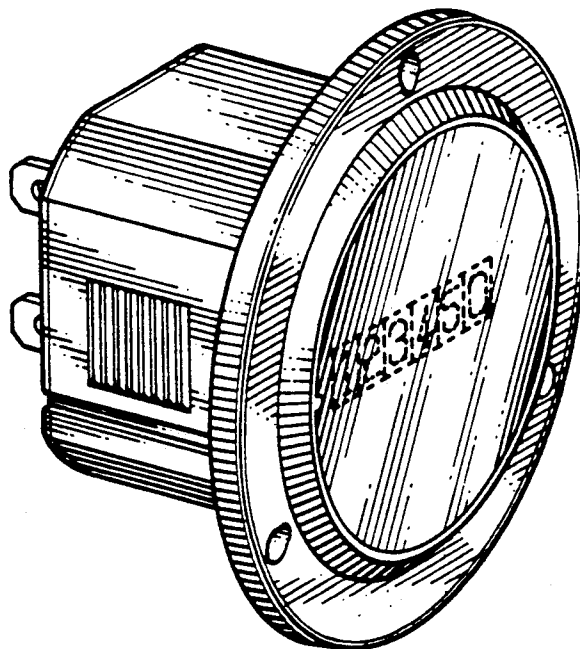
FIG. 6 is a left side elevational view thereof.

[56] References Cited

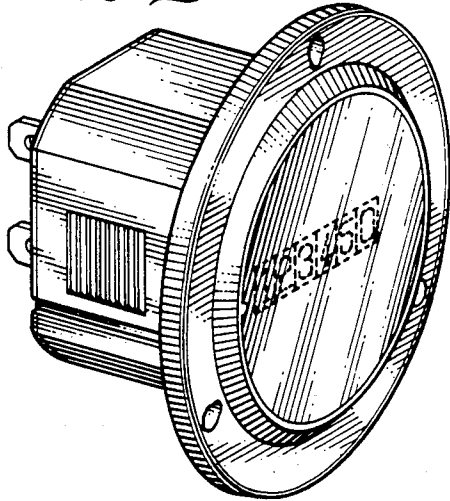
U.S. PATENT DOCUMENTS

D. 220,187 3/1971 Moran ..... D10/100 X  
D. 226,024 1/1973 Bell ..... D10/85 X  
3,961,316 6/1976 Myer ..... 377/16 X

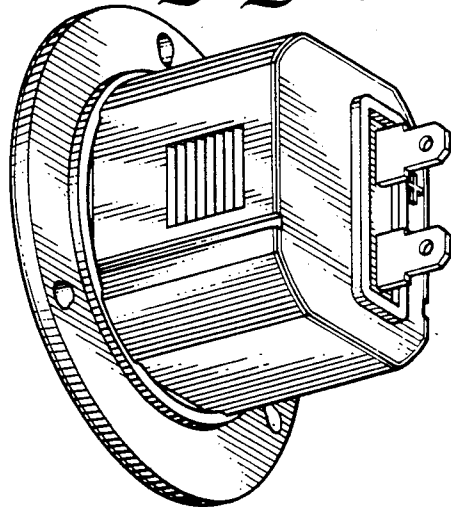
The broken line showing of display readout is for illustrative purposes only and forms no part of the claimed design.



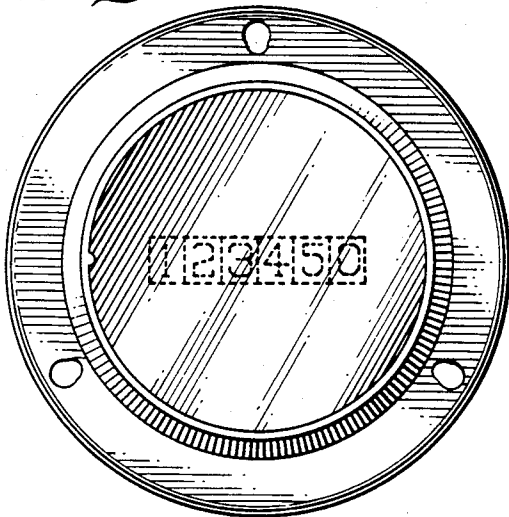
*Fig. 1*



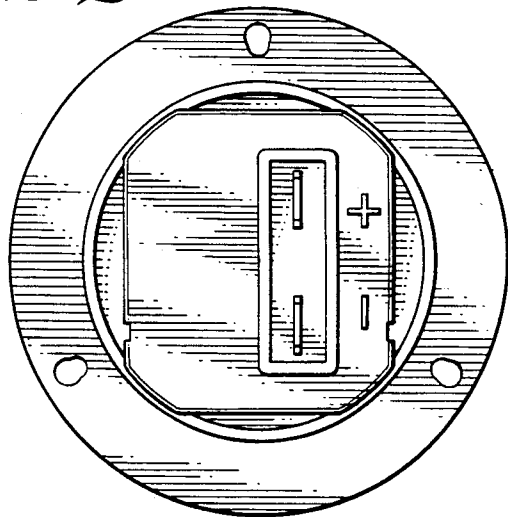
*Fig. 2*



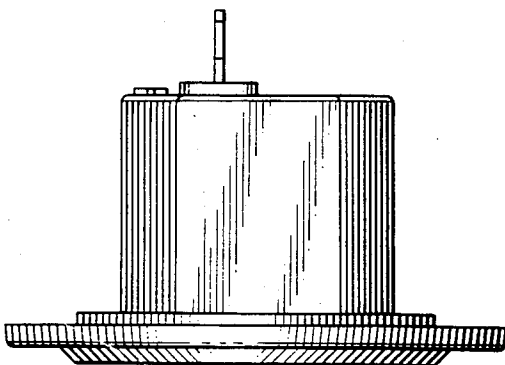
*Fig. 3*



*Fig. 4*



*Fig. 5*



*Fig. 6*

