

(19) World Intellectual Property
Organization
International Bureau



(43) International Publication Date
20 October 2005 (20.10.2005)

PCT

(10) International Publication Number
WO 2005/097117 A1

(51) International Patent Classification⁷: A61K 31/433,
C07D 285/08, 417/04, A61P 25/28, 3/10

PADILLA, Miguel [ES/ES]; Avda. de la Industria, 52,
E-28760 Tres Cantos - Madrid (ES).

(21) International Application Number:
PCT/EP2005/003613

(74) Agent: ARIAS SANZ, Juan; ABG Patentes, S.L., Orense,
68 7th floor, E-28020 Madrid (ES).

(22) International Filing Date: 4 April 2005 (04.04.2005)

(81) Designated States (unless otherwise indicated, for every
kind of national protection available): AE, AG, AL, AM,
AT, AU, AZ, BA, BB, BG, BR, BW, BY, BZ, CA, CH, CN,
CO, CR, CU, CZ, DE, DK, DM, DZ, EC, EE, EG, ES, FI,
GB, GD, GE, GH, GM, HR, HU, ID, IL, IN, IS, JP, KE,
KG, KM, KP, KR, KZ, LC, LK, LR, LS, LT, LU, LV, MA,
MD, MG, MK, MN, MW, MX, MZ, NA, NI, NO, NZ, OM,
PG, PH, PL, PT, RO, RU, SC, SD, SE, SG, SK, SL, SM, SY,
TJ, TM, TN, TR, TT, TZ, UA, UG, US, UZ, VC, VN, YU,
ZA, ZM, ZW.

(25) Filing Language: English

(26) Publication Language: English

(30) Priority Data:
04075997.9 5 April 2004 (05.04.2004) EP

(71) Applicant (for all designated States except US): NEU-
ROPHARMA, S.A. [ES/ES]; Avda. de la Industria, 52,
E-28760 Tres Cantos - Madrid (ES).

(72) Inventors; and

(75) Inventors/Applicants (for US only): MARTÍNEZ GIL,
Ana [ES/ES]; Avda. de la Industria, 52, E-28760 Tres
Cantos - Madrid (ES). DORRONSORO DÍAZ, Isabel
[ES/ES]; Avda. de la Industria, 52, E-28760 Tres Cantos -
Madrid (ES). ALONSO CASCÓN, Mercedes [ES/ES];
Avda. de la Industria, 52, E-28760 Tres Cantos - Madrid
(ES). PANIZO DEL PLIEGO, Gema [ES/ES]; Avda.
de la Industria, 52, E-28760 Tres Cantos - Madrid (ES).
FUERTES HUERTA, Ana [ES/ES]; Avda. de la Indus-
tria, 52, E-28760 Tres Cantos - Madrid (ES). PÉREZ
PUERTO, María José [ES/ES]; Avda. de la Industria,
52, E-28760 Tres Cantos - Madrid (ES). MEDINA

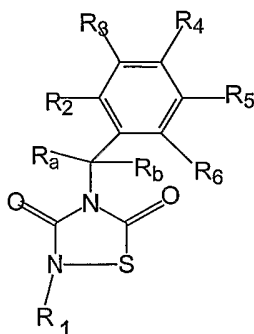
(84) Designated States (unless otherwise indicated, for every
kind of regional protection available): ARIPO (BW, GH,
GM, KE, LS, MW, MZ, NA, SD, SL, SZ, TZ, UG, ZM,
ZW), Eurasian (AM, AZ, BY, KG, KZ, MD, RU, TJ, TM),
European (AT, BE, BG, CH, CY, CZ, DE, DK, EE, ES, FI,
FR, GB, GR, HU, IE, IS, IT, LT, LU, MC, NL, PL, PT, RO,
SE, SI, SK, TR), OAPI (BF, BJ, CF, CG, CI, CM, GA, GN,
GQ, GW, ML, MR, NE, SN, TD, TG).

Published:

— with international search report

For two-letter codes and other abbreviations, refer to the "Guid-
ance Notes on Codes and Abbreviations" appearing at the begin-
ning of each regular issue of the PCT Gazette.

(54) Title: THIADIAZOLIDINONES AS GSK-3 INHIBITORS



(I)

(57) Abstract: Provided are thiazolidinone compounds of Formula (I) wherein R₁ is an organic group having at least 8 atoms selected from C or O, which is not linked directly to the N through a -C(O)- and comprising at least an aromatic ring, and their pharmaceutical compositions. These compounds are selective GSK-3 inhibitors and have improved bioavailability. They are useful for the treatment of GSK-3 mediated diseases, among others Alzheimer's disease, type II diabetes, depression and brain injury.

THIADIAZOLIDINONES AS GSK-3 INHIBITORS

5

FIELD OF THE INVENTION

The present invention relates to enzyme inhibitors, and more particularly to heterocyclic inhibitors of glycogen synthase kinase 3 β , GSK-3, to processes of preparation of such compounds, to pharmaceutical compositions comprising them, and to their use for the treatment and or prophylaxis of a disease in which GSK-3 is involved, such as Alzheimer's disease or non-insulin dependent diabetes mellitus.

15

BACKGROUND OF THE INVENTION

The search for new therapeutic agents has been greatly aided in recent years by better understanding of the structure of enzymes and other biomolecules associated with target diseases. One important class of enzymes that has been the subject of extensive study is the protein kinases. Many diseases are associated with abnormal cellular responses triggered by protein kinase-mediated events. These diseases include autoimmune diseases, inflammatory diseases, neurological and neurodegenerative diseases, cancer, cardiovascular diseases, allergies and asthma, Alzheimer's disease or hormone-related diseases. Accordingly, there has been a substantial effort in medicinal chemistry to find protein kinase inhibitors that are effective as therapeutic agents.

Glycogen synthase kinase-3 (GSK-3) is a serine/threonine protein kinase comprised of a α and β isoforms that are each encoded by distinct genes (Coghlan et al., *Chemistry & Biology*, 7, 793-803 (2000); Kim and Kimmel, *Curr. Opinion Genetics Dev.*, 10, 508-514 (2000)). The threonine/serine kinase glycogen synthase kinase-3 (GSK-3) fulfills a pivotal role in various receptor-linked signalling pathways (Doble, BW, Woodgett, JR *J. Cell Sci.* 2003, 116:1175-1186). Dysregulation within these pathways is considered a crucial event in the development of several prevalent human disorders, such as type II diabetes (Kaidanovich O, Eldar-Finkelman H, *Expert Opin. Ther. Targets*, 2002, 6:555-561), Alzheimer's disease (Grimes CA, Jope RS, *Prog. Neurobiol.* 2001, 65:391-426), CNS disorders such as manic depressive disorder and neurodegenerative diseases, and chronic

inflammatory disorders (Hoeflich KP, Luo J, Rubie EA, Tsao MS, Jin O, Woodgett J, *Nature* 2000, 406:86-90). These diseases may be caused by, or result in, the abnormal operation of certain cell signalling pathways in which GSK-3 plays a role.

5 GSK-3 has been found to phosphorylate and modulate the activity of a number of regulatory proteins. These proteins include glycogen synthase which is the rate limiting enzyme necessary for glycogen synthesis, the microtubule associated protein Tau, the gene transcription factor β -catenin, the translation initiation factor eIF2B, as well as ATP citrate lyase, axin, heat shock factor-1, c-Jun, c-Myc, c-Myb, CREB, and CEPBa. These diverse
10 protein targets implicate GSK-3 in many aspects of cellular metabolism, proliferation, differentiation and development.

Currently, inhibition of GSK-3 may represent a viable strategy to develop novel medicinal entities for the treatment of such unmet diseases (Martinez A, Castro A,
15 Dorronsoro I, Alonso M, *Med. Res. Rev.*, 2002, 22:373-384) through insulin mimicry, tau dephosphorylation and amyloid processing, or transcriptional modulation respectively.

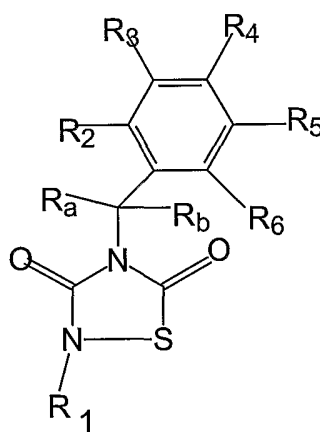
Among the great diversity of chemical structures with GSK-3 inhibition already found (Dorronsoro, I; Castro, A; Martinez, A *Exp Opin Ther Patents* 2002, 12:1527-1536;
20 Alonso, M. and Martínez, A. *Current Medicinal Chemistry* 2004, 11, 753-761), the 2,4-disubstituted thiadiazolidinone (TDZD) are presented as the first ATP-non competitive GSK-3 inhibitors (Martinez A, Alonso M, Castro A, Perez C, Moreno F, *J Med Chem*, 2002, 45:1292-1299; WO 01 85685 and US 2003/0195238). These compounds have great interest since they are selective and do not show inhibition on other several kinases such as
25 PKA, PKC, CK-2 and CDK1/cyclin B. However, thiadiazolidinones have the tendency to react with nucleophiles and this property may jeopardize their drug potential.

There is still a need to find good GSK-3 inhibitors, being both effective and selective, and having good "drugability" properties, i.e. good pharmaceutical properties
30 related to administration, distribution, metabolism and excretion.

DESCRIPTION OF THE INVENTION

Taking advantage of some of our molecular modelling results and theories, we have designed and synthesized a second generation of 2,4-disubstituted thiazolidinones (TDZD) which are very stable against thiol-containing biological molecules such as glutathion and BSA (bovine serum albumina). Surprisingly, these compounds have also a very favourable drugable profile, in particular oral bioavailability and blood brain barrier penetration.

In one aspect the invention is directed to compounds of general formula I:



I

wherein:

R_1 is an organic group having at least 8 atoms selected from C or O, which is not linked directly to the N through a $-C(O)-$ and comprising at least an aromatic ring;

R_a , R_b , R_2 , R_3 , R_4 , R_5 , R_6 are independently selected from hydrogen, substituted or unsubstituted alkyl, substituted or unsubstituted cycloalkyl, substituted or unsubstituted alkenyl, substituted or unsubstituted aryl, substituted or unsubstituted heterocyclyl, $-COR_7$, $-C(O)OR_7$, $-C(O)NR_7R_8$, $-C=NR_7$, $-CN$, $-OR_7$, $-OC(O)R_7$, $-S(O)_t-R_7$, $-NR_7R_8$, $-NR_7C(O)R_8$, $-NO_2$, $-N=CR_7R_8$ or halogen,

t is 0, 1, 2 or 3,

R_7 and R_8 are each independently selected from hydrogen, substituted or unsubstituted alkyl, substituted or unsubstituted cycloalkyl, substituted or unsubstituted alkenyl, substituted or unsubstituted aryl, substituted or unsubstituted heterocyclyl, substituted or unsubstituted alkoxy, substituted or unsubstituted aryloxy, halogen;

wherein R_a and R_b together can form a group =O, and wherein any pair $R_a R_2$, $R_2 R_3$, $R_3 R_4$, $R_4 R_5$, $R_5 R_6$, $R_6 R_b$, or $R_7 R_8$ can form together a cyclic substituent;
or a pharmaceutically acceptable salt, prodrug or solvate thereof.

5 We have found that compounds with a benzyl like structure at position 4 and a bulky group comprising an aromatic ring or rings at position 2 of the thiadiazolidinones interact optimally with the GSK-3 enzyme while at the same time presenting good drugability properties.

10 Preferred compounds are those in which R_1 has an aromatic group having at least 10 aromatic carbons. These compounds show good activity, stability and reduced binding to plasma proteins like glutathione and albumin.

Also preferred are compounds in which R_1 has an aromatic group directly linked to the
15 N of the thiadiazolidine.

In a particular embodiment compounds in which R_1 is a naphthyl group are preferred, most preferably if R_1 is a a-naphthyl group.

20 Another preferred class of compounds are those in which the substituent at position 4 of the TDZD is an unsubstituted benzyl group.

In another aspect the invention is directed to pharmaceutical compositions which comprise a compound according to formula (I) or a pharmaceutically acceptable salt,
25 prodrug or solvate thereof, and a pharmaceutically acceptable carrier, adjuvant or vehicle. In a preferred embodiment the formulation is oral.

The present invention is also directed to the use of the above defined compounds in the manufacture of a medicament, preferably for a GSK-3 mediated disease or condition.

30

Alternatively, the invention is also directed to a method of treatment of a GSK-3 mediated disease or condition comprising the administration of an effective amount of a

compound of formula I as defined above, or a or a pharmaceutically acceptable salt, prodrug or solvate thereof, to a patient in need thereof.

In another aspect, the invention is directed to the use of the above defined
5 compounds as reactivities for biological assays, preferably as a reactivity for GSK-3 inhibition.

In another aspect the invention is directed to a process for preparing a compound of
formula I above by reaction of the appropriate benzyl isothiocyanate with a isocyanate of
formula $R_1-N=C=O$.

10

DETAILED DESCRIPTION OF THE INVENTION

15 The typical compounds of this invention selectively inhibit GSK-3 β without inhibition of other protein kinases such as PKA, PKC, CK-2 and CdK2, which could eliminate the effects. Additionally they do not bind significantly to model proteins such as Glutathione and Bovine Serum Albumin which is a good indication of their stability in plasma. They also show good absorption and blood brain barrier permeability as
20 demonstrated by the examples.

In the above definition of compounds of formula (I) the following terms have the meaning indicated:

25 "Alkyl" refers to a straight or branched hydrocarbon chain radical consisting of carbon and hydrogen atoms, containing no saturation, having one to eight carbon atoms, and which is attached to the rest of the molecule by a single bond, e. g., methyl, ethyl, n-propyl, i-propyl, n-butyl, t-butyl, n-pentyl, etc. Alkyl radicals may be optionally substituted by one or more substituents such as halo, hydroxy, alkoxy, carboxy, cyano, carbonyl, acyl,
30 alkoxy-carbonyl, amino, nitro, mercapto and alkylthio.

"Alkoxy" refers to a radical of the formula $-OR_a$ where R_a is an alkyl radical as defined above, e. g., methoxy, ethoxy, propoxy, etc.

"Alkoxy carbonyl" refers to a radical of the formula $-C(O)ORa$ where Ra is an alkyl radical as defined above, e. g., methoxycarbonyl, ethoxycarbonyl, propoxycarbonyl, etc.

5 "Alkylthio" refers to a radical of the formula $-SRa$ where Ra is an alkyl radical as defined above, e. g., methylthio, ethylthio, propylthio, etc.

"Amino" refers to a radical of the formula $-NH_2$, $-NHRa$ or $-NRaRb$, Wherein Ra and Rb are as defined above.

10

"Aryl" refers to a phenyl, naphthyl, indenyl, fenanthryl or anthracyl radical, preferably phenyl or naphthyl radical. The aryl radical may be optionally substituted by one or more substituents such as hydroxy, mercapto, halo, alkyl, phenyl, alkoxy, haloalkyl, nitro, cyano, dialkylamino, aminoalkyl, acyl and alkoxy carbonyl, as defined herein.

15

"Arylalkyl" refers to an aryl group linked to an alkyl group. Preferred examples include benzyl and phenethyl.

20 "Acyl" refers to a radical of the formula $-C(O)-Rc$ and $-C(O)-Rd$ where Rc is an alkyl radical as defined above and Rd is an aryl radical as defined above, e. g., acetyl, propionyl, benzoyl, and the like.

"Aroylalkyl" refers to an alkyl group substituted with $-Ra-C(O)-Rd$, wherein Ra is an alkyl radical. Preferred examples include benzoylmethyl. [verificar si es correcto]

25

"Carboxy" refers to a radical of the formula $-C(O)OH$.

30 "Cycloalkyl" refers to a stable 3-to 10-membered monocyclic or bicyclic radical which is saturated or partially saturated, and which consist solely of carbon and hydrogen atoms. Unless otherwise stated specifically in the specification, the term "cycloalkyl" is meant to include cycloalkyl radicals which are optionally substituted by one or more such as alkyl, halo, hydroxy, amino, cyano, nitro, alkoxy, carboxy and alkoxy carbonyl.

"Fused aryl" refers to an aryl group, especially a phenyl or heteroaryl group, fused to another ring.

5 "Halo" refers to bromo, chloro, iodo or fluoro.

"Haloalkyl" refers to an alkyl radical, as defined above, that is substituted by one or more halo radicals, as defined above, e. g., trifluoromethyl, trichloromethyl, 2,2,2-trifluoroethyl, 1-fluoromethyl-2-fluoroethyl, and the like.

10

"Heterocycle" refers to a heterocyclyl radical. The heterocycle refers to a stable 3-to 15 membered ring which consists of carbon atoms and from one to five heteroatoms selected from the group consisting of nitrogen, oxygen, and sulfur, preferably a 4-to 8-membered ring with one or more heteroatoms, more preferably a 5-or 6-membered ring with one or more heteroatoms. For the purposes of this invention, the heterocycle may be a monocyclic, bicyclic or tricyclic ring system, which may include fused ring systems; and the nitrogen, carbon or sulfur atoms in the heterocyclyl radical may be optionally oxidised; the nitrogen atom may be optionally quaternized ; and the heterocyclyl radical may be partially or fully saturated or aromatic. Examples of such heterocycles include, but are not limited to, azepines, benzimidazole, benzothiazole, furan, isothiazole, imidazole, indole, piperidine, piperazine, purine, quinoline, thiadiazole, tetrahydrofuran.

15
20

References herein to substituted groups in the compounds of the present invention refer to the specified moiety that may be substituted at one or more available positions by one or more suitable groups, e. g., halogen such as fluoro, chloro, bromo and iodo ; cyano ; hydroxyl ; nitro ; azido ; alkanoyl such as a C1-6 alkanoyl group such as acyl and the like ; carboxamido; alkyl groups including those groups having 1 to about 12 carbon atoms or from 1 to about 6 carbon atoms and more preferably 1-3 carbon atoms ; alkenyl and alkynyl groups including groups having one or more unsaturated linkages and from 2 to about 12 carbon or from 2 to about 6 carbon atoms ; alkoxy groups having one or more oxygen linkages and from 1 to about 12 carbon atoms or 1 to about 6 carbon atoms ; aryloxy such as phenoxy ; alkylthio groups including those moieties having one or more thioether linkages and from 1 to about 12 carbon atoms or from 1 to about 6 carbon atoms ;

25
30

alkylsulfinyl groups including those moieties having one or more sulfinyl linkages and from 1 to about 12 carbon atoms or from 1 to about 6 carbon atoms ; alkylsulfonyl groups including those moieties having one or more sulfonyl linkages and from 1 to about 12 carbon atoms or from 1 to about 6 carbon atoms ; aminoalkyl groups such as groups having
5 one or more N atoms and from 1 to about 12 carbon atoms or from 1 to about 6 carbon atoms ; carbocyclic aryl having 6 or more carbons, particularly phenyl or naphthyl and aralkyl such as benzyl. Unless otherwise indicated, an optionally substituted group may have a substituent at each substitutable position of the group, and each substitution is independent of the other.

10

Unless otherwise stated, the compounds of the invention are also meant to include compounds which differ only in the presence of one or more isotopically enriched atoms. For example, compounds having the present structures except for the replacement of a hydrogen by a deuterium or tritium, or the replacement of a carbon by a ^{13}C - or ^{14}C -
15 enriched carbon or ^{15}N -enriched nitrogen are within the scope of this invention.

20

The term "pharmaceutically acceptable salts, derivatives, solvates , prodrugs" refers to any pharmaceutically acceptable salt, ester, solvate, or any other compound which, upon administration to the recipient is capable of providing (directly or indirectly) a compound
as described herein. However, it will be appreciated that non-pharmaceutically acceptable salts also fall within the scope of the invention since those may be useful in the preparation of pharmaceutically acceptable salts. The preparation of salts, prodrugs and derivatives can be carried out by methods known in the art.

25

For instance, pharmaceutically acceptable salts of compounds provided herein are synthesized from the parent compound which contains a basic or acidic moiety by conventional chemical methods. Generally, such salts are, for example, prepared by reacting the free acid or base forms of these compounds with a stoichiometric amount of the appropriate base or acid in water or in an organic solvent or in a mixture of the two.
30 Generally, nonaqueous media like ether, ethyl acetate, ethanol, isopropanol or acetonitrile are preferred. Examples of the acid addition salts include mineral acid addition salts such as, for example, hydrochloride, hydrobromide, hydroiodide, sulphate, nitrate, phosphate, and organic acid addition salts such as, for example, acetate, maleate, fumarate, citrate,

oxalate, succinate, tartrate, malate, mandelate, methanesulphonate and p-toluenesulphonate. Examples of the alkali addition salts include inorganic salts such as, for example, sodium, potassium, calcium, ammonium, magnesium, aluminium and lithium salts, and organic alkali salts such as, for example, ethylenediamine, ethanolamine, N,N-dialkyl-
5 dialkyl-ethanolamine, triethanolamine, glucamine and basic aminoacids salts.

Particularly favoured derivatives or prodrugs are those that increase the bioavailability of the compounds of this invention when such compounds are administered to a patient (e.g., by allowing an orally administered compound to be more readily
10 absorbed into the blood) or which enhance delivery of the parent compound to a biological compartment (e.g., the brain or lymphatic system) relative to the parent species.

Any compound that is a prodrug of a compound of formula (I) is within the scope of the invention. The term "prodrug" is used in its broadest sense and encompasses those
15 derivatives that are converted in vivo to the compounds of the invention. Such derivatives would readily occur to those skilled in the art, and include, depending on the functional groups present in the molecule and without limitation, the following derivatives of the present compounds: esters, amino acid esters, phosphate esters, metal salts sulfonate esters, carbamates, and amides. Examples of well known methods of producing a prodrug of a
20 given acting compound are known to those skilled in the art and can be found e.g. in Krogsgaard-Larsen et al. "Textbook of Drugdesign and Discovery" Taylor & Francis (april 2002).

The compounds of the invention may be in crystalline form either as free
25 compounds or as solvates (e.g. hydrates) and it is intended that both forms are within the scope of the present invention. Methods of solvation are generally known within the art. Suitable solvates are pharmaceutically acceptable solvates. In a particular embodiment the solvate is a hydrate.

30 The compounds of formula (I) or their salts or solvates are preferably in pharmaceutically acceptable or substantially pure form. By pharmaceutically acceptable form is meant, inter alia, having a pharmaceutically acceptable level of purity excluding normal pharmaceutical additives such as diluents and carriers, and including no material

considered toxic at normal dosage levels. Purity levels for the drug substance are preferably above 50%, more preferably above 70%, most preferably above 90%. In a preferred embodiment it is above 95% of the compound of formula (I), or of its salts, solvates or prodrugs.

5

The compounds of the present invention represented by the above described formula (I) may include enantiomers depending on the presence of chiral centres or isomers depending on the presence of multiple bonds (e.g. Z, E). The single isomers, enantiomers or diastereoisomers and mixtures thereof fall within the scope of the present invention.

10

We have found that the compounds of formula I above are selective GSK-3 inhibitors (they do not show inhibition on other kinases) and additionally they present good pharmacological properties which makes them suitable for drug development. Indeed, through the adequate selection of the size and chemical characteristics of the substituents on the TDZD ring we have obtained compounds that are very stable against plasma molecules such as glutathion and BSA, and have shown good oral bioavailability and blood barrier penetration.

15

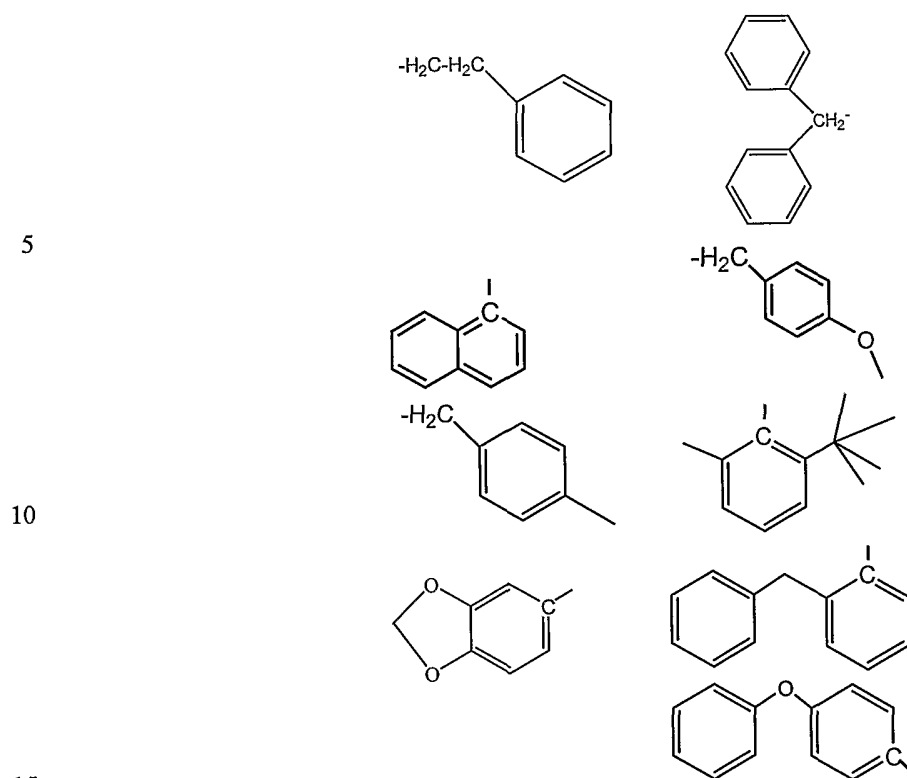
R_1 comprises an aromatic group, this improves the stability properties. In an embodiment R_1 has at least 10 aromatic carbons. Alternatively, good compounds are obtained with electron donating groups on the aromatic ring such as alkoxy or methyendioxy.

20

Although R_1 can be linked to the TDZD through any group as long as it is not – C(O)- (because of degradation and poor stability in plasma), it is preferred that the aromatic group is directly linked to the N of the TDZD.

25

Representative substituents that can be used as R_1 are the following:



Very good results of stability and bioavailability *in vivo* have been obtained with a bulky aromatic group such as naphthyl. In particular alpha-naphthyl has given good results. When R_1 is alpha-naphthyl, it is preferred that it is an unsubstituted alpha-naphthyl.

20

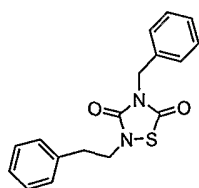
Concerning the substituent at position 4 of the TDZD, it is preferred that R_a and R_b are H.

In another embodiment it is preferred that R_2 , R_3 , R_4 , R_5 , R_6 are independently selected from hydrogen, substituted or unsubstituted alkyl, COR_7 , $-C(O)OR_7$, $-OR_7$, $-NR_7R_8$, or halogen.

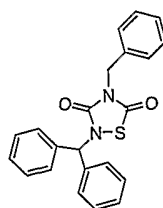
25

Most preferably the substituent at position 4 is unsubstituted benzyl.

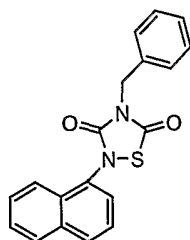
Representative compounds of the invention are the following:



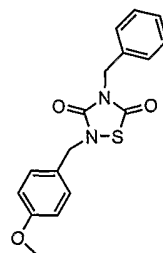
4-Benzyl-2-phenethyl-[1,2,4]thiadiazolidine-3,5-dione



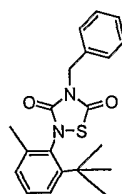
4-Benzyl-2-diphenylmethyl-1,2,4-thiadiazolidine-3,5-dione



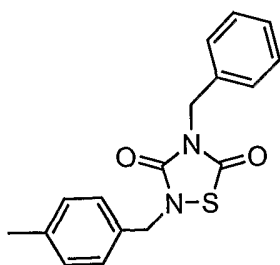
4-Benzyl-2-naphthalen-1-yl-[1,2,4]thiadiazolidine-3,5-dione



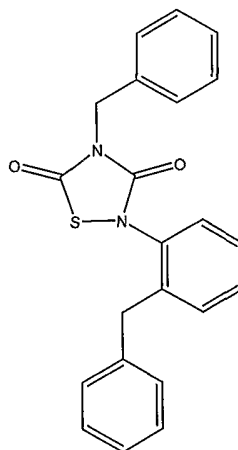
4-Benzyl-2-(4-methoxy-benzyl)-[1,2,4]thiadiazolidine-3,5-dione



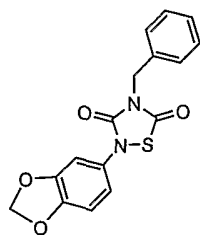
4-Benzyl-2-(2-*tert*-butyl-6-methyl-phenyl)-[1,2,4]thiadiazolidine-3,5-dione



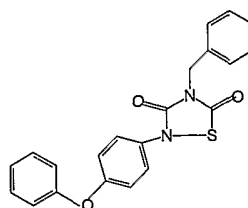
4-Benzyl-2-(4-methyl-benzyl)-[1,2,4]thiadiazolidine-3,5-dione



4-Benzyl-2-(2-benzyl-phenyl)-[1,2,4]thiadiazolidine-3,5-dione



2-Benzo[1,3]dioxol-5-yl-4-benzyl-[1,2,4]thiadiazolidine-3,5-dione

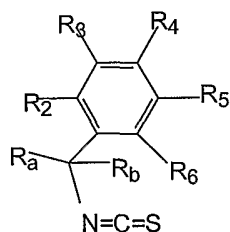


4-BENZYL-2-(4-PHENOXY-PHENYL)-[1,2,4]THIADIAZOLIDINE-3,5-DIONE

And their salts, prodrugs and solvates.

The compounds of formula (I) defined above can be obtained by available synthetic
 5 procedures. Some examples of these procedures are described in WO 01/85685 and US
 2003/0195238 and references therein. The content of these documents is incorporated
 herein by reference in its entirety.

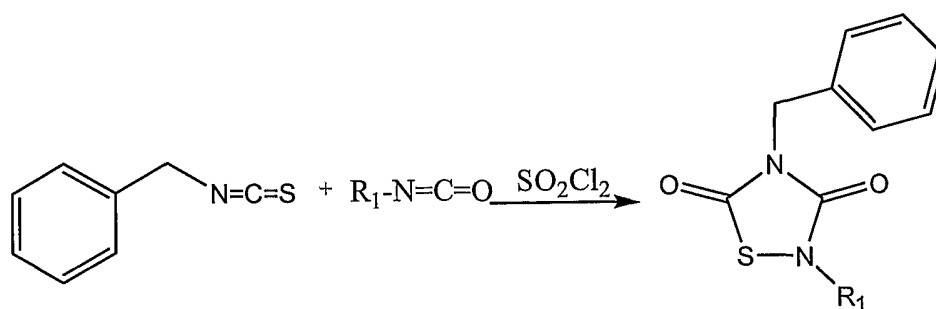
Therefore in another aspect the invention provides a process for the preparation of a
 10 compound of formula (I) or a salt or solvate thereof as claimed in any of claims 1-11,
 which comprises reacting a benzyl substituted isothiocyanate of formula II



formula II

15 with a compound of formula $R_1-N=C=O$.

For example, the following procedure can be used to produce 4-N-benzyl substituted
 thiadiazolidinones:



Scheme 1

20

The general experimental procedure of Scheme 1 is described for example in Slomeczynska, U.; Barany, G., "Efficient Synthesis of 1,2,4-Dithiazolidine-3,5-diones (Dithiasuccinoyl- amines) and observations on formation of 1,2,4-Thiadiazolidine-3,5-dione by related Chemistry", *J. Heterocyclic Chem.*, **1984**, *21*, 241-246.

5

For example, sulfuryl chloride is added dropwise with stirring, under nitrogen atmosphere, preferably at low temperature, preferably at about 5 °C, to a solution of benzyl isothiocyanate and the isocyanate indicated in each case, in a suitable solvent such as hexane, ether or THF. When the addition is finished, the mixture is left to react, for example
10 by stirring for 20 hours at room temperature. After this time, the resulting product is isolated by conventional methods such as suction filtration or solvent evaporation and then, the purification is performed (e.g. by recrystallization or silica gel column chromatography using the appropriate eluent).

15

Other alternative procedures will be apparent to the person skilled in the art, such as the use of any other chlorinating agent instead of sulfuryl chloride, variations in the order of addition of the reactants and reaction conditions (solvents, temperature, etc).

20

The reaction products may, if desired, be purified by conventional methods, such as crystallisation, chromatography and trituration.

25

One preferred pharmaceutically acceptable form is the crystalline form, including such form in a pharmaceutical composition. In the case of salts and solvates the additional ionic and solvent moieties must also be non-toxic. The compounds of the invention may
25 present different polymorphic forms, it is intended that the invention encompasses all such forms.

30

Another aspect of this invention relates to a method of treating or preventing an GSK-3 mediated disease with an GSK-3 inhibitor as described above, which method
30 comprises administering to a patient in need of such a treatment a therapeutically effective amount of a compound of formula (I) or a pharmaceutical composition thereof.

The terms "GSK-3 mediated disease, or "GSK-3 mediated condition", as used herein, mean any disease or other deleterious condition or state in which GSK-3 is known

to play a role. Such diseases or conditions include, without limitation, diabetes, conditions associated with diabetes, chronic neurodegenerative conditions including dementias such as Alzheimer's disease, Parkinson's disease, progressive supranuclear palsy, subacute sclerosing panencephalitic parkinsonism, postencephalitic parkinsonism, pugilistic encephalitis, guam parkinsonism-dementia complex, Pick's disease, corticobasal degeneration, frontotemporal dementia, Huntington's Disease, AIDS associated dementia, amyotrophic lateral sclerosis, multiple sclerosis and neurotraumatic diseases such as acute stroke, epilepsy, mood disorders such as depression, schizophrenia and bipolar disorders, promotion of functional recovery post stroke, cerebral bleeding (for example, due to solitary cerebral amyloid angiopathy), hair loss, obesity, atherosclerotic cardiovascular disease, hypertension, polycystic ovary syndrome, syndrome X, ischaemia, brain injury, especially traumatic brain injury, cancer, leukopenia, Down's syndrome, Lewy body disease, inflammation, chronic inflammatory diseases, cancer and hyperproliferative diseases as hyperplasias and immunodeficiency.

15

In a particular embodiment of the invention the compounds of formula (I) or their pharmaceutical compositions, e.g. in oral form, are used for the treatment of the Alzheimer's disease.

20 In another embodiment of the invention the compounds of formula (I) or their pharmaceutical compositions, e.g. in oral form, are used for the treatment of the diabetes.

In another embodiment of the invention the compounds of formula (I) or their pharmaceutical compositions, e.g. in oral form, are used for the treatment of the depression.

25 In another embodiment of the invention the compounds of formula (I) or their pharmaceutical compositions, e.g. in oral form, are used for the treatment of brain injury.

The present invention further provides pharmaceutical compositions comprising a compound of this invention, pharmaceutically acceptable salts, derivatives, prodrugs or stereoisomers thereof with a pharmaceutically acceptable carrier, adjuvant, or vehicle, for administration to a patient.

30

Examples of pharmaceutical compositions include any solid (tablets, pills, capsules, granules etc.) or liquid (solutions, suspensions or emulsions) composition for oral, topical or parenteral administration.

5 In a preferred embodiment the pharmaceutical compositions are in oral form. Suitable dose forms for oral administration may be tablets and capsules and may contain conventional excipients known in the art such as binding agents, for example syrup, acacia, gelatin, sorbitol, tragacanth, or polyvinylpyrrolidone; fillers, for example lactose, sugar, maize starch, calcium phosphate, sorbitol or glycine; tableting lubricants, for example
10 magnesium stearate; disintegrants, for example starch, polyvinylpyrrolidone, sodium starch glycollate or microcrystalline cellulose; or pharmaceutically acceptable wetting agents such as sodium lauryl sulfate.

The solid oral compositions may be prepared by conventional methods of blending,
15 filling or tableting. Repeated blending operations may be used to distribute the active agent throughout those compositions employing large quantities of fillers. Such operations are conventional in the art. The tablets may for example be prepared by wet or dry granulation and optionally coated according to methods well known in normal pharmaceutical practice, in particular with an enteric coating.

20 The pharmaceutical compositions may also be adapted for parenteral administration, such as sterile solutions, suspensions or lyophilized products in the appropriate unit dosage form. Adequate excipients can be used, such as bulking agents, buffering agents or surfactants.

25 The mentioned formulations will be prepared using standard methods such as those described or referred to in the Spanish and US Pharmacopoeias and similar reference texts.

Administration of the compounds or compositions of the present invention may be
30 by any suitable method, such as intravenous infusion, oral preparations, and intraperitoneal and intravenous administration. Oral administration is preferred because of the convenience for the patient and the chronic character of many of the diseases to be treated.

Generally an effective administered amount of a compound of the invention will depend on the relative efficacy of the compound chosen, the severity of the disorder being treated and the weight of the sufferer. However, active compounds will typically be administered once or more times a day for example 1, 2, 3 or 4 times daily, with typical
5 total daily doses in the range of from 0.1 to 1000 mg/kg/day.

The compounds and compositions of this invention may be used with other drugs to provide a combination therapy. The other drugs may form part of the same composition, or be provided as a separate composition for administration at the same time or at different
10 time.

In another aspect the invention relates to inhibiting GSK-3 activity in a biological sample with the compounds of formula (I), which method comprises contacting the biological sample with a GSK-3 inhibitor of formula (I). The term "biological sample", as
15 used herein, includes, without limitation, cell cultures or extracts thereof; preparations of an enzyme suitable for in vitro assay; biopsied material obtained from a mammal or extracts thereof; and blood, saliva, urine, feces, semen, tears, or other body fluids or extracts thereof. Thus, in one aspect the invention is directed to the use of compounds of formula I as reactives for biological assays, in particular as a reactive for GSK-3 inhibition.

20

The following examples are intended to further illustrate the invention. They should not be interpreted as a limitation of the scope of the invention as defined in the claims.

25

EXAMPLES

Synthesis of compounds

General experimental procedure:

30

Sulfuryl chloride is added dropwise with stirring, under nitrogen atmosphere, at 5 °C to a solution of benzyl isothiocyanate and the isocyanate indicated in each case, in hexane, ether or THF. When the addition is finished, the mixture is stirred for 20 hours at room temperature. After this time, the resulting product is isolated by suction filtration or by

solvent evaporation and then, the purification is performed by recrystallization or silica gel column chromatography using the appropriate eluent. More details can be found in Slomczynska, U.; Barany, G., "Efficient Synthesis of 1,2,4-Dithiazolidine-3,5-diones (Dithiasuccinoyl-amines) and observations on formation of 1,2,4-Thiadiazolidine-3,5-dione
5 by related Chemistry", *J. Heterocyclic Chem.*, **1984**, *21*, 241-246.

Example 1

2-Phenethyl-4-benzyl-(1,2,4)thiadiazolidine-3,5-dione (1)

10 Reagents: Benzyl-isothiocyanate (6.5 mmol, 0.85 mL), phenethylisocyanate (6.5 mmol, 0.89 mL) and SO₂Cl₂ (6.5 mmol, 0.52 mL) in diethyl ether (25 mL). Isolation: solvent evaporation. Purification: silica gel column chromatography (AcOEt/ hexane, 1:4).

Yield: 1.5 g (74%), yellow oil.

15 ¹H-RMN (CDCl₃): 2.9 (t, 2H, CH₂CH₂Ph, *J*=7.2 Hz); 3.9 (t, 2H, CH₂CH₂Ph, *J*=7.2 Hz); 4.8 (s, 2H, CH₂Ph); 7.2-7.4 (m, 10 H, arom)

¹³C-RMN (CDCl₃): 34.9 (CH₂CH₂Ph); 4.9 (CH₂CH₂Ph); 46.2 (CH₂Ph); 126.9; 128.5; 128.6; 136.6 (C arom CH₂Ph); 128.1; 128.6; 128.6; 135.0 (C arom CH₂CH₂Ph); 152.6 (3-C=O); 165.6 (5-C=O).

20 Anal (C₁₇H₁₆N₂O₂S), C, H, N, S.

Example 2

4-Benzyl-2-naphthalen-1-yl-[1,2,4]thiadiazolidine-3,5-dione (2)

25

Reagents: Benzyl-isothiocyanate (13 mmol, 1.72 mL), 1-naphthyl-isocyanate (13 mmol, 1.9 mL) and SO₂Cl₂ (13 mmol, 1.04 mL) in hexane (50 mL). Isolation: filtration of reaction mixture. Purification: recrystallization from EtOH.

Yield: 3.8 g (87%), white needles. mp= 150 °C

30

¹H-RMN (CDCl₃): 4.9 (s, 2H, CH₂Ph); 7.3-7.9 (m, 12H, arom.)

¹³C-RMN (CDCl₃): 46.5 (CH₂Ph); 128.3; 128.6; 129.0; 135.0 (C arom, Ph); 122.0; 125.3; 126.8; 127.2; 127.5; 128.5; 130.8; 134.4 (C arom, naphthyl); 152.2 (3-C=O); 165.9 (5-C=O).

Anal (C₁₉H₁₄N₂O₂S), C, H, N, S.

5

Example 3 (comparative)

2-(1-adamantyl)-4-benzyl-[1,2,4]thiadiazolidine-3,5-dione (3)

Reagents: Benzylisothiocyanate (6.5 mmol, 0.85 mL), 1-Adamantyl-isocyanate (6.5 mmol, 1.15 g) and SO₂Cl₂ (6.5 mmol, 0.52 mL) in diethyl ether (25 mL). Isolation: solvent
10 evaporation. Purification: silica gel column chromatography (AcOEt/ hexane, 1:4).

Yield: 0.89 g (40%), yellow crystals. mp= 128.8 °C

¹H-RMN (CDCl₃): 1.7 (m, 6H, adamantyl); 2.2 (m, 3H, adamantyl); 2,3 (m, 6H,
15 adamantyl); 4.8 (s, 2H, CH₂Ph); 7.2-7.4 (m, 5H, arom)

¹³C-RMN (CDCl₃): 29.9; 30.0; 35.9; 41.0; 60.0 (C adamantyl); 45.3 (CH₂Ph); 127.8; 128.5;
128.6; 135.4 (C arom).

Anal. (C₁₉H₂₂N₂O₂S), C, H, N, S.

20 Example 4

4-Benzyl-2-(4-methyl-benzyl)-[1,2,4]thiadiazolidine-3,5-dione (4)

Reagents: Benzylisothiocyanate (6.5 mmol, 0.85 mL), 4-methylbenzyl-isocyanate (6.5
mmol, 0.90 mL) and SO₂Cl₂ (6.5 mmol, 0.52 mL) in diethyl ether (25 mL). Isolation:
25 filtration of reaction mixture. Purification: recrystallization from MeOH.

Yield: 0.95 g (48%), white solid. mp= 69.1 °C

¹H-RMN (CDCl₃): 2.4 (s, 3H, CH₃); 4.7 (s, 2H, CH₂-Ph); 4.8 (2H, s, CH₂-Ph); 7.2 (s, 4H,
arom); 7.2-7.5 (m, 5H, arom).

¹³C-RMN (CDCl₃): 21.3 (CH₃); 45.9 (CH₂Ph); 48.5 (CH₂Ph); 128.1; 128.6; 128.7; 135.0
30 (C arom); 128.4; 129.5; 131.1; 138.6 (C arom); 152.8 (3-C=O); 165.7 (5-C=O).

Anal. (C₁₇H₁₆N₂O₂S), C, H, N, S.

Example 5

4-Benzyl 2-((3,4-methylenedioxy)phenyl) -[1,2,4]thiadiazolidine-3,5-dione (5)

Reagents: Benzylisothiocyanate (6.5 mmol, 0.85 mL), 3,4-(methylenedioxy)phenyl-
5 isocyanate (6.5 mmol, 1.06 mL) and SO₂Cl₂ (6.5 mmol, 0.52 mL) in diethyl ether (25 mL).

Isolation: filtration of reaction mixture. Purification: recrystallization from MeOH.

Yield: 1.4 g (66%), white solid. mp=126.5 °C

¹H-RMN (CDCl₃): 4.9 (s, 2H, CH₂Ph); 6.0 (s, 2H, O-CH₂-O); 6.7-7.0 (m, 3H, arom); 7.3-
10 7.5 (m, 5H, arom)

¹³C-RMN (CDCl₃): 46.2 (CH₂Ph); 128.2; 128.6; 129.0; 134.9 (C arom); 101.8 (O-CH₂-O);
106.4; 108.3; 118.2; 129.0; 148.1; 146.8 (C arom); 151.2 (3-C=O); 164.9 (5-C=O)

Anal. (C₁₆H₁₂N₂O₄S), C, H, N, S.

15 Example 6

4-Benzyl-2-diphenylmethyl-1,2,4-thiadiazolidine-3,5-dione (6)

Reagents: Benzylisothiocyanate (6.5 mmol, 0.85 mL), diphenylmethyl-isocyanate (6.5
mmol, 1.23 mL) and SO₂Cl₂ (6.5 mmol, 0.52 mL) in diethyl ether (25 mL). Isolation:
20 filtration of reaction mixture. Purification: recrystallization from MeOH.

Yield: 1.79 g (80%), white solid. mp=111.5 °C

¹H-RMN (CDCl₃): 4.85 (s, 2H, CH₂Ph); 6.8 (s, 1H, Ph-CH-Ph); 7.2-7.4 (m, 15 H, arom)

¹³C-RMN (CDCl₃): 45.9 (CH₂Ph); 61.6 (Ph-CH-Ph); 128.0; 128.6; 128.7; 135.0 (C arom);
25 128.1; 128.5; 128.5; 137.5 (2xPh); 152.6 (3-C=O); 165.8 (5-C=O)

Anal. (C₂₂H₁₈N₂O₂S), C, H, N, S.

Example 7

4-Benzyl-2-(4-methoxybenzyl)-[1,2,4]thiadiazolidine-3,5-dione (7)

30

Reagents: Benzylisothiocyanate (6.5 mmol, 0.85 mL), *p*-methoxybenzyl-isocyanate (6.5
mmol, 0.92 mL) and SO₂Cl₂ (6.5 mmol, 0.52 mL) in diethyl ether (25 mL). Isolation:
solvent evaporation. Purification: silica gel column chromatography (AcOEt/ hexane, 1:4).

Yield: 1.30 g (61%), yellowish solid. mp=86.4 °C

¹H-RMN (CDCl₃): 3.8 (s, 3H, CH₃); 4.7 (s, 2H, CH₂-Ph-OMe); 4.8(s, 2H, CH₂-Ph); 7.2-7.4 (m, 5H, arom); 6.8 (d, 2H, *J*=8.6 Hz); 7.2 (d, 2H, *J*=8.6 Hz)(Arom)

5 ¹³C-RMN (CDCl₃): 45.9 (CH₂-Ph); 48.2 (CH₂-Ph-OMe); 55.2 (O-CH₃); 128.0; 129.8; 128.4; 135.0 (C arom-Ph); 126.2; 128.5; 114.2; 159.7 (C arom Ph-OMe); 152.7 (3-C=O); 165.6 (5-C=O).

Anal. (C₁₇H₁₃N₂O₃S), C, H, N, S.

10 Example 8

4-Benzyl-2-(2- tert-butyl-6-methyl-phenyl)-(1,2,4)thiadiazolidine-3,5-dione (8)

Reagents: Benzylisothiocyanate (3.5 mmol, 0.45 mL), 2-tert-butyl-6-methylisocyanate (3.5 mmol, 662.5 mg) and SO₂Cl₂ (3.5 mmol, 0.25 mL) in diethyl ether (15 mL). Isolation:
15 solvent evaporation. Purification: silica gel column chromatography (AcOEt/ hexane, 1:10).Yield: 0.17 g (14%), brown solid. mp= 89.8 °C

¹H-RMN (CDCl₃): 1.4 (s, 9H, C(CH₃)₃); 2.1 (s, 3H, CH₃); 4.9 (2d, 2H, CH₂-Ph, *J*= 6.3 Hz); 7.1-7.5 (m, 8H, arom)

20 ¹³C-RMN (CDCl₃): 17.8 (CH₃); 31.9 (C(CH₃)); 35.9 (C(CH₃)); 46.2 (CH₂-Ph); 126.1; 128.6; 128.5; 135.1 (C arom-Bn); 131.5; 150.4; 139.4; 128.1; 129.5; 129.9 (C arom-Ph); 152.4 (3-C=O); 165.7 (5-C=O)

Anal. (C₂₀H₂₂N₂O₂S), C, H, N, S.

25 Example 9

4-Benzyl-2-(2-benzyl-phenyl)-[1,2,4]thiadiazolidine-3,5-dione (9)

Reagents: Benzylisothiocyanate (6.5 mmol, 0.85 mL), 2-benzylphenyl-isocyanate (6.5 mmol, 0.82 mL) and SO₂Cl₂ (6.5 mmol, 0.5 mL) in diethyl ether (25 mL). Isolation:
30 filtration of reaction mixture. Purification: recrystallization from EtOH

Yield: 1.50 g (62%), white solid. mp= 154.9 °C

¹H-RMN (CDCl₃): 3.9 (s, 2H, Ph-CH₂-Ph); 4.86 (s, 2H, CH₂Ph); 6.9-7.5 (m, 14 H, arom)

^{13}C -RMN (CDCl_3): 38.1 (Ph- CH_2 -Ph); 46.1(CH_2 -Ph); 135.1; 128.5; 128.6; 129.2 (C-Bn); 138.9; 129.9; 131.6; 128.4; 127.9; 133.1 (*Ph*- CH_2 -Ph); 140.9; 128.7; 128.6; 126.4 (Ph- CH_2 -*Ph*); 151.2 (3-C=O); 166.0 (5-C=O)

Anal. ($\text{C}_{22}\text{H}_{18}\text{N}_2\text{O}_2\text{S}$), C, H, N, S.

5

Example 10

4-Benzyl-2-(4-phenoxyphenyl)-[1,2,4]thiadiazolidine-3,5-dione (10)

Reagents: Benzylisothiocyanate (13 mmol, 1.6 mL), 4-phenoxyphenyl-isocyanate (13 mmol, 2.3 mL) and SO_2Cl_2 (13 mmol, 1 mL) in diethyl ether (50 mL). Isolation: filtration of reaction mixture. Purification: recrystallization from EtOH.

Yield: 4.12 g (84%), white solid. mp=88.8 °C

^1H -RMN (CDCl_3): 4.92 (s, 2H, CH_2Ph); 7.0-7.6 (m, 14 H, arom)

^{13}C -RMN (CDCl_3): 46.1 (CH_2Ph); 134.9; 128.7; 129.1; 128.3 (CH_2 -*Ph*); 130.1; 125.7; 119.2; 156.3 (*Ph*-O-Ph); 156.3; 119.1; 129.8; 123.8 (Ph-O-*Ph*); 151.1 (3-C=O); 165.0 (5-C=O)

Anal. ($\text{C}_{21}\text{H}_{16}\text{N}_2\text{O}_3\text{S}$), C, H, N, S.

20

Biological Methods

Example 11

25 GSK-3 β inhibition

The GSK-3 β activity was determined by incubation of a mixture of recombinant human GSK-3 enzyme, a phosphate source and GSK-3 substrate in the presence and in the absence of the corresponding test compound, and by measuring the GSK-3 activity of this mixture.

30

Recombinant human glycogen synthase kinase 3 β was assayed in MOPS 8 mM pH 7.3, EDTA 0.2 mM, MgCl_2 10 mM and sodium orthovanadate 0.25 mM in the presence of 62.5 μM of Phospho-Glycogen Synthase Peptide-2 (GS-2), 0.5 μCi γ - ^{33}P -ATP and unlabelled ATP at a final concentration of 12.5 μM . The final assay volume was 20 μl . After incubation for 30 minutes at 30 °C, 15 μl aliquots were spotted onto P81 phosphocellulose

35

papers. Filters were washed four times for at least 10 minutes each and counted with 1.5 ml of scintillation cocktail in a scintillation counter.

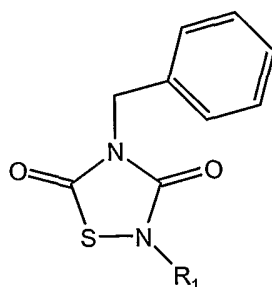
The compounds IC₅₀ values were calculated analyzing inhibition curves by non-linear regression using GraphPad Prism.

5

The IC₅₀ (concentration at which 50 % of enzyme inhibition is shown) values are gathered in table 1.

Table 1.- IC₅₀ values

10



Comp.	R ₁	IC ₅₀ GSK- 3 (μM)	Comp.	R ₁	IC ₅₀ GSK- 3 (μM)
1		3	6		2
2		2.4	7		< 50
3 (comparative)		> 50	8		3
4		1.8	9		8
5		4.2	10		3

Example 12

5

Binding to GSH and BSASample Preparation

10 The compounds (working solution at 1 mM) were incubated during 30 minutes at room temperature with Glutathione (Sigma) and Bovine serum albumin (Fraction V) (Sigma) at equimolecular concentrations (1 mM). After this time the solution was filtrated and analysed by HPLC-UV/MS.

Chromatographic methods

15 HPLC was performed with a symmetry C18 (2.1x150mm, 3.5µm) column using a Waters Alliance 2695 with a 2996 photodiode array and ZQ2000 mass spectrometer used for the analytical separation and for UV and mass determination. The gradient used for the elution was:

TIME (MIN)	% A	% B
0	100	0
20	0	100
21	100	0
25	100	0

20 Flux: 0.25 mL/min; temp: 30°C; Detection: 250 nm; Injection Volumen: 10 µL

Results are collected in Table 2

Table 2

Compound	% UNBINDING COMPOUND	
	GLUTATHIONE	ALBUMIN
1	34.7	80.2
2	95.0	98.0
3 (COMPARATIVE)	15.0	54.0

4	32.3	67.2
5	72.0	65.5
6	52.0	84.0
7	31.0	68.3
8	59.4	62.3
9	71.7	91.4
10	100.0	98.9

The table clearly indicates that all the compounds except compound 3 which has no aromatic ring have at least in one of the two properties assayed more than 50% of unbinding compound. There are also some compounds with more than 70% of unbinding compounds in the two assays. The presence of an aromatic group at position 2 (R_1) of the TDZD clearly improves the properties of these compounds. This effect is bigger if there are at least 10 aromatic carbons present in the substituent, or electron-donating substituents such as in compounds 5 and 10. We can also observe that when the aromatic group is directly linked to the N of the TDZD the results are better. Best results were obtained with phenyloxyphenyl and with alpha-naphthyl.

These data are clearly better than those of previous TDZD compounds. Indeed, previously described 2,4,-dibenzyl-1,2,4-thiadiazolidine-3,5-dione with a smaller substituent at position 2 of the thiadiazolidinone gives a value of 17,1 in the glutathione assay and 57,0 in the albumin assay, much lower than for example present compound 4 which has an additional methyl group, and in the range of comparative example 3 which has no aromatic rings. And the compound with $R_1 =$ benzoyl decomposes during the assays thus performing much worse than the compounds of formula I.

Example 13

Brain permeation after oral and intravenous administration

This study was conducted at CIDA S.A.L., Sta Perpètua de Mogola (Barcelona) Spain.

The objective of this study was investigate the pharmacokinetic behaviour of compound 2 (R₁ = alpha-naphthyl) and its possible accumulation in the brain tissue after both oral and intravenous administration.

C57/BL6 mice (15-30g) from Charles River laboratories Spain were used in this study. All the mice had free access to the dried, pelleted standard mouse diet. Water was available *ad libitum*. Animals were fasted for 4 hours before treatment, but with water *ad libitum*. They were fed 2 hours after administration.

Compound 2 was formulated in 10.0% PEG400, 10.0% Cremophor in bidistilled water. The route of administration was a single oral administration at 20 g/kg (10 mL/kg) and single intravenous administration at 2 mg/kg (10 mL/kg). An additional experiment was performed at 200 mg/kg by the oral route only to determine proportionality of absorption.

Four animals (2 males and 2 females) were used at each extraction time. Blood was heparinised, and after centrifugation (3000rpm, 10 mins, 5°C), two plasma aliquots stored at -20°C and -30 °C until analysis (HPLC/MS-MS).

The summary of the experiment results is showed in the table 3.

Table 3

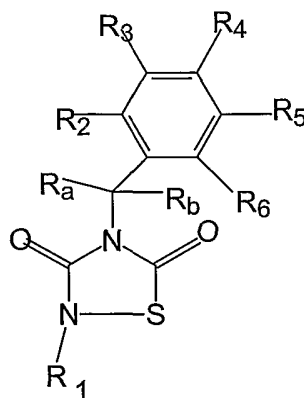
Dose	200 mg/kg	20 mg/kg
C max	9061.34 ng/mL	904.95 ng/mL
Bioavailability	Not evaluated	31.87%

Compound 2 is quickly absorbed from the GI tract after oral administration. A half-life of 6 hours was found after an oral administration of 20 mg/kg. Compound 2 presented a bioavailability of 31.87%. Levels of Compound 2 were detected in the brain, both after oral and intravenous administration. This shows that compounds of formula I above have good bioavailability properties and are suitable for development as a drug for the treatment of GSK-3 mediated diseases or conditions.

CLAIMS

1. A compound of general formula (I)

5



formula I

wherein:

10 R_1 is an organic group having at least 8 atoms selected from C or O, which is not linked directly to the N through a $-C(O)-$ and comprising at least an aromatic ring;

R_a , R_b , R_2 , R_3 , R_4 , R_5 , R_6 are independently selected from hydrogen, substituted or unsubstituted alkyl, substituted or unsubstituted cycloalkyl, substituted or unsubstituted alkenyl, substituted or unsubstituted aryl, substituted or unsubstituted heterocyclyl, -
15 COR_7 , $-C(O)OR_7$, $-C(O)NR_7R_8$, $-C=NR_7$, $-CN$, $-OR_7$, $-OC(O)R_7$, $-S(O)_t-R_7$, $-NR_7R_8$, $-NR_7C(O)R_8$, $-NO_2$, $-N=CR_7R_8$ or halogen,

wherein R_a and R_b together can form a group $=O$, and wherein any pair R_a , R_2 , R_3 , R_4 , R_4 , R_5 , R_5 , R_6 , R_6 , R_b or R_7R_8 can form together a cyclic substituent;

20 t is 0, 1, 2 or 3,

R_7 and R_8 are each independently selected from hydrogen, substituted or unsubstituted alkyl, substituted or unsubstituted cycloalkyl, substituted or unsubstituted alkenyl, substituted or unsubstituted aryl, substituted or unsubstituted heterocyclyl, substituted or unsubstituted alkoxy, substituted or unsubstituted aryloxy, halogen;

25 or a pharmaceutically acceptable salt, prodrug or solvate thereof.

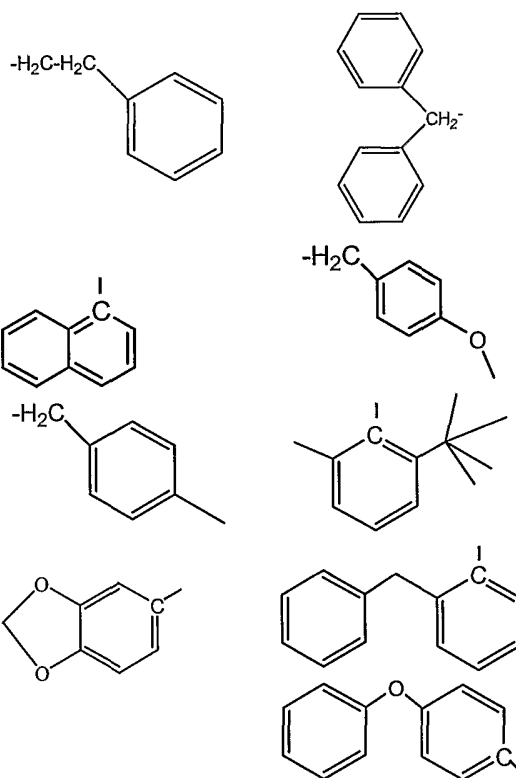
2. A compound according to claim 1 wherein R_1 has at least 10 aromatic carbons.

3. A compound according to claims 1 or 2, wherein the aromatic group is directly linked to the N of the thiadiazolidine.

4. A compound according to claim 3 wherein R_1 is a substituted or unsubstituted naphthyl group.

5. A compound according to claim 4 wherein R_1 is a substituted or unsubstituted alpha-naphthyl group, preferably an unsubstituted alpha-naphthyl group.

6. A compound according to claim 1 wherein R_1 is a group selected from:

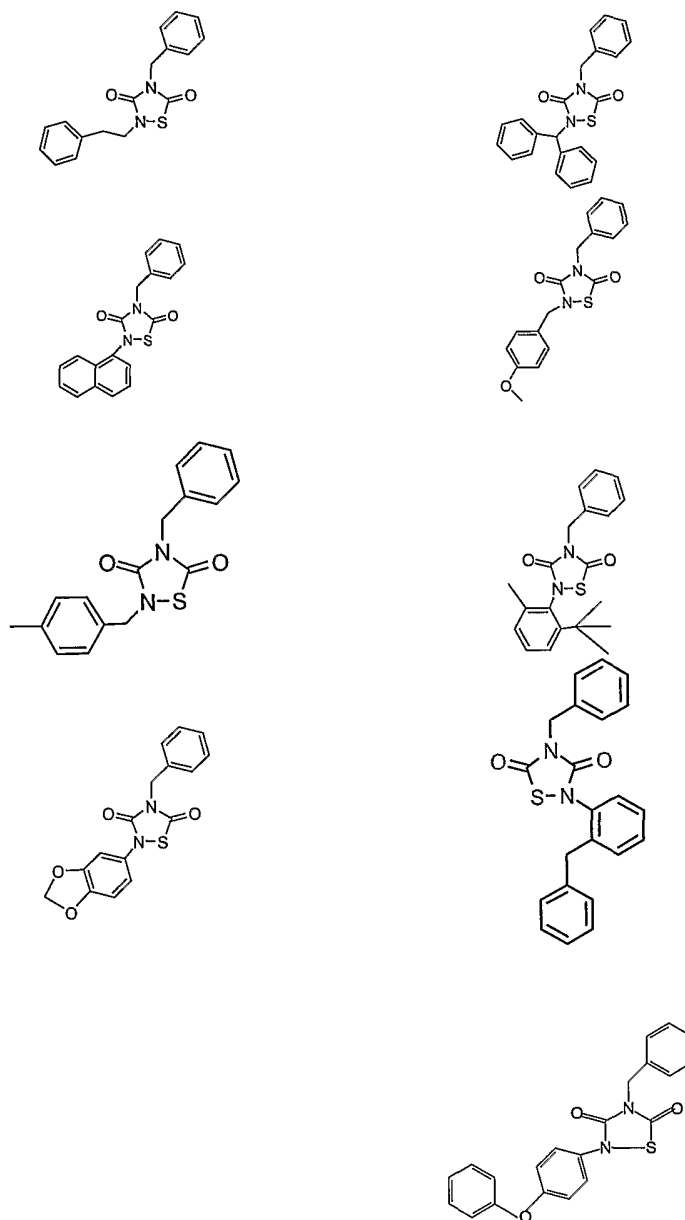


7. A compound according to any of claims 1-6 wherein both R_a and R_b are H.

8. A compound according to any of claims 1-7 wherein R_2 , R_3 , R_4 , R_5 , R_6 are independently selected from hydrogen, substituted or unsubstituted alkyl, COR_7 , C(O)OR_7 , -OR_7 , $\text{-NR}_7\text{R}_8$, or halogen, wherein R_7 and R_8 are as defined in claim 1.

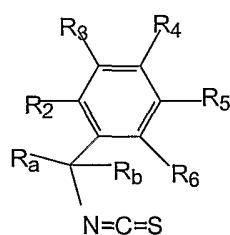
9. A compound according to claim 8 wherein R_2 , R_3 , R_4 , R_5 , R_6 are H.

10. A compound according to claim 1 which has the formula:



5 or a pharmaceutically acceptable salt, prodrug or solvate thereof.

11. A process for the preparation of a compound of formula (I) or a salt or solvate thereof as claimed in any of claims 1-10, which comprises reacting a benzyl substituted isothiocyanate of formula II

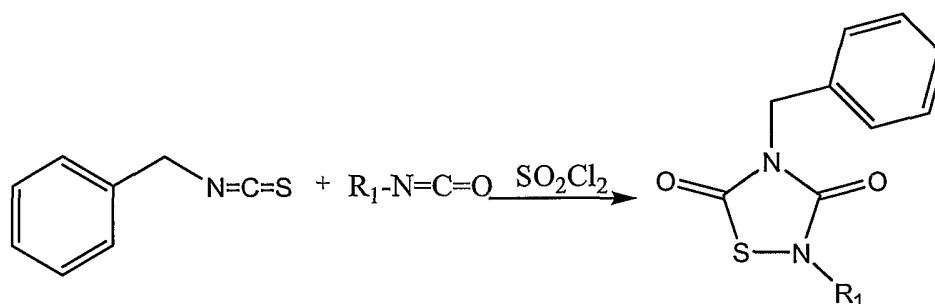


formula II

with a compound of formula $R_1-N=C=O$.

5

12. A process according to claim 11 which comprises the reaction:



wherein R_1 is as defined in claim 1, preferably as defined in claim 6.

10

13. A pharmaceutical composition which comprises a compound as claimed in any of claims 1-10 or a pharmaceutically acceptable salt, prodrug or solvate thereof and a pharmaceutically acceptable carrier, adjuvant or vehicle.

15

14. A pharmaceutical composition according to claim 13 for oral administration.

15. Use of a compound as defined in any of claims 1-10 in the manufacture of a medicament.

20

16. Use according to claim 15 wherein the medicament is for the treatment of a GSK-3 mediated disease or condition.

25

17. Use according to claim 16 wherein the disease or condition is diabetes, conditions associated with diabetes, chronic neurodegenerative conditions including dementias such as Alzheimer's disease, Parkinson's disease, progressive supranuclear palsy,

subacute sclerosing panencephalitic parkinsonism, postencephalitic parkinsonism, pugilistic encephalitis, guam parkinsonism-dementia complex, Pick's disease, corticobasal degeneration, frontotemporal dementia, Huntington's Disease, AIDS associated dementia, amyotrophic lateral sclerosis, multiple sclerosis and
5 neurotraumatic diseases such as acute stroke, epilepsy, mood disorders such as depression, schizophrenia and bipolar disorders, promotion of functional recovery post stroke, cerebral bleeding such as due to solitary cerebral amyloid angiopathy, hair loss, obesity, atherosclerotic cardiovascular disease, hypertension, polycystic ovary syndrome, syndrome X, ischaemia, brain injury, traumatic brain injury,
10 cancer, leukopenia, Down's syndrome, Lewy body disease, inflammation, chronic inflammatory diseases, cancer and hyperproliferative diseases as hyperplasias and immunodeficiency.

18. Use according to claim 17 wherein the disease is Alzheimer's disease.
15
19. Use according to claim 17 wherein the disease is type II diabetes.
20. Use according to claim 17 wherein the disease is depression.
- 20 21. Use according to claim 17 wherein the disease is brain injury.
22. Use of compounds of formula (I) as defined in any of claims 1-10 as reactives for biological assays, preferably as a reactive for GSK-3 inhibition.

INTERNATIONAL SEARCH REPORT

International Application No

PCT/EP2005/003613

A. CLASSIFICATION OF SUBJECT MATTER

IPC 7 A61K31/433 C07D285/08 C07D417/04 A61P25/28 A61P3/10

According to International Patent Classification (IPC) or to both national classification and IPC

B. FIELDS SEARCHED

Minimum documentation searched (classification system followed by classification symbols)

IPC 7 C07D

Documentation searched other than minimum documentation to the extent that such documents are included in the fields searched

Electronic data base consulted during the international search (name of data base and, where practical, search terms used)

EPO-Internal, WPI Data, PAJ, BEILSTEIN Data, CHEM ABS Data, BIOSIS, EMBASE

C. DOCUMENTS CONSIDERED TO BE RELEVANT

Category °	Citation of document, with indication, where appropriate, of the relevant passages	Relevant to claim No.
Y	WO 01/85685 A (CASTRO MORERA ANA ; MORENO MUNOZ FRANCISCO JOSE (ES); PEREZ MARTIN MAR) 15 November 2001 (2001-11-15) cited in the application the whole document	1-22
Y	MARTINEZ A ET AL.: "First Non-ATP Competitive Glycogen Synthase Kinase 3.beta. (GSK-3.beta.) Inhibitors: Thiadiazolidinones (TDZD) as Potential Drugs for the Treatment of Alzheimer's Disease" JOURNAL OF MEDICINAL CHEMISTRY, vol. 45, no. 6, 2002, pages 1292-1299, XP002292084 USAMERICAN CHEMICAL SOCIETY. WASHINGTON. cited in the application the whole document	1-22

 Further documents are listed in the continuation of box C. Patent family members are listed in annex.

° Special categories of cited documents :

"A" document defining the general state of the art which is not considered to be of particular relevance

"E" earlier document but published on or after the international filing date

"L" document which may throw doubts on priority claim(s) or which is cited to establish the publication date of another citation or other special reason (as specified)

"O" document referring to an oral disclosure, use, exhibition or other means

"P" document published prior to the international filing date but later than the priority date claimed

"T" later document published after the international filing date or priority date and not in conflict with the application but cited to understand the principle or theory underlying the invention

"X" document of particular relevance; the claimed invention cannot be considered novel or cannot be considered to involve an inventive step when the document is taken alone

"Y" document of particular relevance; the claimed invention cannot be considered to involve an inventive step when the document is combined with one or more other such documents, such combination being obvious to a person skilled in the art.

"&" document member of the same patent family

Date of the actual completion of the international search

8 July 2005

Date of mailing of the international search report

21/07/2005

Name and mailing address of the ISA

European Patent Office, P.B. 5818 Patentlaan 2
NL - 2280 HV Rijswijk
Tel. (+31-70) 340-2040, Tx. 31 651 epo nl,
Fax: (+31-70) 340-3016

Authorized officer

Seymour, L

INTERNATIONAL SEARCH REPORT

Information on patent family members

International Application No

PCT/EP2005/003613

Patent document cited in search report		Publication date	Patent family member(s)		Publication date
WO 0185685	A	15-11-2001	ES	2166328 A1	01-04-2002
			AU	5498101 A	20-11-2001
			BR	0110734 A	04-02-2003
			CA	2408747 A1	15-11-2001
			CN	1568310 A	19-01-2005
			CZ	20023692 A3	18-06-2003
			EP	1286964 A1	05-03-2003
			WO	0185685 A1	15-11-2001
			HU	0302002 A2	29-09-2003
			JP	2003532708 T	05-11-2003
			PL	359671 A1	06-09-2004
			US	2003195238 A1	16-10-2003
			US	2005014803 A1	20-01-2005
