

(12) PATENT
(19) AUSTRALIAN PATENT OFFICE

(11) Application No. AU 199879649 B2
(10) Patent No. 732899

(54) Title
Block percussion instrument

(51)⁶ International Patent Classification(s)
G10D 013/02

(21) Application No: 199879649 (22) Application Date: 1998 .06 .12

(87) WIPO No: W098/57320

(30) Priority Data

(31) Number	(32) Date	(33) Country
60/050911	1997 .06 .13	US

(43) Publication Date : 1998 .12 .30
(43) Publication Journal Date : 1999 .02 .25
(44) Accepted Journal Date : 2001 .05 .03

(71) Applicant(s)
Latin Percussion, Inc.

(72) Inventor(s)
Martin Cohen; Richard Simons; Donald Kralick

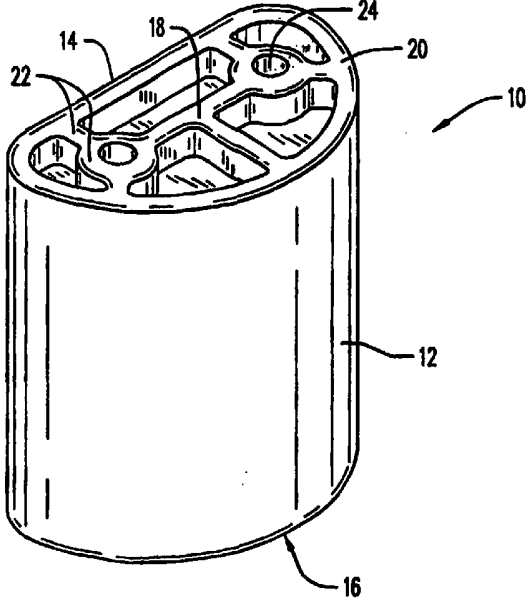
(74) Agent/Attorney
PHILLIPS ORMONDE and FITZPATRICK, 367 Collins Street, MELBOURNE VIC 3000

(56) Related Art
US 4214504
US 5063821
US 3561716

OPI DATE 30/12/98 APPLN. ID 79649/98
AOJP DATE 25/02/99 PCT NUMBER PCT/US98/12318



AU9879649

(51) International Patent Classification ⁶: G10D 13/02	A1	(11) International Publication Number: WO 98/57320 (43) International Publication Date: 17 December 1998 (17.12.98)
(21) International Application Number: PCT/US98/12318 (22) International Filing Date: 12 June 1998 (12.06.98) (30) Priority Data: 60/050,911 13 June 1997 (13.06.97) US (71) Applicant: LATIN PERCUSSION, INC. [US/US]; 160 Belmont Avenue, Garfield, NJ 07026 (US). (72) Inventors: COHEN, Martin; 5 Barbara Lane, Montvale, NJ 07645 (US). SIMONS, Richard; 42 Quaker Road, Pomona, NY 10970 (US). KRALICK, Donald; 177 Stefanic Avenue, Elmwood Park, NJ 07407 (US). (74) Agent: RUGGIERO, Charles, N., J.; Ohlandt, Greeley, Ruggiero & Perle, L.L.P., 9th floor, One Landmark Square, Stamford, CT 06901-2682 (US).		(81) Designated States: AL, AM, AT, AU, AZ, BA, BB, BG, BR, BY, CA, CH, CN, CU, CZ, DE, DK, EE, ES, FI, GB, GE, GH, GM, GW, HU, ID, IL, IS, JP, KE, KG, KP, KR, KZ, LC, LK, LR, LS, LT, LU, LV, MD, MG, MK, MN, MW, MX, NO, NZ, PL, PT, RO, RU, SD, SE, SG, SI, SK, SL, TJ, TM, TR, TT, UA, UG, UZ, VN, YU, ZW, ARIPO patent (GH, GM, KE, LS, MW, SD, SZ, UG, ZW), Eurasian patent (AM, AZ, BY, KG, KZ, MD, RU, TJ, TM), European patent (AT, BE, CH, CY, DE, DK, ES, FI, FR, GB, GR, IE, IT, LU, MC, NL, PT, SE), OAPI patent (BF, BJ, CF, CG, CI, CM, GA, GN, ML, MR, NE, SN, TD, TG). Published <i>With international search report.</i>
(54) Title: BLOCK PERCUSSION INSTRUMENT		
(57) Abstract A hollow block-type percussion instrument including a body (12), the body having a first end, and a substantially semi-circular cross section along a length thereof between the first end and the second end. 		

BLOCK PERCUSSION INSTRUMENTField of the Invention

5 The present invention relates to musical instruments, and more particularly to block-type percussion instruments.

Background of Invention

10 Block-type percussion instruments are available in the art. These instruments are capable of being struck or tapped by a musician, typically with drum sticks, to produce a sharp rapping sound. These instruments are typically hollow blocks of wood, often referred to as temple blocks. These idiophone percussion instruments incorporate hollow chambers into the block to alter the sound produced by the instrument.

15 However, these instruments can be costly to produce, and traditionally can provide only a limited range of sounds when struck. Accordingly, a need exists for a block-type percussion instrument that is simple and cost-effective to manufacture, and that provides an enhanced range of sounds when struck.

Summary of the Invention

20 Accordingly, it is an object of the present invention to provide a block-type percussion instrument.

25 It is another object of the present invention to provide such an instrument that is simple and cost-effective to manufacture

It is also an object of the present invention to provide a block-type percussion instrument such that a different tone is produced when the instrument is struck at different locations thereon.

30 It is yet another object of the present invention to provide a block-type percussion instrument that is easy to mount.

Accordingly, the present invention relates to a hollow block-type percussion instrument including a body, the body having a first end, a



second end, and a substantially semicircular cross-section along a length thereof between the first end and the second end.

Brief Description of the Drawings

- 5 Figure 1 is a first perspective view of a block-type percussion instrument according to the present invention;
Figure 2 is a second perspective view of the instrument of Figure 1;
Figure 3 is a top view of the instrument of Figure 1, as assembled to include its mounting hardware;
10 Figure 4 is a bottom view of the instrument of Figure 1;
Figure 5 is a first side view of the instrument of Figure 1, wherein a second side view would be a mirror image thereof;
Figure 6 is a first end view of the instrument of Figure 1; and
Figure 7 is a second end view of the instrument of Figure 1.

15

Discussion of the Preferred Embodiments

The block-type instrument of the present invention has an elegant structure that maximizes sound, volume and tone production, while minimizing production cost and providing for ease of mounting.

- 20 As shown in the figures, a preferred block instrument of the present invention is referred to by reference numeral 10. Instrument 10 has a rounded top 12, a virtually flat bottom 14, a first end 16, which is preferably open, and a second end 18, preferably having a raised rim 20 and raised support ridges 22. Ridges 22 preferably include two or more, most
25 preferably two, small apertures 24 therethrough.

- As shown in Figure 3, this preferred instrument 10 further includes a pair of screws 26, preferably truss head screws, capable of attaching instrument 10 via apertures 24 in its second end 18 to a conventional eyebolt mount 28. This permits the instrument 10 to be affixed to a drum
30 set, music holder, or other support, to place it in easy and stable reach of the musician. The screws 26 are preferably tightened onto the block instrument by means of elastic locknuts (not shown) and rubber washers

32. The use of two screws 26 is preferred to prohibit the block instrument from pivoting during use. Three or more apertures 24 can also be used in the second end 18 of instrument 10 without significantly affecting the sound.

5 The curvature of top 12 of the instrument 10 provides an inner chamber 34 having a unique semicircular cross-section. This chamber shape provides a pleasing sound quality, as well as an aesthetically appealing and easy-to-strike outer profile. In addition, by striking the instrument 10 in different places, different sounds can be produced.

10 The preferred dimensions of a first instrument 10 are as follows: 86 mm wide on the outside, 112.5 mm long, 100.5 mm long without including raised rim 20, 4 mm thick, 42 mm from the highest point of top 12 to bottom 14 within inner chamber 34, 40 mm between the respective centers of apertures 24, 20 mm along the shortest line from the outer surface of
15 bottom 14 to the center of one of apertures 24, and 14 mm between the adjacent surfaces of the raised rim 20 along bottom 14 to the support ridge 22 connecting apertures 24.

 A second preferred instrument 10 has the following dimensions:
20 76.4 mm wide on the outside, 82.5 mm long, 70.5 mm long without including raised rim 20, 4 mm thick, 36.5 mm from the highest point of top 12 to bottom 14 within inner chamber 34, 40 mm between the respective centers of apertures 24, 17.5 mm along the shortest line from the outer surface of bottom 14 to the center of one of apertures 24, and 11.5 mm
25 between the adjacent surfaces of the raised rim 20 along bottom 14 to the support ridge 22 connecting apertures 24.

 Other preferred angles and dimensions can be derived and interpolated from the figures based on the foregoing sets of preferred measurements. In addition, washers 32 are preferably 4 mm thick, 19 mm
30 in diameter, and have a central aperture 9.5 mm in diameter. Screws 26 preferably have a shank 28 mm long. The locknuts used are preferably 12.5 mm across at the widest point, and 7.9 mm thick.

The body of instrument 10 is preferably formed from hard plastics such as ABS, fiberglass or acrylics such as Lexan. Most preferably, the body of the instrument 10 is a single piece injection molded from one or a combination of these materials, and most preferably, ABS.

5 Having thus described the present invention with particular references to the preferred forms thereof, it will be obvious that various changes and modifications may be made therein without departing from the spirit and scope of the present invention.

THE CLAIMS DEFINING THE INVENTION ARE AS FOLLOWS:

1. A hollow block-type percussion instrument including a body, said body have a fist end, a second end, and a substantially semicircular cross-section along a length thereof between said first end and said second end.
- 5
2. The instrument of claim 1, wherein said first end is substantially open.
3. The instrument of claim 1 or 2 wherein said second end includes at least two mounting apertures.
- 10
4. The instrument of claim 3, further including at least two screws adapted to fit within said at least two mounting apertures.
5. The instrument of claim 4, wherein said at least two screws are truss
15 head screws.
6. The instrument of claim 4, further including mounting means and tightening means selected from the group including locknuts, washers and a combination of locknuts and washers, said tightening means and said at least
20 two screws securing said mounting means to said hollow block.
7. The instrument of any one of the preceding claims wherein said second end includes a raised rim.
- 25 8. The instrument of any one of the preceding claims wherein said second end includes at least one raised support ridge.
9. The instrument of any one of the preceding claims wherein said body further includes a bottom that is virtually flat.
- 30 10. The instrument of any one of the preceding claims wherein said body is made of a material selected from the group including hard plastic, fibreglass, acrylic and a combination thereof.



11. The instrument of any one of claims 1 to 9 wherein said body is made of a material selected from the group including of ABS, Lexan and a combination thereof.

5 12. The instrument of any one of the preceding claims including an eyebolt mount.

13. The instrument of any one of the preceding claims wherein said body is a single injection molded piece.

10

14. A hollow block-type percussion instrument substantially as herein before described with reference to any one of the embodiments illustrated in the accompany drawings.

15 DATED: 14 September 2000
PHILLIPS ORMONDE & FITZPATRICK
Attorneys for:
LATIN PERCUSSION, INC.

3
2
1

3
2
1



FIG. 1

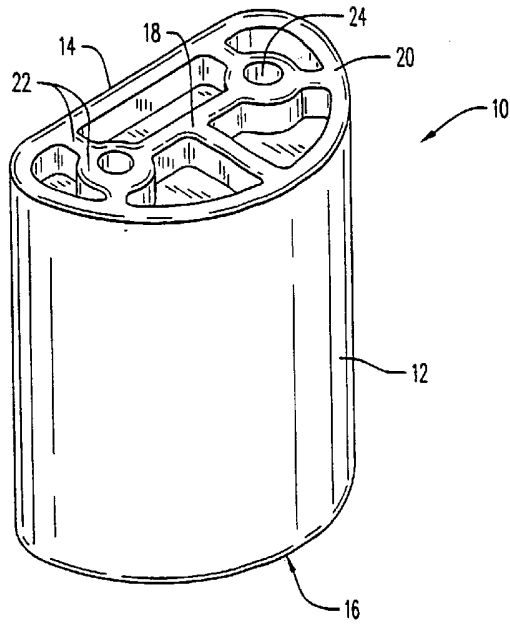
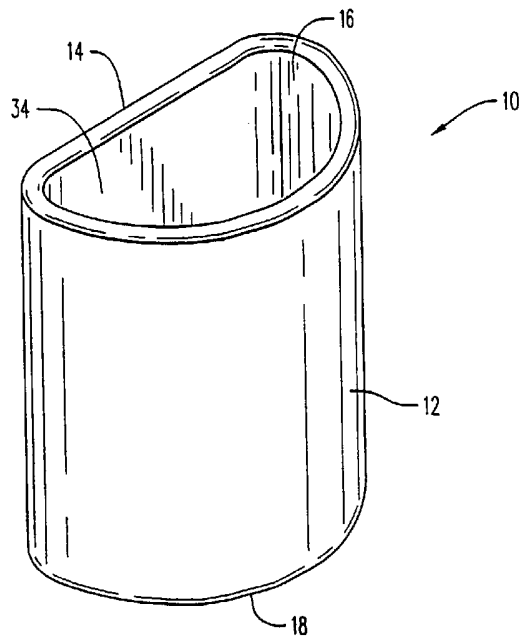
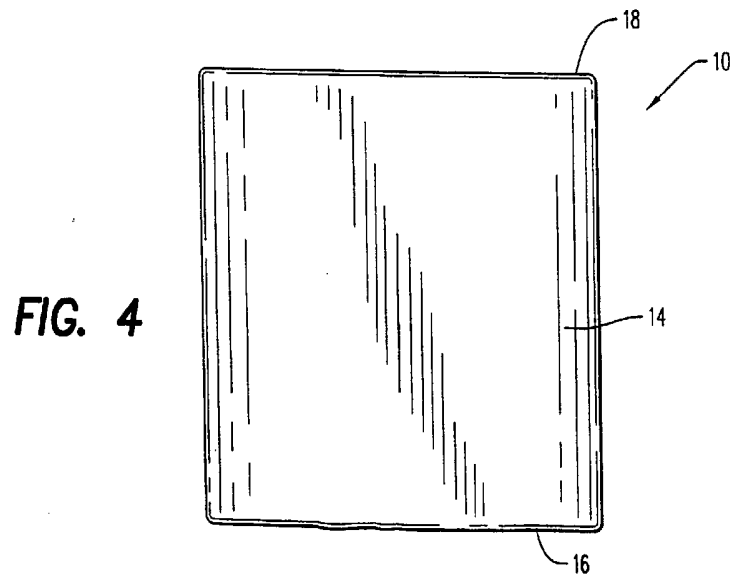
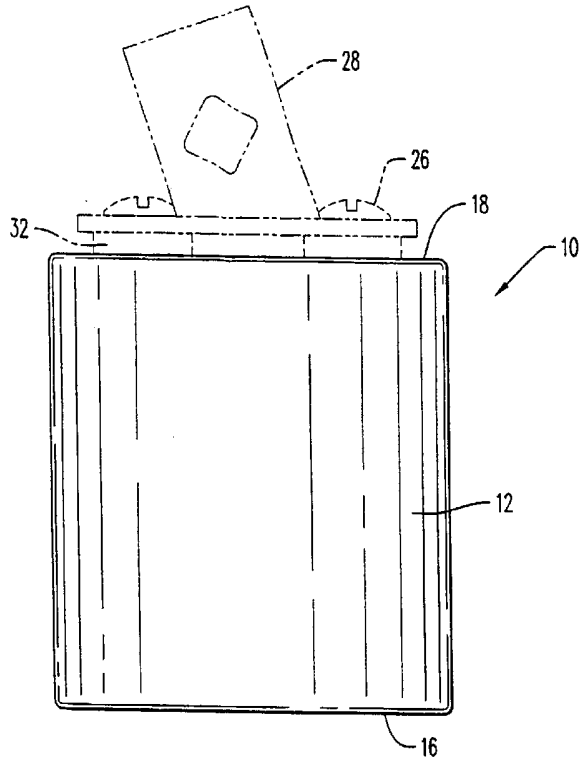


FIG. 2





SUBSTITUTE SHEET (RULE 26)

FIG. 5

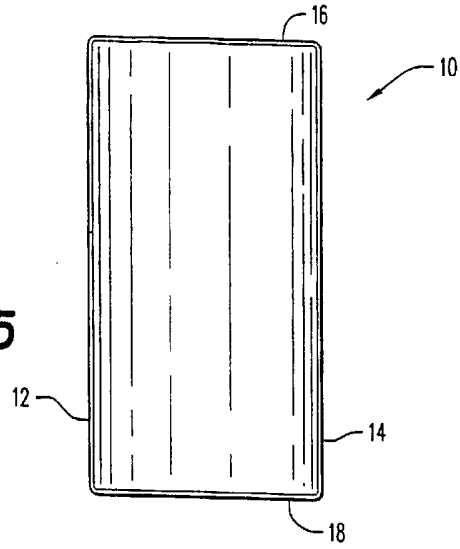


FIG. 6

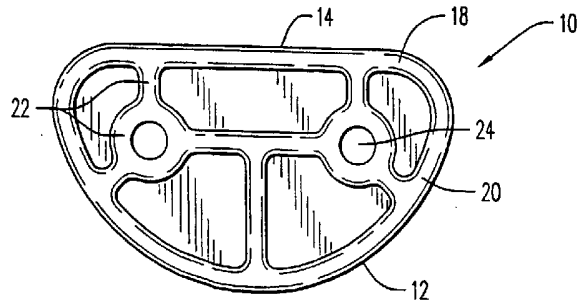


FIG. 7

