

M. UMBDENSTOCK.  
 Device for Securing Books to Covers.

No. 217,250.

Patented July 8, 1879.

Fig. 1.

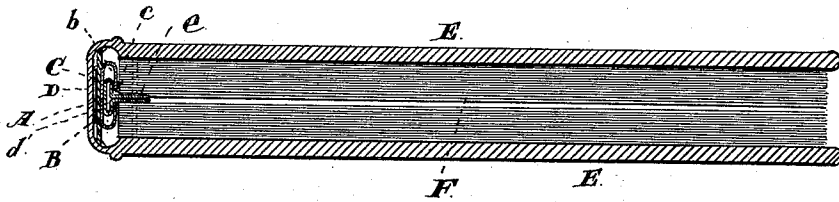


Fig. 2.

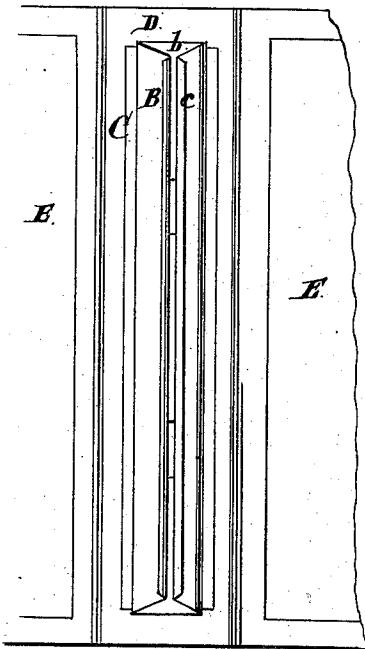


Fig. 3. Fig. 4.

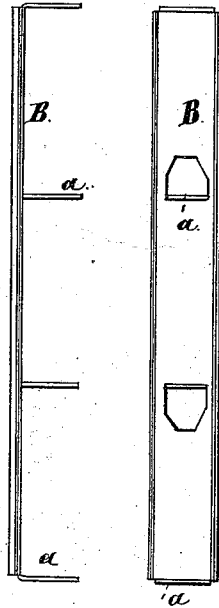


Fig. 5.

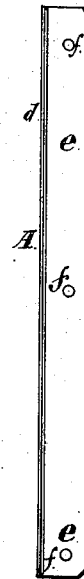


Fig. 6.

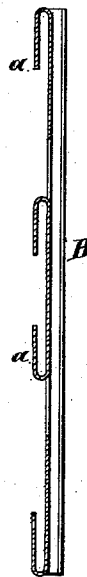
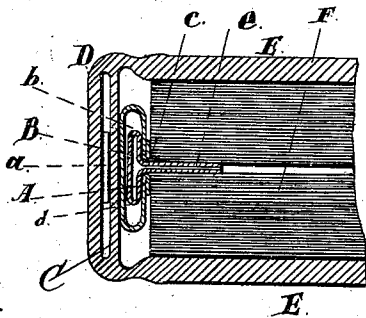


Fig. 7.



Witnesses:

*E. A. Shodgett*  
*Wm. B. Smith*

Inventor:

*Michael Umbdenstock*

# UNITED STATES PATENT OFFICE.

MICHAEL UMBDENSTOCK, OF CHICAGO, ILLINOIS.

## IMPROVEMENT IN DEVICES FOR SECURING BOOKS TO COVERS.

Specification forming part of Letters Patent No. 217,250, dated July 8, 1879; application filed July 2, 1878.

### *To all whom it may concern:*

Be it known that I, MICHAEL UMBDENSTOCK, of the city of Chicago, Cook county, State of Illinois, have invented a new and useful Improvement in Devices for Securing Books to Covers, of which the following is a full description, reference being had to the accompanying drawings, in which—

Figure 1 is a longitudinal vertical section; Fig. 2, an elevation, showing the clasp, the back, and a portion of the cover; Figs. 3 and 4, side and rear elevations of the clasp; Fig. 5, side elevation of the binding and holding slide; Fig. 6, a vertical longitudinal section of the clasp, showing its fastening-ears turned down; Fig. 7, an enlarged detail in section.

This invention is designed to be used with memorandum and receipt and blank books, and hotel-registers and other books which are filled rapidly, and when filled are filed away for future reference.

It relates to that class of binding devices by the use of which a single cover can be used for a large number of books.

My improvement consists in a peculiarly-formed tongue, provided with perforations, and having the leaves stitched thereto, the said tongue having side flanges adapted to enter a groove formed by a bent metal strip. This strip is secured to the back of the book as usual.

In the drawings, A represents the binding-slide; B, the retaining clasp or guide; C, the strip to which the clasp is secured; D, the back proper; E, the covers; F, the book or leaves; *a*, the projections or ears for securing the clasp to the strip C or back D; *b* *c*, the openings or passages for the slide; *d*, the holding-flanges; *e*, the binding neck or tongue; *f*, the binding-holes.

The slide A may be made from a strip of sheet metal or other suitable material, bent so as to form a neck or tongue, *e*, to which the leaves or pages F are secured or bound, suitable openings *f* being provided, through which the binding strings or straps can pass, and projecting flanges *d* on each side of the strip *e*, which form the head for securing the slide in place; and when bound between the leaves its position is such as to leave a small space

between the head or flanges *d* and the back of the leaves.

The clasp or guide B may also be made of sheet metal or other suitable material, bent so as to leave a passage, *b*, its entire length, to receive the flanges or head *d*, and an opening, *c*, between its edges, for the passage of the neck or tongue *e*. This clasp B, as shown, is secured to a strip of leather or other material, C, by means of the projections or points *a*, which pass through C, and are then turned over, as shown in Fig. 6, so as to firmly secure the clasp to the strip, which is then to be secured to the back D in any suitable manner; but it is evident that the clasp can be secured directly to the back D in the same manner, an outer covering of thin material being used to cover the points *a*, in which event the strip C can be dispensed with.

The back D and covers E may be of any of the ordinary forms of construction, and the pages F may be printed or lined in any form suitable for the purpose for which the book is to be used.

In use the slide A, with the leaves or book F bound or secured thereto, is slipped into the clasp B, the flanges *d* passing into the opening *b*, and the neck or strip *e* passing into the passage *c*, which secures the leaves between the covers; and when the book is full it, with the slide, can be withdrawn and another substituted therefor.

The size of the clasp and slide will depend upon the size of the book with which they are to be used.

By this arrangement a very simple, cheap, and effective device is provided for securing the leaves of a book between the covers and binding the leaves together, and one which enables a large number of books to be used with a single cover therefor.

The device will not become inoperative, and is easily operated and well adapted for the purpose for which it is designed, as the slide forms an efficient means for binding the leaves together, and the clasp keeps them in place between the covers.

If it is desired to make a flexible binding for the book, the leaves can be secured to leather strips, which strips can be secured to the neck

*e* by means of suitable openings or in some other manner. For this form of construction the neck *e* will be of less width than where such strip or neck forms the binding-strip.

Other means than the points *a* might be used for securing the clasp in place.

What I claim as new, and desire to secure by Letters Patent, is—

In a book provided with a detachable cover, the metallic strip *A*, with a perforated tongue,

*c*, and side flanges, *d*, in combination with a strip bent so as to form a groove, and secured to the book-back, the leaves of the said book being secured to the tongue by stitches, all substantially as herein shown and set forth.

MICHAEL UMBDENSTOCK.

Witnesses:

E. A. BLODGETT,

O. W. BOND.