



US00D736855S

(12) **United States Design Patent**  
**Fan**

(10) **Patent No.:** **US D736,855 S**

(45) **Date of Patent:** **\*\* Aug. 18, 2015**

(54) **WRITING INSTRUMENT**

(71) Applicant: **Klio-Eterna Schreibgerate GmbH & Co KG, Wolfach (DE)**

(72) Inventor: **Lin Fan, Guangzhou (CN)**

(73) Assignee: **Klio-Eterna Schreibgerate GmbH & Co KG, Wolfach (DE)**

(\*\*) Term: **14 Years**

(21) Appl. No.: **29/466,192**

(22) Filed: **Sep. 5, 2013**

(30) **Foreign Application Priority Data**

Mar. 5, 2013 (WO) ..... DM/080 283

(51) **LOC (10) Cl.** ..... **19-06**

(52) **U.S. Cl.**  
USPC ..... **D19/173**

(58) **Field of Classification Search**  
USPC ..... D14/411, 431; D19/115-204; 24/11 F,  
24/11 P, 11 R; 401/52, 99, 109, 192, 195,  
401/196

CPC ..... B43K 7/12; B43K 29/02; B43K 7/00;  
B43K 24/08

See application file for complete search history.

(56) **References Cited**

**U.S. PATENT DOCUMENTS**

3,288,114	A	*	11/1966	Ritter	.....	401/104
4,017,195	A	*	4/1977	Jahraus	.....	401/104
D252,028	S	*	6/1979	Carre	.....	D19/49
D312,391	S	*	11/1990	Vitrac	.....	D19/51
D335,144	S	*	4/1993	Katami et al.	.....	D19/57
5,688,061	A	*	11/1997	Aoki	.....	401/4
D436,623	S	*	1/2001	Schmidt et al.	.....	D19/46
D456,846	S	*	5/2002	Pellisa Beneyto	.....	D19/51
D476,684	S	*	7/2003	Rommel	.....	D19/46

D485,300	S	*	1/2004	Schung	.....	D19/51
D486,858	S	*	2/2004	Schung	.....	D19/51
D523,081	S	*	6/2006	Pellisa Beneyto	.....	D19/51
D532,821	S	*	11/2006	Banderet	.....	D19/51
D542,349	S	*	5/2007	Anand	.....	D19/50
D546,883	S	*	7/2007	Briggl	.....	D19/51
D564,026	S	*	3/2008	Bhavani	.....	D19/51
D581,462	S	*	11/2008	Katami	.....	D19/53
D589,559	S	*	3/2009	Slemp	.....	D19/51
D590,882	S	*	4/2009	Katami	.....	D19/53
D590,883	S	*	4/2009	Dong	.....	D19/55
D593,604	S	*	6/2009	Yu et al.	.....	D19/47
D598,955	S	*	8/2009	Briggl	.....	D19/50
D609,744	S	*	2/2010	Rathod	.....	D19/48
D610,197	S	*	2/2010	Losel	.....	D19/50
D610,615	S	*	2/2010	Li	.....	D19/48
D611,538	S	*	3/2010	Zhou	.....	D19/51
D615,590	S	*	5/2010	Li	.....	D19/51
D624,591	S	*	9/2010	Koehler	.....	D19/46
D644,691	S	*	9/2011	Pagani	.....	D19/51
D648,387	S	*	11/2011	Liang	.....	D19/50
D648,792	S	*	11/2011	Li	.....	D19/51

(Continued)

*Primary Examiner* — Elizabeth Albert

(74) *Attorney, Agent, or Firm* — Volpe and Koenig, P.C.

(57) **CLAIM**

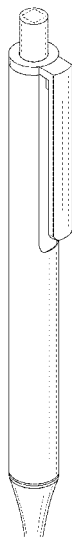
The ornamental design for a writing instrument, as shown and described.

**DESCRIPTION**

FIG. 1 is a top, front, left perspective view of a writing instrument in accordance with my design;  
 FIG. 2 is a bottom, front, right perspective view thereof;  
 FIG. 3 is a front elevational view thereof;  
 FIG. 4 is a rear elevational view thereof;  
 FIG. 5 is a right side elevational view thereof;  
 FIG. 6 is a left side elevational view thereof;  
 FIG. 7 is a top plan view thereof; and,  
 FIG. 8 is a bottom view thereof.

The dotted lines shown form no part of the claimed design.

**1 Claim, 7 Drawing Sheets**



(56)

**References Cited**

U.S. PATENT DOCUMENTS

D651,246	S	*	12/2011	Beyer	.....	D19/51	D672,810	S	*	12/2012	Mao	.....	D19/46
8,096,725	B2	*	1/2012	Bedhome et al.	.....	401/199	D688,305	S	*	8/2013	Mao	.....	D19/51
D658,715	S	*	5/2012	Greenberg	.....	D19/46	D694,324	S	*	11/2013	Cambianica	.....	D19/186
D664,196	S	*	7/2012	Buchler	.....	D19/48	D694,326	S	*	11/2013	Cambianica	.....	D19/186
D667,879	S	*	9/2012	Li	.....	D19/46	D694,327	S	*	11/2013	Briggl	.....	D19/183
							D697,971	S	*	1/2014	Jin	.....	D19/933
							2010/0028068	A1	*	2/2010	Razalan	.....	401/17

\* cited by examiner




Fig. 1

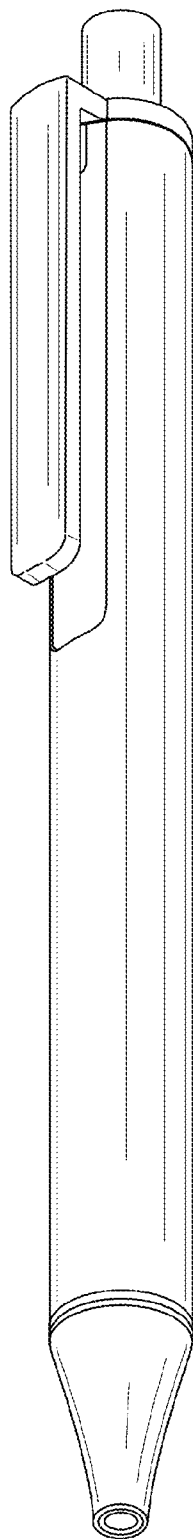


Fig. 2




Fig. 3




Fig. 4

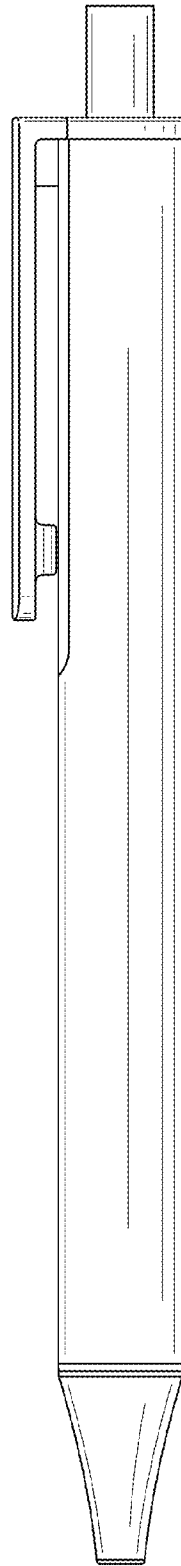


Fig. 5




Fig. 6

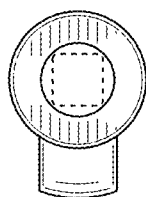


Fig. 7

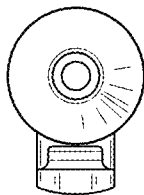


Fig. 8