

(19) World Intellectual Property Organization
International Bureau



(43) International Publication Date
2 April 2009 (02.04.2009)

PCT

(10) International Publication Number
WO 2009/040145 A1

- (51) International Patent Classification:
G06F 17/30 (2006.01)
- (21) International Application Number:
PCT/EP2008/055854
- (22) International Filing Date: 13 May 2008 (13.05.2008)
- (25) Filing Language: English
- (26) Publication Language: English
- (30) Priority Data:
11/904,062 25 September 2007 (25.09.2007) US
- (71) Applicant (for all designated States except US):
AMADEUS S.A.S [FR/FR]; 485, route du Pin Montard, Les Bouillides, Boîte Postale 69, F-06902 Sophia Antipolis Cedex (FR).

- Lénaïc [FR/FR]; Résidence Le Clos - Valbonne village, 363, avenue de Pierrefeu, F-06560 Valbonne (FR).
- DANIELLO, Rudy [FR/FR]; Domaine Terre d'Azur, Villa 8, 113, Corniche Fleurie, F-06200 Nice (FR).
- (74) Agent: ANDERSON, Angela Mary; Murgitroyd and Company, 55, allée Pierre Ziller, Immeuble Atlantis, F-06560 Valbonne Sophia Antipolis (FR).
- (81) Designated States (unless otherwise indicated, for every kind of national protection available): AE, AG, AL, AM, AO, AT, AU, AZ, BA, BB, BG, BH, BR, BW, BY, BZ, CA, CH, CN, CO, CR, CU, CZ, DE, DK, DM, DO, DZ, EC, EE, EG, ES, FI, GB, GD, GE, GH, GM, GT, HN, HR, HU, ID, IL, IN, IS, JP, KE, KG, KM, KN, KP, KR, KZ, LA, LC, LK, LR, LS, LT, LU, LY, MA, MD, ME, MG, MK, MN, MW, MX, MY, MZ, NA, NG, NI, NO, NZ, OM, PG, PH, PL, PT, RO, RS, RU, SC, SD, SE, SG, SK, SL, SM, SV, SY, TJ, TM, TN, TR, TT, TZ, UA, UG, US, UZ, VC, VN, ZA, ZM, ZW.
- (84) Designated States (unless otherwise indicated, for every kind of regional protection available): ARIPO (BW, GH, GM, KE, LS, MW, MZ, NA, SD, SL, SZ, TZ, UG, ZM, ZW), Eurasian (AM, AZ, BY, KG, KZ, MD, RU, TJ, TM), European (AT, BE, BG, CH, CY, CZ, DE, DK, EE, ES, FI, FR, GB, GR, HR, HU, IE, IS, IT, LT, LU, LV, MC, MT, NL,

- (72) Inventors; and
- (75) Inventors/Applicants (for US only): GOLE, Remy [FR/FR]; Lotissement Le Riou, 91E, avenue Pierre Ziller, F-06130 Grasse (FR). RUSCICA, Brigitte [FR/FR]; Les Mas de la Chênaie - Villa 31, 40, chemin de la Source, F-06130 Grasse (FR). CHABOD, Alexandre [FR/FR]; 5, avenue des Termes, F-06530 Peymeinade (FR). HUARD,

[Continued on next page]

(54) Title: A METHOD AND APPARATUS FOR VERSION MANAGEMENT OF A DATA ENTITY

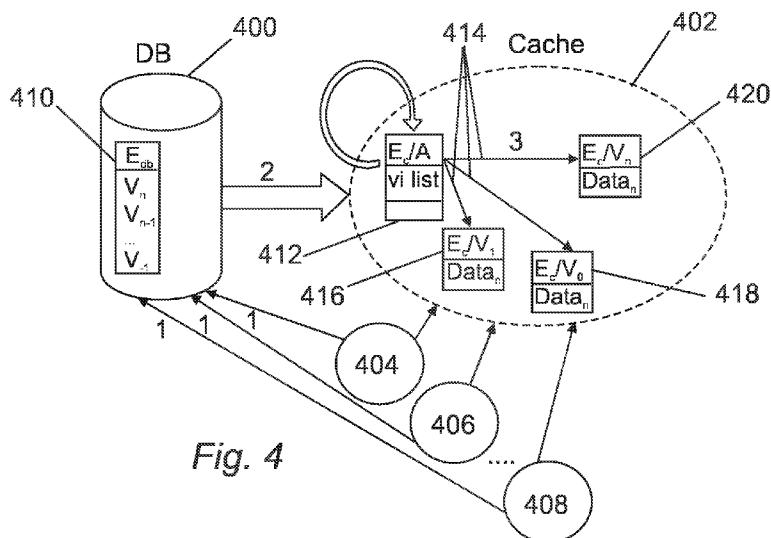


Fig. 4

(57) Abstract: A system for identifying a parameter in a version of a data entity created at a specific time, wherein at a first time the version is an active version and at a second time the version is a previous version, the system comprising: a database for storing the plurality of versions of the data entity as they are created; a cache for storing the first active version of the data entity; wherein when a new version of the data entity is created by updating at least one parameter of the data entity, a new active version replaces the first active version stored in a cache and the first active version becomes a previous version stored in the cache; and wherein the new active version includes a list of the or each previous version of the data entity with an associated time at which the version was an active version, such that by identifying the version of the data entity which was active at the specific time the parameter is determined.

WO 2009/040145 A1



NO, PL, PT, RO, SE, SI, SK, TR), OAPI (BF, BJ, CF, CG,
CI, CM, GA, GN, GQ, GW, ML, MR, NE, SN, TD, TG).

Published:

- *with international search report*
- *with amended claims*

A METHOD AND APPARATUS FOR VERSION MANAGEMENT OF A DATA ENTITY

5 Field of the invention

The present invention relates a method and apparatus for the management of data entities and version control of the data, in particular to enable version selection for determination of historical data.

10 Background of the invention

In many database systems, data is stored and often updated at various points during the life of the data. This leads to a number of versions of a given set of data. Historically, a new or active version replaces a so-called previous version and it is not always possible to
15 establish the content of the previous version once the new version has been stored. This is particularly the case in the travel environment, where customers purchase an airline ticket, for example and then wish to change the airline ticket at a later date.

It is well known that the tariff of an airline ticket will change between
20 the date that the airline ticket becomes available and the date of travel. Accordingly, if the customer wishes to change the ticket at a certain point in time, the tariff may be different from the date on which the customer purchased the ticket. In this way the customer is either reimbursed at a level that is higher or lower than the purchase price but there is no
25 guarantee that the customer is reimbursed at the level of the tariff on the date of purchase of the ticket.

US 2002/120648 (AT&T) discloses a method for accessing specific versions of documents and allowing the user to see the differences
30 between the first and second version. An archive system makes copies of the different versions of the documents in order to keep them for any

further requests from the user. The method also provides a system for comparing two different versions in order to point out the differences to the user. However, the only available version that is accessible to the user is the newest version; it is not possible to directly present the data content of
5 a previous version to the user.

Summary of the invention

An object of the present invention is to alleviate at least some of the problems associated with the prior art systems.

10 A further object of the present invention is to provide a method and apparatus for the management of data entities and versions thereof that enables historical analysis of the data and identification of particular parameters.

15 According to one aspect of the present invention there is provided a system for identifying a parameter in a version of a data entity created at a specific time, wherein, at a first time the version is an active version and at a second time the version is a previous version, the system comprising: a database for storing the plurality of versions of the data entity as they are created; a cache for storing the first active version of the data entity;
20 wherein when a new version of the data entity is created by updating at least one parameter of the data entity, a new active version replaces the first active version stored in a cache and the first active version becomes a previous version stored in the cache; and wherein the new active version includes a list of the or each previous version of the data entity with an
25 associated time at which the version was an active version, such that by identifying the version of the data entity which was active at the specific time the parameter is determined.

30 According to a second aspect of the present invention there is provided a method of identifying a parameter in a version of a data entity created at a specific time, wherein, at a first time the version is an active

version and at a second time the version is a previous version, the method comprising the steps of: creating a first version of a data entity; storing the first version of the data entity in a memory location, such that the first version is the active version at this time; updating at least one parameter associated with the data entity in order to create a second version of the data entity; storing the second version of the data entity in a memory location, such that the second version is now the active version and the first version is now a previous version, the second version including a list of the or each previous version of the data entity with an associated time at which the version was an active version; identifying the version of the data entity which was active at the specific time; determining the parameter at said specific time.

There are many advantages provided by the present invention. For example, it is always possible with the present invention to determine the exact parameters relating to a particular version by means of a simple mechanism using multiple data entities to facilitate links between different versions. By operating this type of mechanism the speed with which an operator can access the parameters of a particular version is optimized and response time is kept short which assists the operators in expediting their actions. The invention also enables operators to ensure that any reimbursement made is made at the correct level, thereby ensuring the operator does not lose money by effecting a change at an inaccurate cost level. Similarly, the customer is not out of pocket by being reimbursed at a lower level.

25

Brief description of the drawings

Reference will now be made, by way of example, to the accompanying drawings, in which:

Figure 1 is a simplified diagram for describing a prior art version mechanism.

30

Figure 2 is a diagram showing version control in accordance with one embodiment of the present invention, by way of example.

Figure 3 is an example demonstrating version control in accordance with one embodiment of the present invention, by way of example.

5 Figure 4 is a simplified diagram of a system in accordance with one embodiment of the present invention, by way of example.

Figure 5 is a flow chart of the methods steps in accordance with one embodiment of the present invention, by way of example.

10 Detailed description of the embodiments

In this description, the word date indicates a calendar date, the word time indicates a period of time or a time of the day or a moment in time and the word timestamp indicates the date and time at which a version is created.

15 Figure 1 shows a prior art version mechanism. At time t_0 a version V_1 is created having a parameter P_1 . Normally, version V_1 would be expected to last until time t_∞ . At time t_1 a new version V_2 is created, where at least parameter P_1 is changed to P_2 . Version V_2 replaces version V_1 and would normally be expected to last until time t_∞ . As version V_2
20 replaces version V_1 the contents of version V_1 are no longer available. Accordingly, if a customer or operator wishes to determine the parameter P_1 in version V_1 at time t_2 , this would not be possible.

Referring to figure 2, a version control mechanism according to an embodiment of the present invention will now be described. At time t_0 a
25 version V_1 is created having a parameter P_1 . Normally, version V_1 would be expected to last until time t_∞ . At time t_1 a new version V_2 is created, where at least parameter P_1 is changed to P_2 . Version V_1 is stored, in for example a cache, and linked to version V_2 , in a manner that will be described in greater detail below. Version V_2 becomes the active version
30 and parameter P_2 becomes the active parameter. At time t_2 , a customer

may wish to determine the parameter (P_1 or P_2) which existed at a certain point in time, as V_2 is active and has a link to V_1 the correct parameter can be readily identified. The details of this will be described in greater detail below. Further versions may be added and the newest version will

5 become the active version, with all previous versions being linked to the newest version. Each version will include a timestamp based on GMT or any other appropriate time base. The linkage may be made through the date and time of creation of each version to enable a customer or operator to determine which version was active at a given date and time. The

10 linkage may be provided through any other appropriate means, for example, price, supplier or any other link appropriate to the application.

Referring to figure 3, an example of the version control described above with reference to figure 2 will be used to clarify the mechanism of the present invention. The example relates to a system where a customer

15 can purchase an airline ticket to a predetermined first location from a predetermined second location. For example, purchase of a ticket for a flight from Paris to Nice (PAR-NCE) for a specific airline (for example, Air France (Trademark)). Figure 3 shows a timeline for the price of the ticket from time t_0 to time t_∞ for two versions V_1 and V_2 . Version V_1 exists

20 between time t_0 to time t_1 and at time t_1 a new version V_2 is create which lasts nominally until time t_∞ . In version V_1 the price of the ticket is €100, and at time t_1 , V_2 is created and the price of the ticket rises to €130. It will be appreciated that other versions may be created at any point in time and each time a new version is created it will become the active version at that

25 given time. All previous versions will become linked to the active version but remain inactive, unless required, as will be described below. The number of versions is unlimited, although there may be a rule which determines an expiry time for previous versions.

In the example shown, at time t_b a customer purchases a ticket from

30 Paris to Nice for a time in the future (for example t_f). At time t_b the price is

€100 and corresponds to version V_1 . At a later time t_e the customer decides to change the time of travel and contacts the ticket supplier or operator in order to request reimbursement, exchange or transfer of the ticket. At this time the price of the ticket is €130 and corresponds to active version V_2 . However, this was not the price or conditions under which the ticket was originally purchased, as these were the price and conditions under version V_1 . In accordance with the present invention, when the operator enters the timestamp of the ticket, the system and method allows the operator to view a stored entity corresponding to V_2 , which includes a list of active versions by timestamp. By comparing the timestamp when the ticket was originally purchased with the version timestamp, the system and method then directs the operator to the version that was active at the time of purchase, i.e. in this case version V_1 . In this way the operator can accurately determine the price paid by the customer and use this to effect the reimbursement or exchange required by the customer.

It is important to note, that the system in accordance with the present invention does not discreetly store a copy of each version that has existed. Instead the active version at any given time includes a link to all previous versions, thereby allowing instant access to the relevant version based on the timestamp search. By implementing the invention in this way the operator is able to find the relevant information without a complex searching activity, thereby gaining access to the data required with a smaller response time. In situations where all relevant versions are searched within a memory environment the response time is likely to be considerably greater. Thus, the linkage provided between the active version and any previous versions is an advantage of an embodiment of the present invention.

Referring to figure 4, details of the system are now described. The database 400 is connected to a cache 402. A plurality of operators (404, 406, and 408) is connected to the cache 402, in order to update,

reimburse or exchange travel tickets. The database 400 includes a database entity 410 which includes details of all the various versions of data for a particular flight by a particular airline for example. The various versions of data stored in the database entity 410 are indicated as V_n , V_{n-1} , V_{n-2} , etc. At a certain point in time a new update V_{n+1} is created by an operator (e.g. 404, 406, or 408) and loaded into the database as shown by arrows 1.

At any time there is a new update, the update must be entered into a cache data entity E_{c/V_n} which corresponds to the version in question and becomes the active cache data entity. This update is shown by arrow 2. Previous cache data entities will become non-active, although there will be a link from the active cache data entity to each of the previous cache data entities.

Figure 4a shows details of an example cache data entity 450. The cache data entity 450 includes the following: an access key element 452; an indicator relating to the active version and the timestamp that corresponds to the active version 454; a sorted list of previous versions and associated timestamps 456; and full content of the active version of data 458. The access key element 452 is common for all entities in a particular series in question. In this example, the series in question refers to the destination of departure and arrival and the airline issuing the ticket. For example, a flight from Paris to Nice (PAR-NCE) provided by Air France (Trademark) is a particular series of data entities, where each entity is a version of the series. The indicator 454 will relate to the current active version and indicate the timestamp at which that active version started. The sorted list of previous versions and associated timestamps will show all the previous versions and their start and finished times. It will be appreciated, that only one of the start and finish dates may be used in certain embodiments of this invention. The active data 458 includes all the

relevant parameters relating to an airline ticket and typically includes several thousand different parameters.

Returning now to figure 4 an active cache data entity 412 is identified in the cache 402. In addition, there are links shown by arrows 414 to a number of previous versions of the cache data entity (416, 418, 420) that are no longer active. If a new version of the active cache data entity 412 is to be created, the new version will be entered into the cache. The effect of this will be to push the previous active entity to become version V_n and the newly entered active cache data entity to become version V_{n+1} (according to figure 4 the name of the version is E_i/A). The arrow shown as 3 indicates the conversion of the active data entity to a previous data entity.

An operator, for example, 404 may wish to update a ticket from Paris to Nice provided by Air France for a customer who has changed the previously booked travel plans. In order to do this the operator 404 must search for the relevant cache data entity relating to the ticket in question. The active cache data entity is found by means of the access key element 452 (in figure 4a) which is where the operator is directed whenever Paris to Nice and Air France are identified. In addition, the operator will enter the details of the timestamp of purchase of the original ticket. By virtue of the timestamp entered the active cache data entity will be searched for a timestamp which corresponds with the timestamp of the ticket. On identifying the timestamp range of a particular version that corresponds to the timestamp of the ticket, the active cache data entity will indicate the version that was active when the ticket was purchased. At this point one of two things may occur. If the timestamp of the ticket corresponds to the active cache data entity, the operator will access the active data 458 (in figure 4a) immediately. If the timestamp of the ticket corresponds to a previous version, this version will be identified from the list 456. The data entity will then direct the operator to that version by means of one of links

414. Similar processes may be activated by other operators 406 or 408, although maybe in relation to other departure and arrival destinations and other airlines. The cache is a dynamic element which is continually changing and being updated by changes in version and the like. Each
5 entity is a self-contained logical entity which has the same general format to enable ease of access by the operator.

It will be appreciated that this invention is not limited to flight tickets generated for a particular airline that can be used for any element for sale where the customer may wish to exchange, reimburse or update the
10 element at some stage in the future and where a parameter of such elements may change with time. The invention provides traceability of the or each version of the data entity, by keeping track of the development and changes in the data entity. The data entity could be a document or other form of information relating to a flight ticket or any other appropriate
15 document. The parameter also may have many variations, including for example; price, tax, special offers or any other data that may change with time in respect of an element for sale. The embodiment described throughout the description generally relates to two versions (an active version and a previous version). However, it will be appreciated there
20 could be any number of versions and that each new active version includes a list of all previous versions as has been described above.

Reference will now be made to figure 5 to illustrate the method steps carried out in the implementation of an embodiment of the present invention. In step 500 a first version of the data V_1 is created with a
25 plurality of parameters of which one or more may change. The active V_1 entity is stored in the cache. In step 502, a customer purchases a ticket which corresponds to the parameters in the V_1 version of the data. At step 504, one or more parameters of the data are changed and version V_2 is created. At step 506, the cache is updated to store the V_2 entity. The V_2
30 entity is then linked with the previous V_1 entity in step 508 and the V_2 entity

becomes the active entity. At step 510 an operator requires data relating to the tickets purchased by the customer at step 502. The operator determines the timestamp of issue of the ticket at step 512 and then interrogates the cache at step 514 to determine the relevant version of the data that matches the timestamp of the ticket having the relevant access key element 452. The operator is then directed to the correct version of the data based on the timestamp of the ticket at step 516. This then enables the operator to determine the parameters when the ticket was purchased to effect an exchange, reimbursement or any other action. The process then terminates at 520.

The process may recommence at any appropriate point in the steps when an action is required. A further new version may be created at step 504 in which case steps 506 and 508 will also be carried out. Alternatively, the version does not change but the operator wishes to determine data relating to the ticket from another customer. In this case steps 510, 512, 514, 516 and 518 will be carried out. Obviously, in this situation there may have been a number of occurrences of step 502 where a plurality of customers has purchased tickets of one version or another.

It will be appreciated that various combinations of methods steps in combination or alone may be carried out for different elements of the overall process. The various combinations are not limited to those described above that may include any other combination.

It will be appreciated that this invention may be varied in many different way and still remain within the intended scope and spirit of the invention.

Claims

1. A method of identifying a parameter in a version of a data entity
5 created at a specific time, wherein at a first time the version is an active
version and at a second time the version is a previous version, the method
comprising the steps of:
- creating a first version of a data entity;
 - storing the first version of the data entity in a memory location, such that
10 the first version is the active version at this time;
 - updating at least one parameter associated with the data entity in order
to create a second version of the data entity;
 - storing the second version of the data entity in a memory location, such
15 that the second version is now the active version and the first version is
now a previous version, the second version including a sorted list of the or
each previous version of the data entity with an associated time at which
the version was an active version;
 - identifying the version of the data entity which was active at the specific
20 time;
 - determining the parameter at said specific time.
2. The method of claim 1, further comprising creating each version of
the data entity such that each version includes the same common key.
3. The method of claim 2, further comprising searching for a set of
25 versions of the data entity by searching for the common key.
4. The method of claim 1, further comprising creating further versions
of the data entity from time to time, such that the newest version of the
30 data entity is the active version.

5. The method of claim 1, further comprising generating a timestamp for each version of the data entity as it is created.
- 5 6. The method of claim 5, further comprising identifying the active version at the specific time using the timestamp.
7. The method of claim 5, further comprising basing the timestamp upon a time reference, such as GMT.
- 10 8. The method of claim 5 further comprising providing traceability of the or each version of the data entity.
9. The method of claim 1, further comprising providing the data entity as a set of data associated to a product or a service.
- 15 10. The method of claim 1, further comprising selecting the parameter as one of the group containing a price, a tax, the destination, a location, the special offer or any other parameter relating to a product or service.
- 20 11. A system for identifying a parameter in a version of a data entity created at a specific time, wherein at a first time the version is an active version and at a second time the version is a previous version, the system comprising:
- 25 - a database for storing the plurality of versions of the data entity as they are created;
- a cache for storing the first active version of the data entity;
- wherein when a new version of the data entity is created by updating at least one parameter of the data entity, a new active version replaces the

first active version stored in a cache and the first active version becomes a previous version stored in the cache; and
wherein the new active version includes a list of the or each previous version of the data entity with an associated time at which the version was
5 an active version, such that by identifying the version of the data entity which was active at the specific time the parameter is determined.

AMENDED CLAIMS**received by the International Bureau on 16 October 2008 (16.10.2008)****Claims**

1. A method of identifying a parameter in a version of a data entity relating to the provision of a service, which version is created at a specific time in order to use the parameter to update a status of the service, wherein at a first time the version is an active version and at a second time the version is a previous version, the method comprising the steps of:
 - creating a first version of a data entity including a full set of parameters and data relating to the service;
 - storing the first version of the data entity in an accessible memory location, such that the first version is the active version accessible at this time;
 - updating at least one of the plurality of parameters associated with the data entity;
 - creating a second independent version of the data entity including the full set of parameters and data relating to the service;
 - storing the second version of the data entity in the accessible memory location, such that the second version is now the accessible active version and the first version is now a previous version, the second version including an ordered list of the or each previous version of the data entity with an associated time at which the version was an active version;
 - storing the or each previous versions in a second memory location which is accessible when required;
 - determining a requirement to identify a parameter at a specific time;
 - accessing the second version of the data entity to determine the previous version that was relevant at that specific time;
 - accessing the previous version of the data entity which was active at the specific time from the second memory location; and
 - determining the parameter at said specific time.

2. The method of claim 1, further comprising creating each version of the data entity such that each version includes the same common key.
3. The method of claim 2, further comprising searching for a set of versions of the data entity by searching for the common key.
4. The method of claim 1, further comprising creating further versions of the data entity from time to time, such that the newest version of the data entity is the active version.
5. The method of claim 1, further comprising generating a timestamp for each version of the data entity as it is created.
6. The method of claim 5, further comprising identifying the active version at the specific time using the timestamp.
7. The method of claim 5, further comprising basing the timestamp upon a time reference, such as GMT.
8. The method of claim 5 further comprising providing traceability of the or each version of the data entity.
9. The method of claim 1, further comprising providing the data entity as a set of data associated to a product or a service.
10. The method of claim 1, further comprising selecting the parameter as one of the group containing a price, a tax, the destination, a location, the special offer or any other parameter relating to a product or service.

11. A system for identifying a parameter in a version of a data entity relating to the provision created at a specific time, wherein at a first time the version is an active version and at a second time the version is a previous version and wherein the parameter is one of a complete set of parameters relating to the service which may be used to update a status of the service, the system comprising:

- a database for storing the plurality of versions of the data entity as they are created;
- an active cache for storing the first active version of the data entity, which data entity includes the complete set of parameters and data relating to the service; wherein when a new version of the data entity is created by updating at least one parameter of the data entity, a new active version replaces the first active version stored in a cache and the first active version becomes a previous version stored in second location in the cache; and

wherein the new active version includes the complete set of parameters and data relating to the service and a list of the or each previous version of the data entity with an associated time at which the version was an active version, and access to a parameter at a specific time is effected by accessing the active version to identify the relevant previous version from the list and then accessing the relevant previous version to determine the parameter at that time.

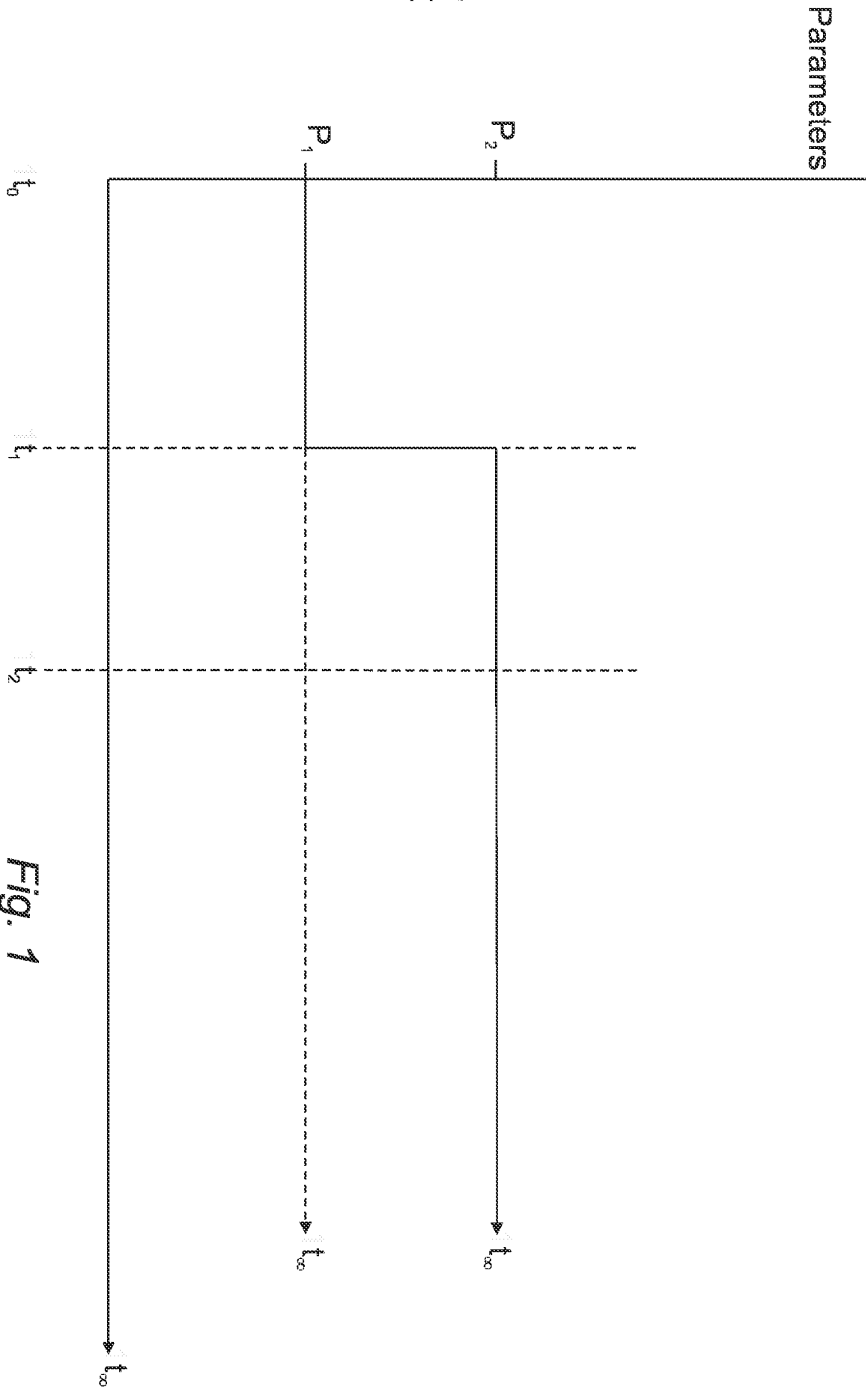


Fig. 1

2 / 5

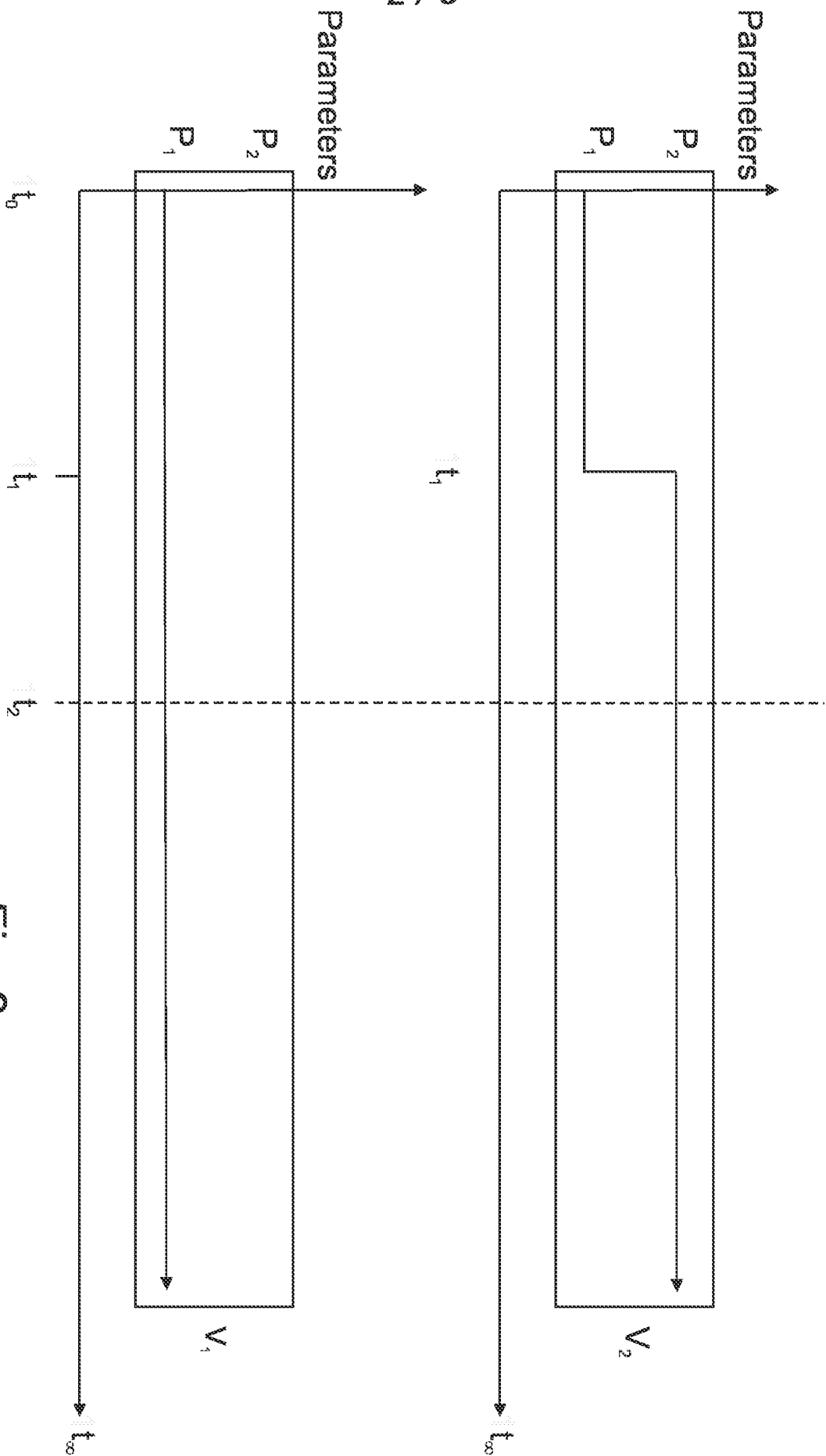


Fig. 2

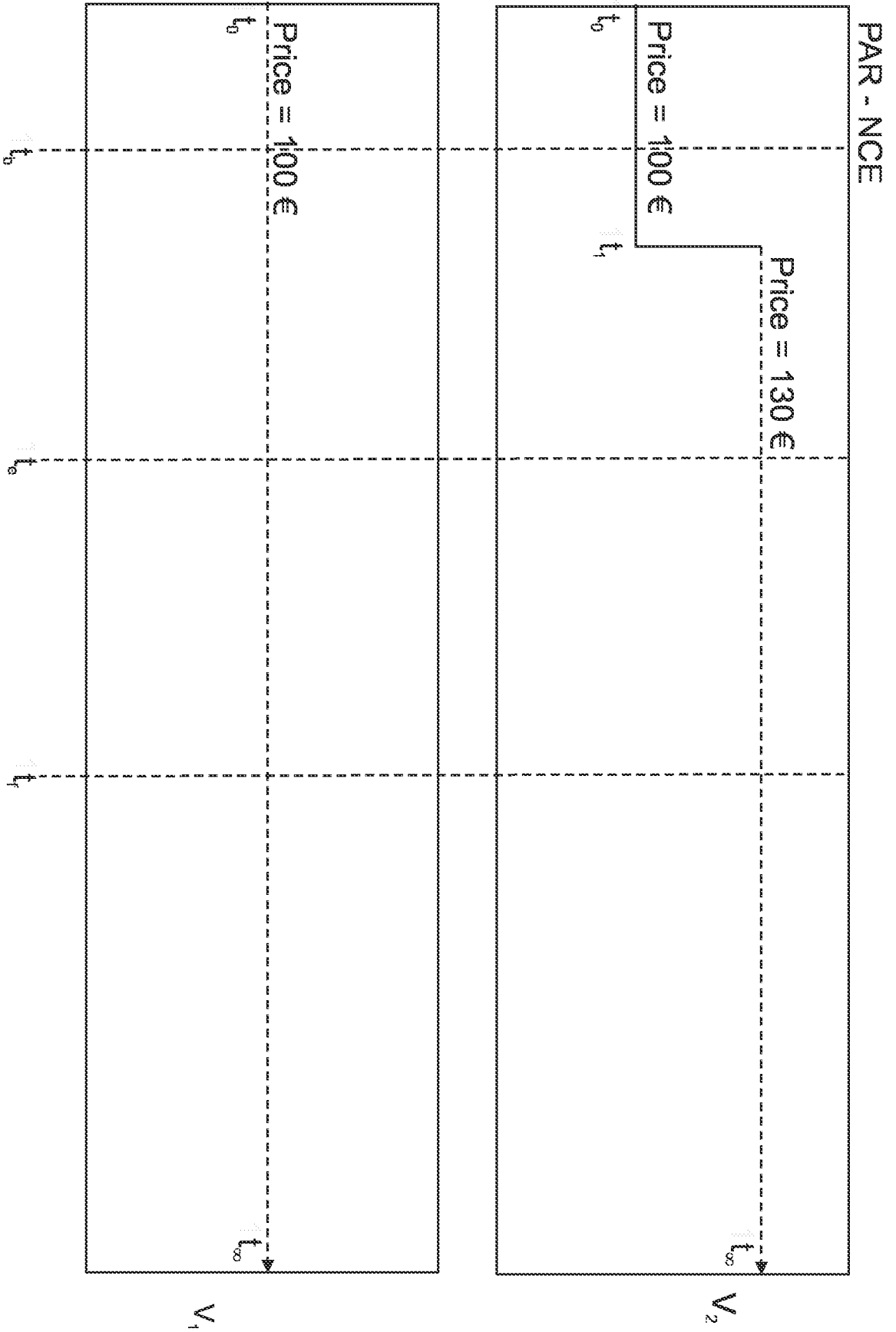


Fig. 3

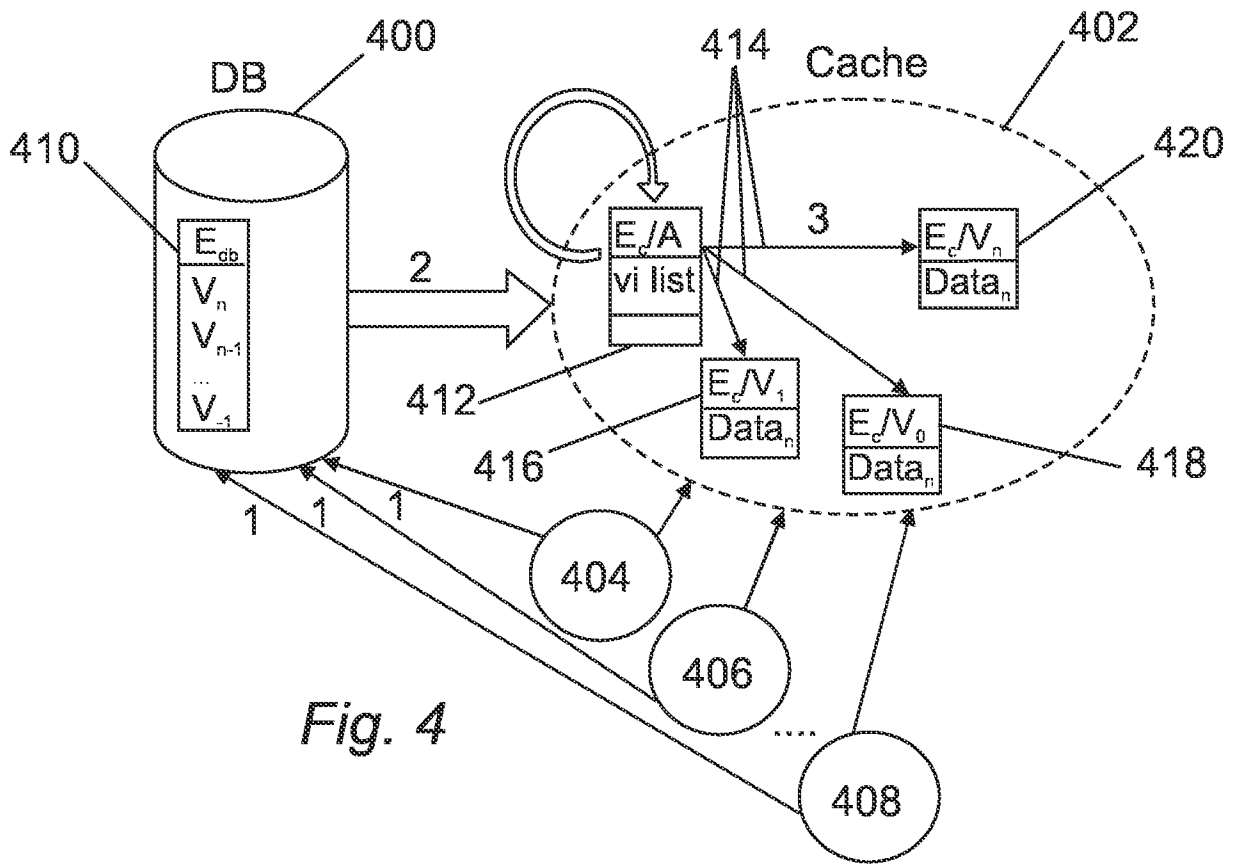


Fig. 4

452	PAR - NCE	Air France
454	V(active)	Date
456	V(old1)	Date
	V(old2)	Date
	⋮	⋮
458	V(active) Data	

450

Fig. 4a

5 / 5

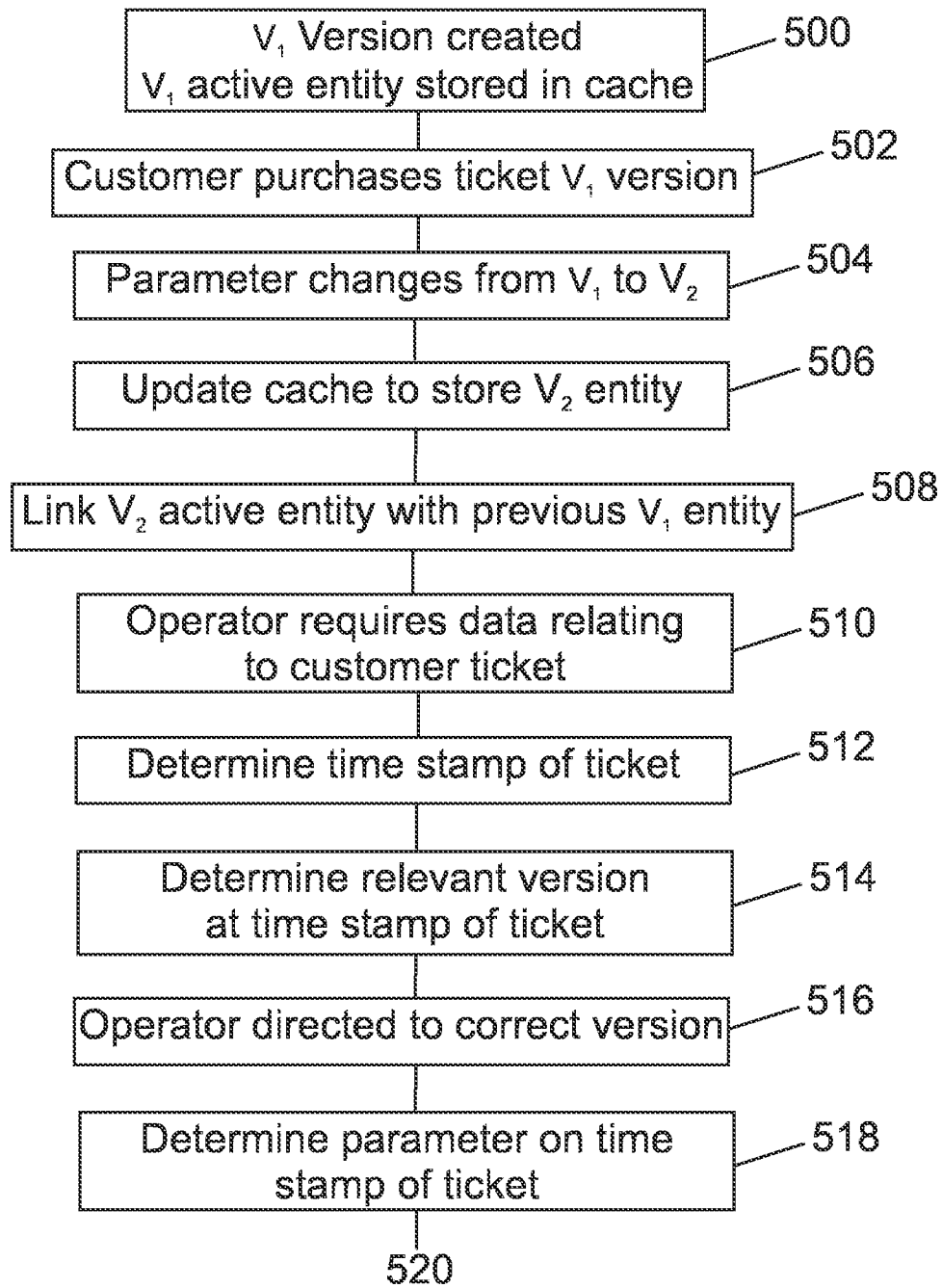


Fig. 5

INTERNATIONAL SEARCH REPORT

International application No
PCT/EP2008/055854

A. CLASSIFICATION OF SUBJECT MATTER
INV. G06F17/30

According to International Patent Classification (IPC) or to both national classification and IPC

B. FIELDS SEARCHED

Minimum documentation searched (classification system followed by classification symbols)
G06F

Documentation searched other than minimum documentation to the extent that such documents are included in the fields searched

Electronic data base consulted during the international search (name of data base and, where practical, search terms used)
EPO-Internal

C. DOCUMENTS CONSIDERED TO BE RELEVANT

Category*	Citation of document, with indication, where appropriate, of the relevant passages	Relevant to claim No.
X	US 2005/262164 A1 (GUIHENEUF BERTRAND [FR] ET AL) 24 November 2005 (2005-11-24) abstract paragraph [0027] - paragraph [0049] paragraph [0060] - paragraph [0067] figures 3a-5c figures 7,8	1-11
X	EP 0 520 459 A (DIGITAL EQUIPMENT CORP [US]) 30 December 1992 (1992-12-30) abstract column 1, line 20 - column 2, line 22 column 3, line 31 - column 7, line 7 column 7, line 51 - column 13, line 26 figures 3-7	1-11
	----- -/--	

Further documents are listed in the continuation of Box C.

See patent family annex.

* Special categories of cited documents :

- *A* document defining the general state of the art which is not considered to be of particular relevance
- *E* earlier document but published on or after the international filing date
- *L* document which may throw doubts on priority claim(s) or which is cited to establish the publication date of another citation or other special reason (as specified)
- *O* document referring to an oral disclosure, use, exhibition or other means
- *P* document published prior to the international filing date but later than the priority date claimed

- *T* later document published after the international filing date or priority date and not in conflict with the application but cited to understand the principle or theory underlying the invention
- *X* document of particular relevance; the claimed invention cannot be considered novel or cannot be considered to involve an inventive step when the document is taken alone
- *Y* document of particular relevance; the claimed invention cannot be considered to involve an inventive step when the document is combined with one or more other such documents, such combination being obvious to a person skilled in the art.
- *Z* document member of the same patent family

Date of the actual completion of the international search

8 August 2008

Date of mailing of the international search report

18/08/2008

Name and mailing address of the ISA/

European Patent Office, P.B. 5818 Patentlaan 2
NL - 2280 HV Rijswijk
Tel. (+31-70) 340-2040, Tx. 31 651 epo nl,
Fax: (+31-70) 340-3016

Authorized officer

Dumitrescu, Cristina

INTERNATIONAL SEARCH REPORT

International application No
PCT/EP2008/055854

C(Continuation). DOCUMENTS CONSIDERED TO BE RELEVANT

Category*	Citation of document, with indication, where appropriate, of the relevant passages	Relevant to claim No.
X	US 2002/120648 A1 (BALL THOMAS J [US] ET AL) 29 August 2002 (2002-08-29) cited in the application abstract paragraph [0032] - paragraph [0065] paragraph [0087] - paragraph [0111] figures 3,4,3a,3b -----	1-11
A	US 2002/103814 A1 (DUVILLIER EDOUARD [US] ET AL) 1 August 2002 (2002-08-01) abstract paragraph [0054] - paragraph [0061] paragraph [0070] - paragraph [0098] paragraph [0117] - paragraph [0121]; figure 2 -----	1-11

INTERNATIONAL SEARCH REPORT

Information on patent family members

International application No PCT/EP2008/055854

Patent document cited in search report	Publication date	Patent family member(s)	Publication date
US 2005262164	A1	24-11-2005	NONE
EP 0520459	A	30-12-1992	JP 5342264 A 24-12-1993 US 5347653 A 13-09-1994
US 2002120648	A1	29-08-2002	CA 2232070 A1 01-05-1997 EP 0850454 A1 01-07-1998 JP 2001503537 T 13-03-2001 WO 9715890 A1 01-05-1997 US 6366933 B1 02-04-2002
US 2002103814	A1	01-08-2002	NONE