



US00D718306S

(12) **United States Design Patent**  
**Mehin et al.**

(10) **Patent No.:** **US D718,306 S**

(45) **Date of Patent:** **\*\* Nov. 25, 2014**

(54) **POWER MODULE**  
(71) Applicant: **Recon Instruments Inc.**, Vancouver (CA)  
(72) Inventors: **Afshin Frederick Mehin**, North Vancouver (CA); **Raymond C. M. Leung**, Vancouver (CA); **Hamid Abdollahi**, Vancouver (CA)  
(73) Assignee: **Recon Instruments Inc.**, Vancouver (CA)  
(\*\*) Term: **14 Years**  
(21) Appl. No.: **29/472,181**

D380,482 S 7/1997 Shimasaki et al.  
D439,265 S 3/2001 Hayashi  
D444,155 S 6/2001 Morooka et al.  
D517,066 S 3/2006 Travers et al.  
D537,078 S \* 2/2007 Tanaka et al. .... D14/372  
D559,250 S \* 1/2008 Pombo ..... D14/372  
D571,366 S 6/2008 Lee et al.  
D579,014 S \* 10/2008 Travers et al. .... D14/372  
D609,236 S \* 2/2010 Matsumoto et al. .... D14/372  
D640,256 S 6/2011 So  
D645,862 S 9/2011 Paul  
D659,136 S \* 5/2012 Matsumoto ..... D14/372  
D659,137 S \* 5/2012 Matsumoto ..... D14/372  
D669,471 S 10/2012 Hwang et al.  
D682,267 S \* 5/2013 Mase ..... D14/372  
D682,268 S \* 5/2013 Ricks et al. .... D14/372  
D704,705 S \* 5/2014 Mehin et al. .... D14/372  
D706,780 S \* 6/2014 Abdollahi et al. .... D14/372

(22) Filed: **Nov. 8, 2013**  
(30) **Foreign Application Priority Data**

May 10, 2013 (CA) ..... 151094  
(51) **LOC (10) Cl.** ..... **14-02**  
(52) **U.S. Cl.**  
USPC ..... **D14/372**  
(58) **Field of Classification Search**  
CPC ..... G02B 27/017; G02B 27/0158; G02B 27/0161; G02B 27/0181; G02B 27/0185; G02B 27/0189  
USPC ..... D14/372, 496, 432, 371, 125, 126, 129, D14/299; D16/300-342; 351/158, 153, 144; 345/7-9, 905; 455/344; 348/115, 53, 348/121, 739  
See application file for complete search history.

(56) **References Cited**  
**U.S. PATENT DOCUMENTS**  
D338,514 S 8/1993 Holmes  
5,486,841 A 1/1996 Hara et al.  
D370,909 S 6/1996 Oikawa et al.

**OTHER PUBLICATIONS**

Notice of Allowance dated Jan. 6, 2014 received in related U.S. Appl. No. 29/472,179.

\* cited by examiner

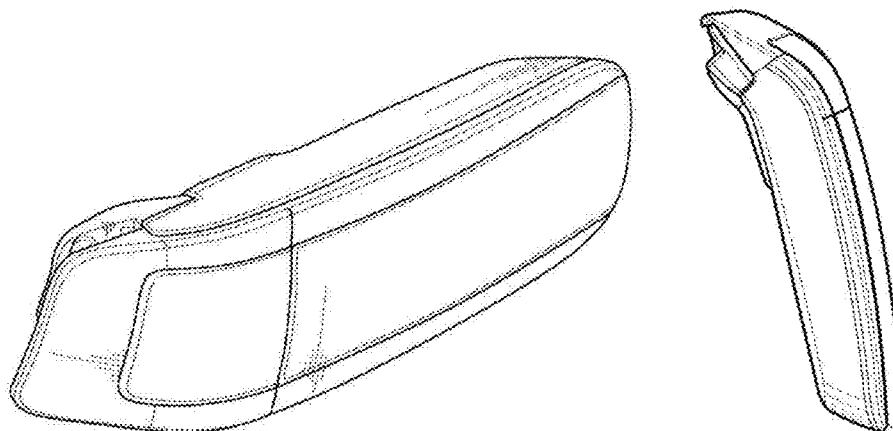
*Primary Examiner* — Austin Murphy  
(74) *Attorney, Agent, or Firm* — Richard A. Johnson; Borden Ladner Gervais LLP

(57) **CLAIM**  
The ornamental design for a power module, as shown and described.

**DESCRIPTION**

FIG. 1 is a perspective view of a power module; FIG. 2 is a top view thereof; FIG. 3 is a front view thereof; FIG. 4 is a rear view thereof; FIG. 5 is a bottom view thereof; FIG. 6 is a left side view thereof; and, FIG. 7 is a right side view thereof.

**1 Claim, 2 Drawing Sheets**



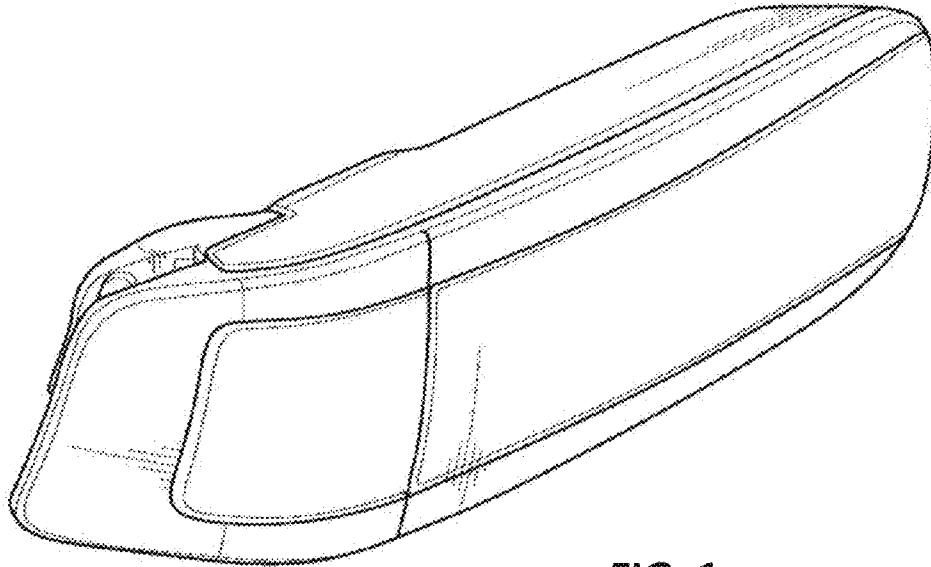


FIG. 1

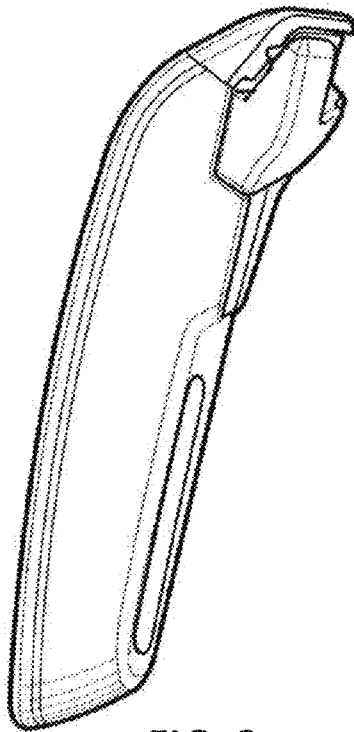


FIG. 2

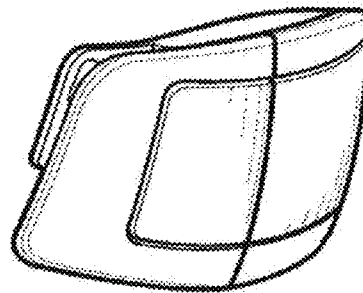


FIG. 3

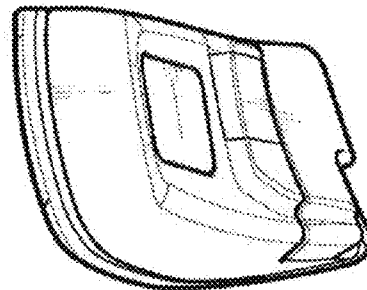


FIG. 4




FIG. 5




FIG. 6

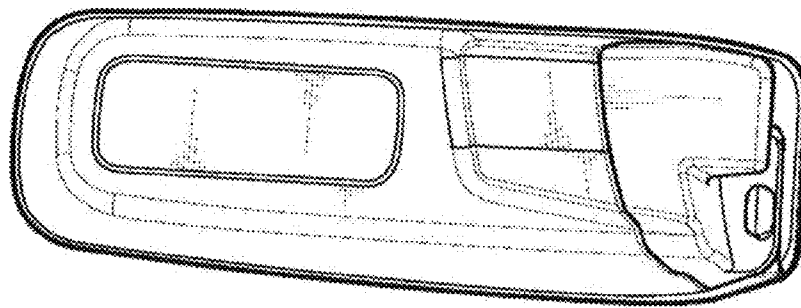


FIG. 7