



(12) **United States Design Patent**  
**Lin**

(10) **Patent No.:** **US D878,885 S**  
(45) **Date of Patent:** **\*\* Mar. 24, 2020**

(54) **AUTOMOBILE DENT REPAIR TOOL**

(71) Applicant: **Shenzhen GeLiSiTong Technology Co., Ltd, Shenzhen (CN)**

(72) Inventor: **Hongbao Lin, Guangdong (CN)**

(\*\*) Term: **15 Years**

(21) Appl. No.: **29/709,419**

(22) Filed: **Oct. 14, 2019**

(51) **LOC (12) Cl.** ..... **08-05**

(52) **U.S. Cl.**  
USPC ..... **D8/51**

(58) **Field of Classification Search**  
USPC ..... D8/14, 51, 52  
CPC ..... B21D 1/06; Y10S 72/705; B25B 11/007  
See application file for complete search history.

D860,741 S 9/2019 Yang  
D860,742 S \* 9/2019 Yang ..... D8/51  
2003/0097869 A1\* 5/2003 Meichtry ..... B21D 1/06  
72/705

**OTHER PUBLICATIONS**

Gliston Dent Repair Tool Found on Amazon. Reviews and comments from 2017.\*

\* cited by examiner

*Primary Examiner* — Philip S Hyder

(74) *Attorney, Agent, or Firm* — Jie Yang; ZanIP

(57) **CLAIM**

The ornamental design for an automobile dent repair tool, as shown and described.

(56) **References Cited**

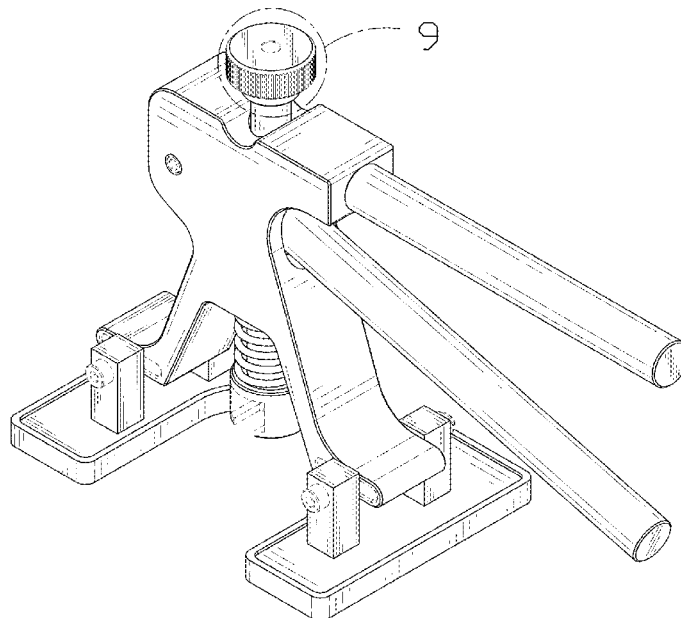
**U.S. PATENT DOCUMENTS**

3,977,230	A *	8/1976	Jones	.....	B21D 1/06 72/325
4,050,271	A *	9/1977	Jones	.....	B21D 1/06 72/37
4,116,035	A *	9/1978	Malarsky	.....	B21D 1/06 72/389.6
4,930,335	A *	6/1990	Ishihara	.....	B21D 1/06 72/451
D311,316	S *	10/1990	Ishihara	.....	D8/51
6,722,179	B1 *	4/2004	Ventura	.....	B21D 1/06 72/454
6,874,347	B2 *	4/2005	Meichtry	.....	B21D 1/06 72/390.5
6,964,186	B1 *	11/2005	Strasser	.....	B21D 1/06 72/342.8
8,516,875	B1 *	8/2013	Chan	.....	B21D 1/06 29/267
10,099,269	B1 *	10/2018	Lin	.....	B25B 11/007

**DESCRIPTION**

FIG. 1 is a front and top perspective view of an automobile dent repair tool, showing my new design;  
FIG. 2 is a rear and bottom perspective view thereof;  
FIG. 3 is a front elevational view thereof;  
FIG. 4 is a rear elevational view thereof;  
FIG. 5 is a left side elevational view thereof;  
FIG. 6 is a right side elevational view thereof;  
FIG. 7 is a top plan view thereof;  
FIG. 8 is a bottom plan view thereof;  
FIG. 9 is an enlarged view of a portion indicated in FIG. 1; and,  
FIG. 10 is an enlarged view of a portion indicated in FIG. 2.  
The broken lines in the figures illustrate portions of the automobile dent repair tool that form no part of the claimed design.

**1 Claim, 10 Drawing Sheets**



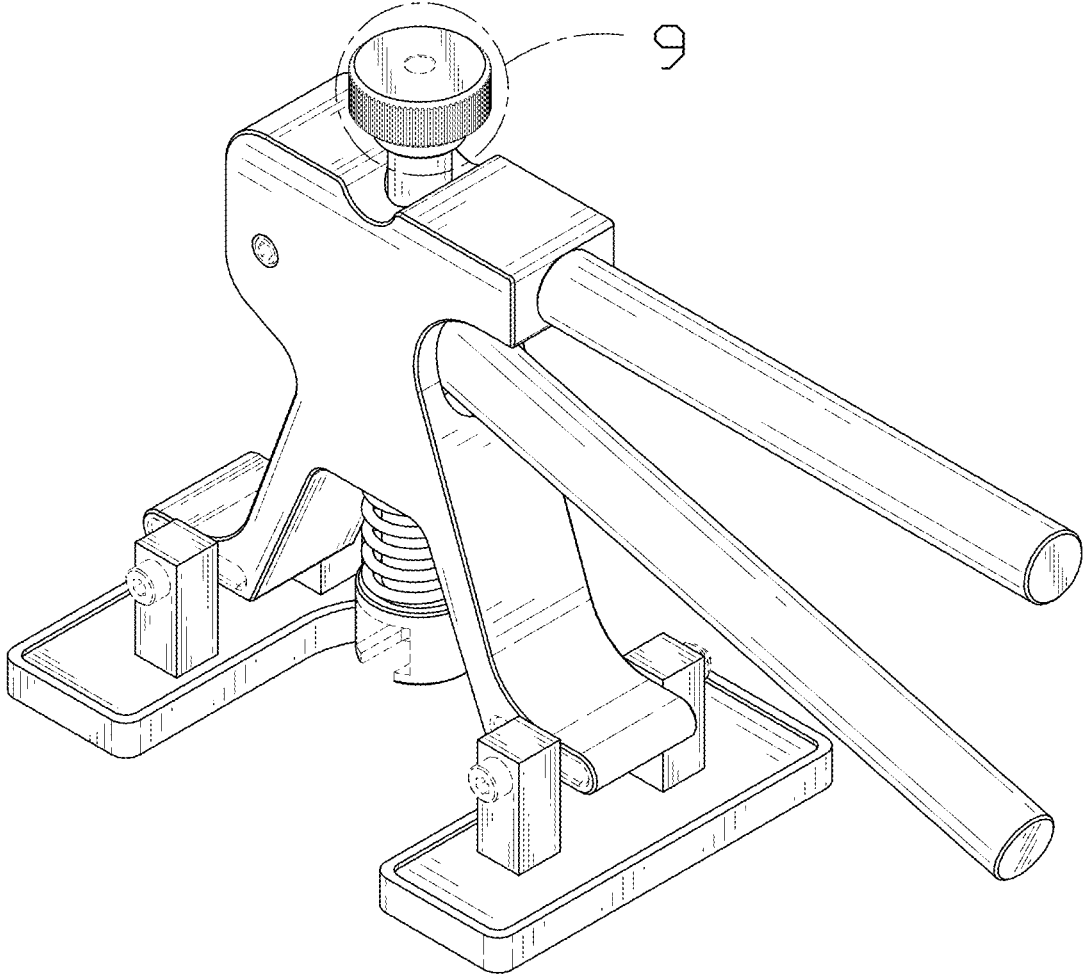


FIG. 1

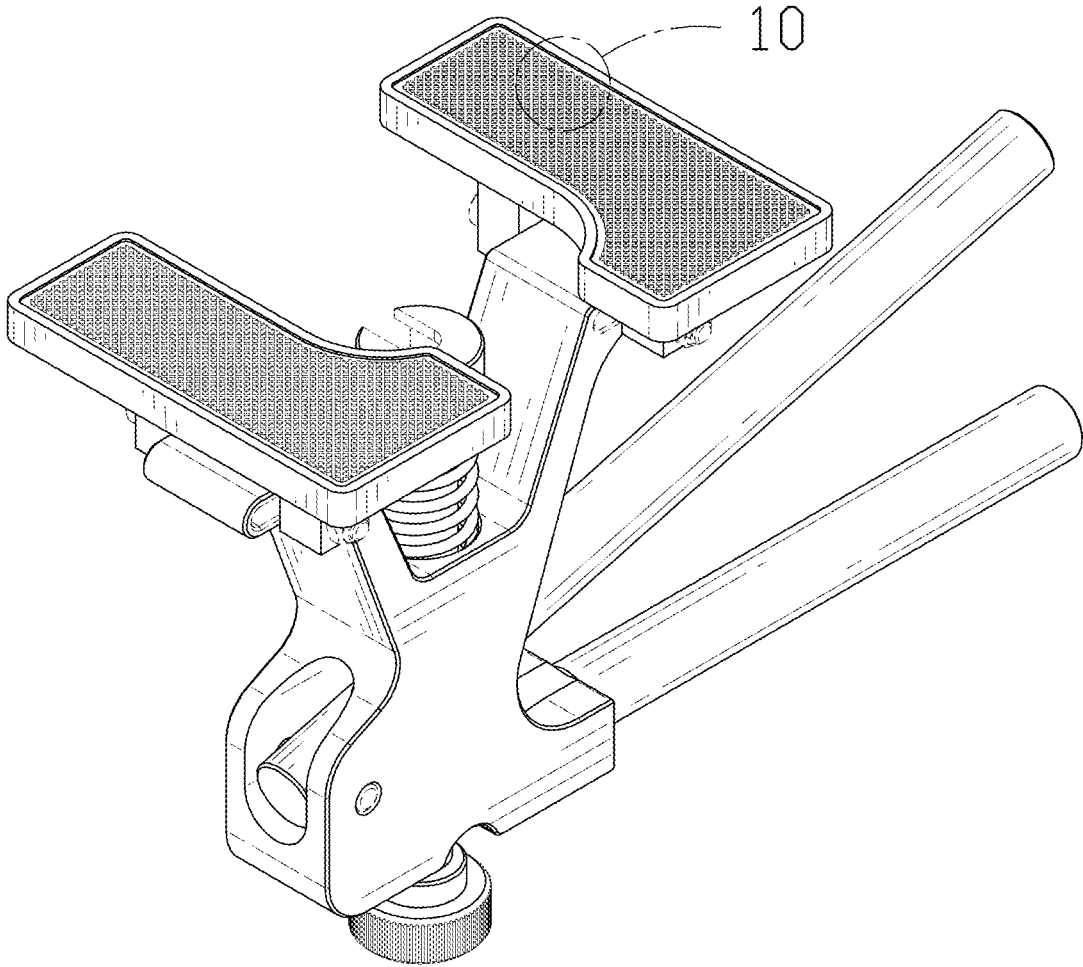


FIG. 2

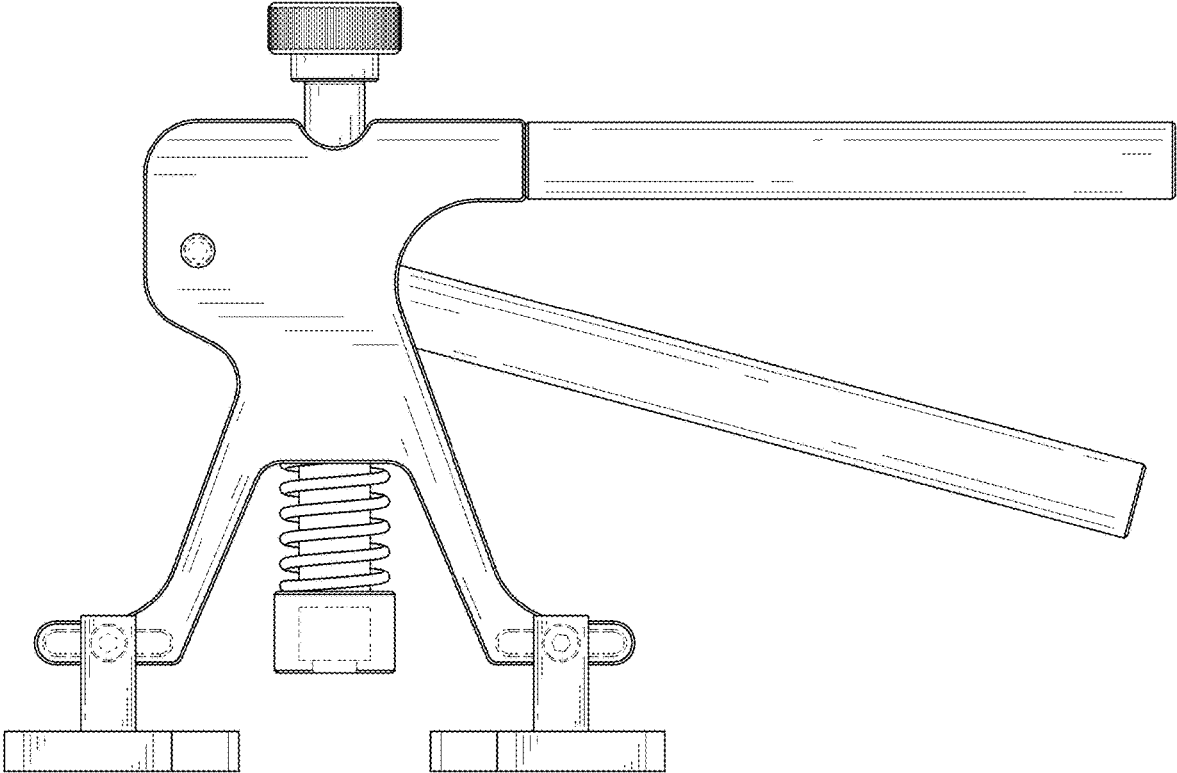


FIG. 3

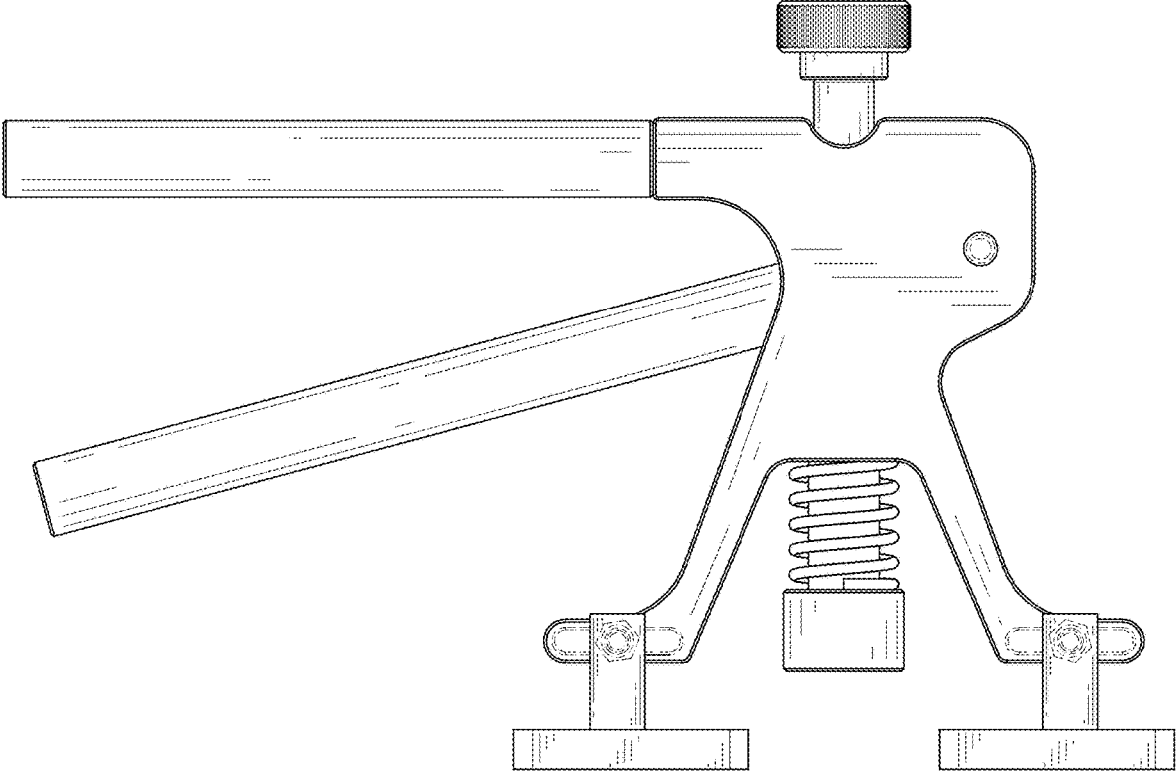


FIG. 4

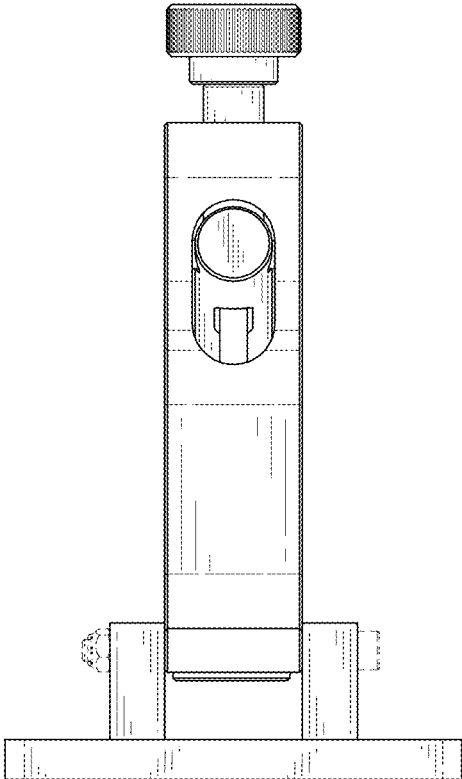


FIG. 5

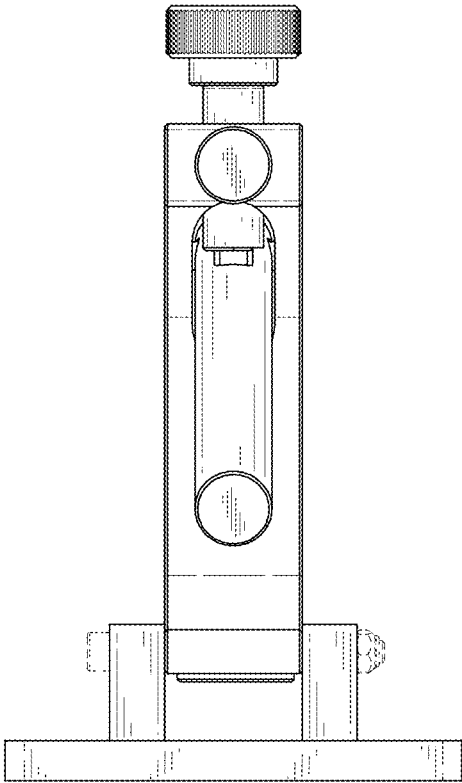


FIG. 6

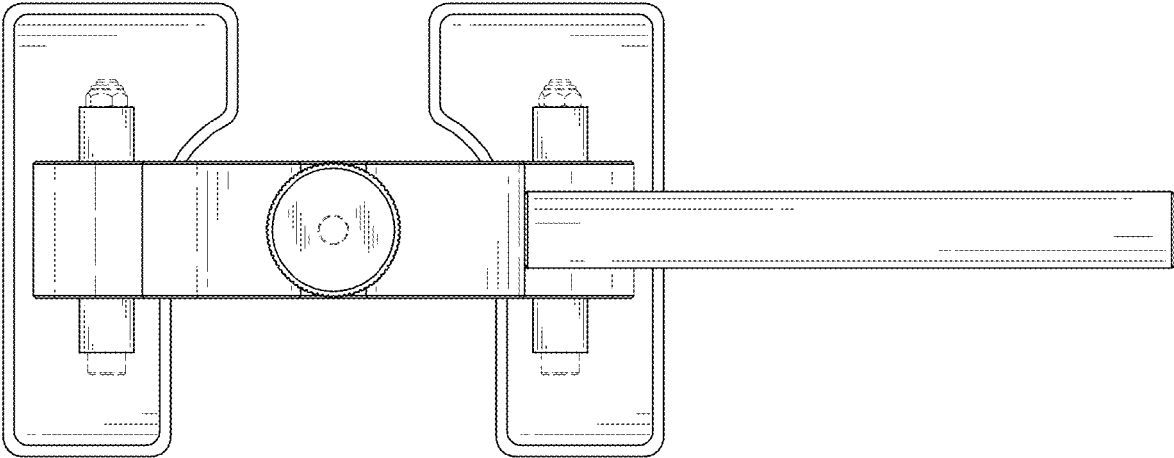


FIG. 7



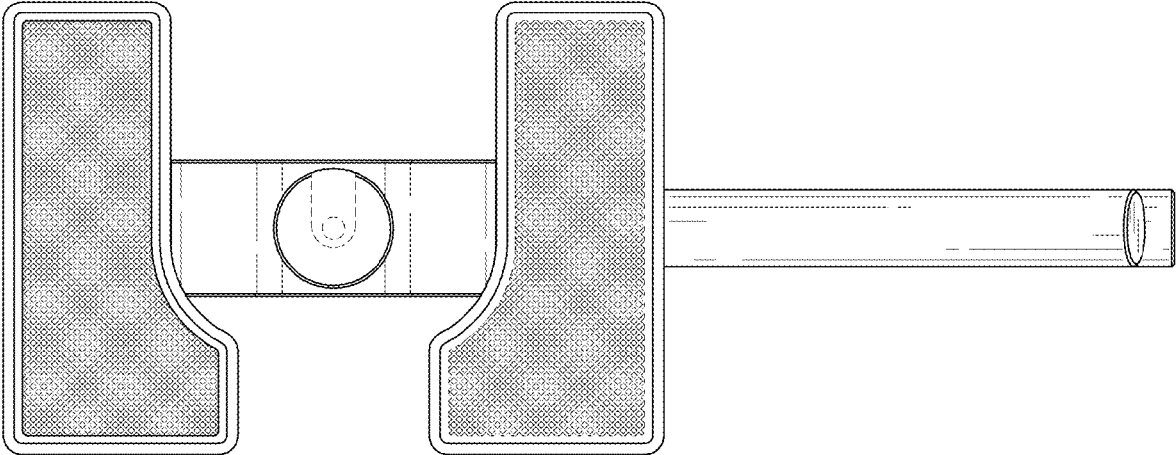


FIG. 8

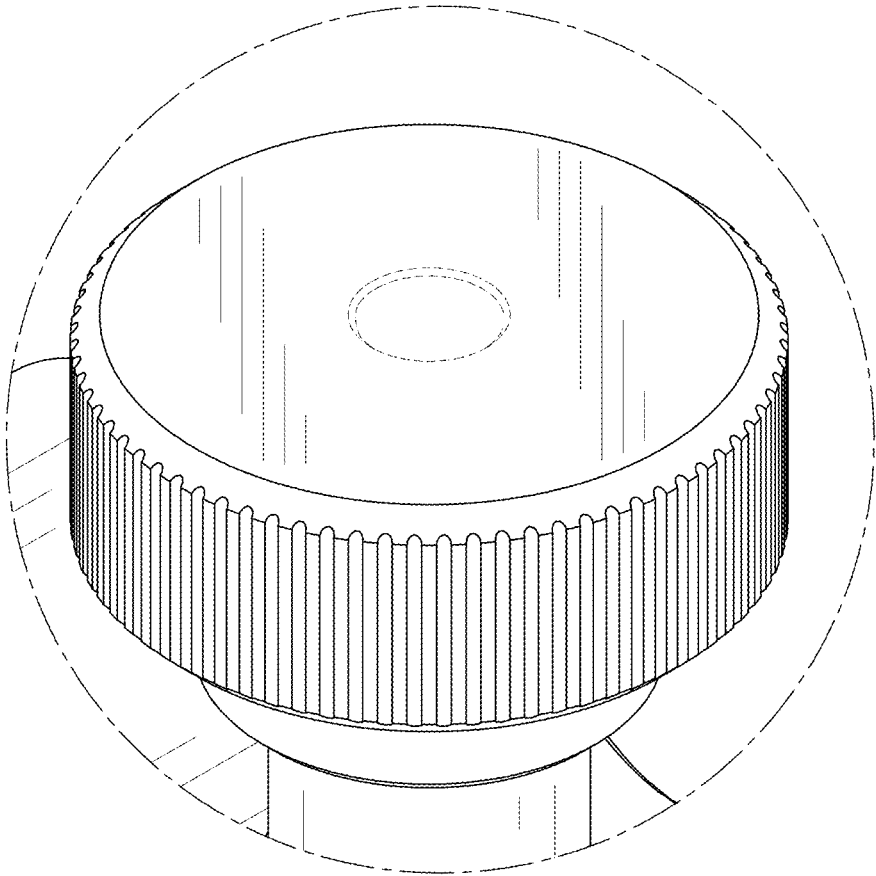


FIG. 9

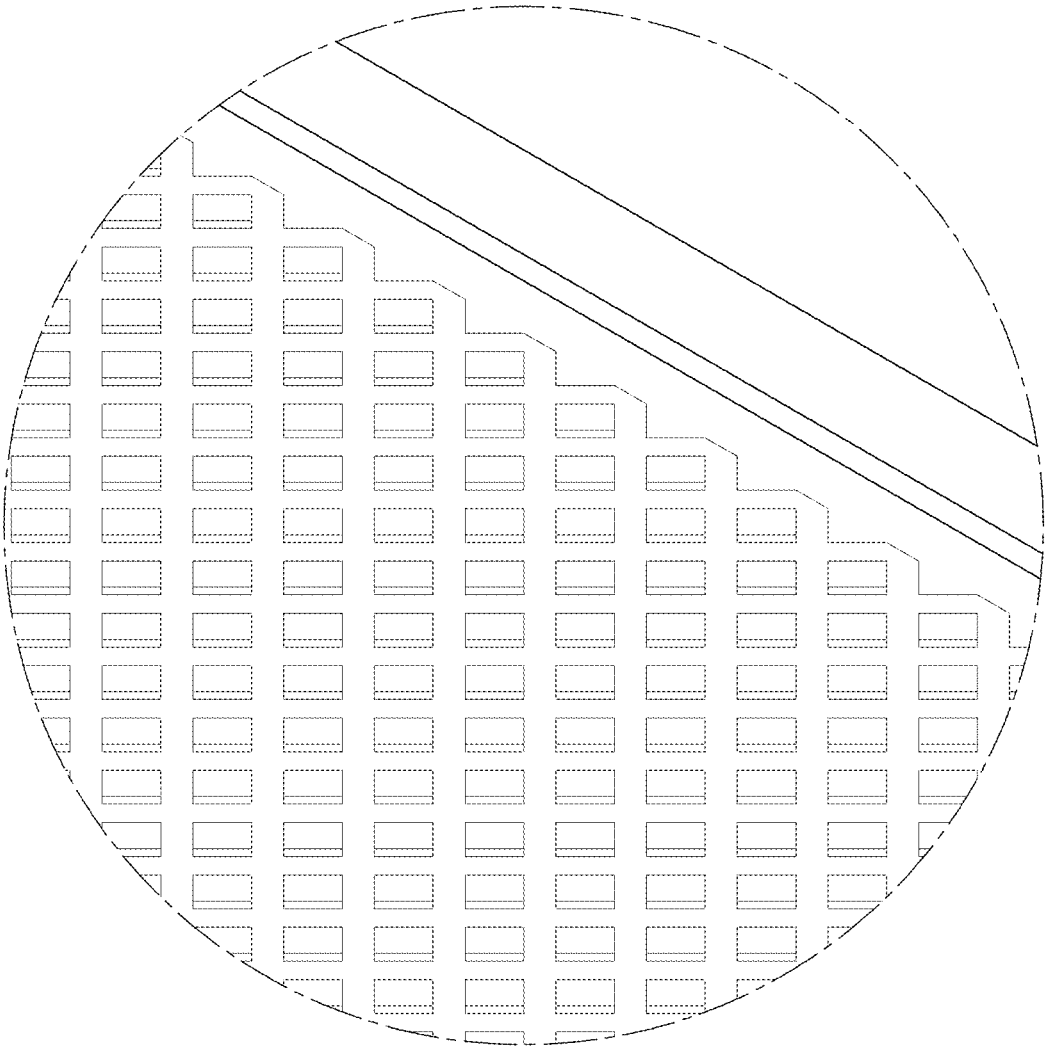


FIG. 10