

(19) World Intellectual Property Organization
International Bureau



(43) International Publication Date
3 July 2003 (03.07.2003)

PCT

(10) International Publication Number
WO 03/053144 A1

(51) International Patent Classification⁷: **A01N 33/12**

(21) International Application Number: PCT/US02/35243

(22) International Filing Date: 31 October 2002 (31.10.2002)

(25) Filing Language: English

(26) Publication Language: English

(30) Priority Data:
10/027,791 20 December 2001 (20.12.2001) US

(71) Applicant: **KIMBERLY-CLARK WORLDWIDE, INC.** [US/US]; 401 N. Lake Street, Neenah, WI 54956 (US).

(72) Inventors: **CLARK, James, W.**; 4005 Devereux Chase, Roswell, GA 30075 (US). **JENKINS, Shawn, E.**; 4065 Spinnaker Drive, Duluth, GA 30096 (US). **TRUSOCK, Julie, W.**; 7270 Treyburn Drive, Cumming, GA 30041 (US).

(74) Agents: **JOHNSTON, Jason, W.** et al.; Dority & Manning, P.A., P.O. Box 1449, Greenville, SC 29602-1449 (US).

(81) Designated States (national): AE, AG, AL, AM, AT, AU, AZ, BA, BB, BG, BR, BY, BZ, CA, CH, CN, CO, CR, CU,

CZ, DE, DK, DM, DZ, EC, EE, ES, FI, GB, GD, GE, GH, GM, HR, HU, ID, IL, IN, IS, JP, KE, KG, KP, KR, KZ, LC, LK, LR, LS, LT, LU, LV, MA, MD, MG, MK, MN, MW, MX, MZ, NO, NZ, OM, PH, PL, PT, RO, RU, SD, SE, SG, SI, SK, SL, TJ, TM, TN, TR, TT, TZ, UA, UG, UZ, VC, VN, YU, ZA, ZM, ZW.

(84) Designated States (regional): ARIPO patent (GH, GM, KE, LS, MW, MZ, SD, SL, SZ, TZ, UG, ZM, ZW), Eurasian patent (AM, AZ, BY, KG, KZ, MD, RU, TJ, TM), European patent (AT, BE, BG, CH, CY, CZ, DE, DK, EE, ES, FI, FR, GB, GR, IE, IT, LU, MC, NL, PT, SE, SK, TR), OAPI patent (BF, BJ, CF, CG, CI, CM, GA, GN, GQ, GW, ML, MR, NE, SN, TD, TG).


Declarations under Rule 4.17:

- as to applicant's entitlement to apply for and be granted a patent (Rule 4.17(ii)) for all designations
- as to the applicant's entitlement to claim the priority of the earlier application (Rule 4.17(iii)) for all designations

Published:

- with international search report
- before the expiration of the time limit for amending the claims and to be republished in the event of receipt of amendments

For two-letter codes and other abbreviations, refer to the "Guidance Notes on Codes and Abbreviations" appearing at the beginning of each regular issue of the PCT Gazette.



WO 03/053144 A1

(54) Title: ANTIMICROBIAL PRE-MOISTENED WIPERS

(57) Abstract: A pre-moistened wiper that exhibits good antimicrobial kill at relatively small levels of antimicrobial agent is provided. In one embodiment, for example, the wiper contains a sanitizing formulation that includes between about 0.01% by weight to about 1% by weight of an antimicrobial agent, including a quaternary ammonium compound, and water. The sanitizing formulation is capable of being released from the wiper as a solution such that the quaternary ammonium compound is present within the solution in an amount less than about 2000 parts per million of the solution. The wiper can exhibit a log reduction for *E. Coli* of at least about 2.

ANTIMICROBIAL PRE-MOISTENED WIPERS

Background of the Invention

5 Saturated or pre-moistened paper and textile wipers have been used in a variety of wiping and polishing cloths. These substrates are often provided in a sealed container and retrieved therefrom in a moist or saturated condition (i.e., pre-moistened). The pre-moistened cloth or paper wiper releases the retained liquid when used to clean or polish the desired surface.

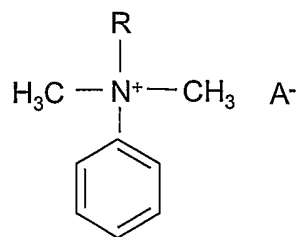
10 Some pre-moistened wipers have been incorporated with antimicrobial agents in an attempt to kill microbes present on the surface being wiped. However, problems with such antimicrobial wipers often arise in the context of the food service industry. In particular, solutions released by wipers used in food service environments are often required to contain a relatively small amount of antimicrobial agent. For example, Title 21, Section 178.1010 of the United States Code of Federal Regulations sets forth various requirements for use of sanitizing solutions used on food-processing equipment, utensils, and other food-contact articles. Conventionally, it has been difficult to form food service wipers that release a relatively small amount of antimicrobial agent, yet still achieve the desired antimicrobial kill.

20 As such, a need currently exists for an improved pre-moistened wiper that is capable of achieving good antimicrobial kill at a relatively low level of released antimicrobial agent.

Summary of the Invention

25 In accordance with one embodiment of the present invention, a wiper is provided that comprises a substrate (e.g., woven, nonwoven, wet-strength paper, etc.). A sanitizing formulation is applied to the substrate in an amount from about 150% to about 600% of the dry weight of the wiper. In one embodiment, the sanitizing formulation comprises between about 0.01% by weight to about 1% by weight of an antimicrobial and water. The sanitizing formulation is capable of being released from the substrate as a solution such that the quaternary compound is present within the solution in an amount less than about 2000 parts per million of the solution.

For example, in one embodiment, the antimicrobial agent may contain a quaternary ammonium compound, such as those having the following formula:



5 wherein,

R is a C₈-C₁₈ alkyl group; and

A is a halogen atom.

In some embodiments, the sequestrant may be selected from the group consisting of ethylenediamines, ethylenediaminetetraacetic acids and salts thereof, citric acids and salts thereof, glucuronic acids and salts thereof, polyphosphates, organophosphates, and dimercaprols. For example, in one embodiment, the sequestrant comprises ethylenediaminetetraacetic acid or salts thereof.

As stated, the sanitizing formulation may, in some embodiments, contain a surfactant. For example, in one embodiment, the surfactant comprises a nonionic surfactant, such as ethoxylated alkylphenols, ethoxylated and propoxylated fatty alcohols, polyethylene glycol ethers of methyl glucose, polyethylene glycol ethers of sorbitol, ethylene oxide-propylene oxide block copolymers, ethoxylated esters of fatty (C₈-C₁₈) acids, condensation products of ethylene oxide with amines, condensation products of ethylene oxide with amides, condensation products of ethylene oxide with alcohols, or mixtures thereof. In one embodiment, the nonionic surfactant comprises the product of a secondary aliphatic alcohol containing between about 8 to about 18 carbon atoms condensed with about 5 to about 30 moles of ethylene oxide.

In addition, the sanitizing formulation may also contain various other ingredients. For example, in some embodiments, the sanitizing formulation further comprises between about 0.001% to about 30% by weight of non-aqueous solvent, such as glycols, alcohols, or combinations thereof. In one embodiment, the non-aqueous solvent includes a blend of ethanol and propylene glycol. Moreover, the

sanitizing formulation may also contain between about 0.001% to about 5% by weight of preservative, such as benzoic esters.

5 The pH of the sanitizing formulation may generally vary depending on a variety of different factors. For example, the pH of the formulation may, in some embodiments, be greater than about 8, and in some embodiments, between about 9 to about 12.

10 As a result of the present invention, it has been determined that the sanitizing formulation of the present invention can provide a log reduction for *S. aureus* (gram positive) and/or *E. coli* (gram negative) of at least about 2, in some embodiments at least about 3, in some embodiments at least about 4, and in some embodiments, at least about 5. Moreover, the wiper can also exhibit a Kill Efficiency Ratio of at least about 10, in some embodiments at least about 40, in some embodiments at least about 100, and in some embodiments, at least about 200. Further, the Antimicrobial Reduction can be less than about 95%, and in 15 some embodiments, between about 60% to about 80%.

20 In another embodiment of the present invention, a method for sanitizing a surface is provided. The method includes providing a wiper that contains a substrate applied with a sanitizing formulation in an amount from about 150% to about 600% of the dry weight of the wiper. The sanitizing formulation comprises between about 0.01% by weight to about 0.4% by weight of at least one quaternary ammonium compound. In addition, the method also includes moving the wiper across the surface such that at least a portion of the sanitizing 25 formulation is released from the wiper to form a released solution. The released solution contains less than about 2000 parts per million of the quaternary ammonium compound, and in some embodiments, between about 150 to about 450 parts per million of the quaternary ammonium compound. In this particular embodiment of the present invention, the released solution exhibits a log reduction for *E. Coli* of at least about 2.

30 Other features and aspects of the present invention are discussed in greater detail below.

Detailed Description of Representative Embodiments

Reference now will be made in detail to various embodiments of the invention, one or more examples of which are set forth below. Each example is

provided by way of explanation of the invention, not limitation of the invention. In fact, it will be apparent to those skilled in the art that various modifications and variations can be made in the present invention without departing from the scope or spirit of the invention. For instance, features illustrated or described as part of one embodiment, can be used on another embodiment to yield a still further embodiment. Thus, it is intended that the present invention covers such modifications and variations as come within the scope of the appended claims and their equivalents.

Definitions

As used herein the term "nonwoven fabric or web" means a web having a structure of individual fibers or threads which are interlaid, but not in an identifiable manner as in a knitted fabric. Nonwoven fabrics or webs have been formed from many processes such as for example, meltblowing processes, spunbonding processes, bonded carded web processes, etc. The basis weight of nonwoven fabrics is usually expressed in ounces of material per square yard (osy) or grams per square meter (gsm) and the fiber diameters useful are usually expressed in microns. (Note that to convert from osy to gsm, multiply osy by 33.91).

As used herein the term "microfibers" means small diameter fibers having an average diameter not greater than about 75 microns, for example, having an average diameter of from about 0.5 microns to about 50 microns, or more particularly, microfibers may have an average diameter of from about 2 microns to about 40 microns.

As used herein, the term "meltblown fibers" refers to fibers formed by extruding a molten thermoplastic material through a plurality of fine, usually circular, die capillaries as molten fibers into converging high velocity gas (e.g. air) streams that attenuate the fibers of molten thermoplastic material to reduce their diameter, which may be to microfiber diameter. Thereafter, the meltblown fibers are carried by the high velocity gas stream and are deposited on a collecting surface to form a web of randomly disbursed meltblown fibers. Such a process is disclosed, for example, in U.S. Pat. No. 3,849,241 to Butin, et al., which is incorporated herein in its entirety by reference thereto for all purposes. Generally speaking, meltblown fibers may be microfibers that may be continuous or discontinuous, are generally smaller than 10 microns in diameter, and are

generally tacky when deposited onto a collecting surface.

As used herein, the term "spunbonded fibers" refers to small diameter substantially continuous fibers that are formed by extruding a molten thermoplastic material from a plurality of fine, usually circular, capillaries of a spinnerette with the diameter of the extruded fibers then being rapidly reduced as by, for example, 5 eductive drawing and/or other well-known spunbonding mechanisms. The production of spun-bonded nonwoven webs is described and illustrated, for example, in U.S. Patent Nos. 4,340,563 to Appel, et al., 3,692,618 to Dorschner, et al., 3,802,817 to Matsuki, et al., 3,338,992 to Kinney, 3,341,394 to Kinney, 10 3,502,763 to Hartman, 3,502,538 to Levy, 3,542,615 to Dobo, et al., and 5,382,400 to Pike, et al., which are incorporated herein in their entirety by reference thereto for all purposes. Spunbond fibers are generally not tacky when they are deposited onto a collecting surface. Spunbond fibers can sometimes have diameters less than about 40 microns, and are often between about 5 to about 20 microns.

As used herein, "through air bonding" or "TAB" means a process of 15 bonding a nonwoven, for example, a multicomponent fiber web, in which air which is sufficiently hot to melt one of the polymers of which the fibers of the web are made is forced through the web. The melting and resolidification of the polymer provides the bonding.

As used herein, "ultrasonic bonding" means a process performed, for 20 example, by passing the fabric between a sonic horn and anvil roll as illustrated in U.S. Pat. No. 4,374,888 to Bornslaeger, which is incorporated herein in its entirety by reference thereto for all purposes.

As used herein, the term "fiber" refers to an elongated extrudate formed by 25 passing a polymer through a forming orifice such as a die. Unless noted otherwise, the term "fibers" includes discontinuous strands having a definite length and continuous strands of material, such as filaments.

Detailed Description

In general, the present invention is directed to a wiper that is effective 30 against gram negative and/or positive bacteria. In particular, the wiper of the present invention is applied with a sanitizing formulation that contains an antimicrobial agent such that, when released from the wiper during use, kills and/or inhibits the growth of bacteria on a surface. Unexpectedly, it has been discovered

that the desired level of antimicrobial effectiveness can even be achieved at relatively small levels of the antimicrobial agent. Various embodiments of the present invention will now be described in more detail.

I. Wiper

5 The wiper of the present invention generally contains a substrate, such as an absorbent material of sufficient wet strength and absorbency to hold an effective amount of the sanitizing formulation of the present invention. For example, the wiper can include a nonwoven fabric, woven fabric, knit fabric, wet-strength paper, or combinations thereof. Materials and processes suitable for
10 forming such wiper are well known to those skilled in the art.

 For instance, some examples of nonwoven fabrics that may be used in the present invention include, but are not limited to, spunbonded webs (apertured or non-apertured), meltblown webs, bonded carded webs, air-laid webs, coform webs, hydraulically entangled webs, and the like. In addition, nonwoven fabrics
15 can contain synthetic fibers (e.g., polyethylenes, polypropylenes, polyvinyl chlorides, polyvinylidene chlorides, polystyrenes, polyesters, polyamides, polyimides, etc.); cellulosic fibers (softwood pulp, hardwood pulp, thermomechanical pulp, etc.); or combinations thereof.

 If desired, the nonwoven fabric may also be bonded using techniques well
20 known in the art to improve the durability, strength, hand, aesthetics, texture, and/or other properties of the fabric. For instance, the nonwoven fabric can be thermally (e.g., pattern bonded), ultrasonically, adhesively and/or mechanically (e.g., through-air dried) bonded. For instance, various pattern bonding techniques are described in U.S. Patent Nos. 3,855,046 to Hansen; 5,620,779 to Levy, et al.;
25 5,962,112 to Haynes, et al.; 6,093,665 to Sayovitz, et al.; U.S. Design Patent No. 428,267 to Romano, et al.; and U.S. Design Patent No. 390,708 to Brown, which are incorporated herein in their entirety by reference thereto for all purposes.

 The nonwoven fabric can be bonded by continuous seams or patterns. As additional examples, the nonwoven fabric can be bonded along the periphery of
30 the sheet or simply across the width or cross-direction (CD) of the web adjacent the edges. Other bond techniques, such as a combination of thermal bonding and latex impregnation, may also be used. Alternatively and/or additionally, a resin, latex or adhesive may be applied to the nonwoven fabric by, for example, spraying

or printing, and dried to provide the desired bonding. Still other suitable bonding techniques may be described in U.S. Patent Nos. 5,284,703 to Everhart, et al., 6,103,061 to Anderson, et al., and 6,197,404 to Varona, which are incorporated herein in its entirety by reference thereto for all purposes.

5 In one embodiment of the present invention, the wiper is formed from a hydroentangled nonwoven fabric. Hydroentangling processes and hydroentangled composite webs containing various combinations of different fibers are known in the art. A typical hydroentangling process utilizes high pressure jet streams of water to entangle fibers and/or filaments to form a highly entangled consolidated
10 fibrous structure, e.g., a nonwoven fabric. Hydroentangled nonwoven fabrics of staple length fibers and continuous filaments are disclosed, for example, in U.S. Patent Nos. 3,494,821 to Evans and 4,144,370 to Bouolton, which are incorporated herein in their entirety by reference thereto for all purposes.
Hydroentangled composite nonwoven fabrics of a continuous filament nonwoven
15 web and a pulp layer are disclosed, for example, in U.S. Patent Nos. 5,284,703 to Everhart, et al. and 6,315,864 to Anderson, et al., which are incorporated herein in their entirety by reference thereto for all purposes.

 In another embodiment, the wiper is formed from a spunbonded web containing monocomponent and/or multicomponent fibers. Multicomponent fibers
20 are fibers that have been formed from at least two polymer components. Such fibers are usually extruded from separate extruders but spun together to form one fiber. The polymers of the respective components are usually different from each other although multicomponent fibers may include separate components of similar or identical polymeric materials. The individual components are typically arranged
25 in substantially constantly positioned distinct zones across the cross-section of the fiber and extend substantially along the entire length of the fiber. The configuration of such fibers may be, for example, a side-by-side arrangement, a pie arrangement, or any other arrangement. Multicomponent fibers and methods of making the same are taught in U.S. Patent Nos. 5,108,820 to Kaneko, et al.,
30 4,795,668 to Kruege, et al., 5,162,074 to Hills, 5,277,976 to Hogle, et al., 5,336,552 to Strack, et al., 5,466,410 to Hills, 5,069,970 to Largman, et al., 5,057,368 to Largman, et al., 5,382,400 to Pike, et al., and 5,989,004 to Cook, which are incorporated herein in their entirety by reference thereto for all purposes.

When utilized, multicomponent fibers can also be splittable. In fabricating multicomponent fibers that are splittable, the individual segments that collectively form the unitary multicomponent fiber are contiguous along the longitudinal direction of the multicomponent fiber in a manner such that one or more segments form part of the outer surface of the unitary multicomponent fiber. In other words, one or more segments are exposed along the outer perimeter of the multicomponent fiber. For example, splittable multicomponent fibers and methods for making such fibers are described in U.S. Patent Nos. 5,935,883 to Pike and 6,200,669 to Marmon, et al., which are incorporated herein in their entirety by reference thereto for all purposes.

The wiper can also contain a coform material. The term "coform material" generally refers to composite materials comprising a mixture or stabilized matrix of thermoplastic fibers and a second non-thermoplastic material. As an example, coform materials may be made by a process in which at least one meltblown die head is arranged near a chute through which other materials are added to the web while it is forming. Such other materials may include, but are not limited to, fibrous organic materials such as woody or non-woody pulp such as cotton, rayon, recycled paper, pulp fluff and also superabsorbent particles, inorganic absorbent materials, treated polymeric staple fibers and the like. Some examples of such coform materials are disclosed in U.S. Patent Nos. 4,100,324 to Anderson, et al.; 5,284,703 to Everhart, et al.; and 5,350,624 to Georger, et al.; which are incorporated herein in their entirety by reference thereto for all purposes.

In addition, the wiper can also be formed from a material that is imparted with texture one or more surfaces. For instances, in some embodiments, the wiper can be formed from a dual-textured spunbond or meltblown material, such as described in U.S. Patent Nos. 4,659,609 to Lamers, et al. and 4,833,003 to Win, et al., which are incorporated herein in their entirety by reference thereto for all purposes.

Regardless of the materials or processes utilized to form the wiper, it is typically desired that the basis weight of the wiper be from about 20 to about 200 grams per square meter (gsm), and in some embodiments, between about 35 to about 100 gsm. Lower basis weight products may be particularly well suited for use as light duty wipers, while higher basis weight products may be better adapted

for use as industrial wipers

Because many of the wipers described above utilize nonwoven fabrics prepared from inherently hydrophobic (i.e., non-wettable) materials, it is often desired that the surface(s) of the fabrics be rendered more hydrophilic (i.e.,
5 wettable) so that the sanitizing formulation can be more readily absorbed by the wiper. For instance, the wiper may be sprayed or coated with a surfactant solution during or after its formation. Once the wiper dries, the surfactant remains thereon until exposure to the sanitizing formulation. Alternatively, a surfactant can be
10 included in the fibrous or polymeric material of the substrate. By containing a surfactant, the resulting wiper can become more wettable so that the aqueous sanitizing formulation is more easily absorbed by the wiper. It should be understood, however, that other well-known methods for increasing the wettability of a surface can also be used in the present invention. For instance, various methods for enhancing the wettability of a fabric are described in U.S. Patent No.
15 5,057,361 to Sayovitz, et al., which is incorporated herein in its entirety by reference thereto for all purposes.

The wiper may be applied with a sanitizing formulation, which is described in more detail below, by any suitable method known in the art, such as spraying, dipping, saturating, impregnating, brush coating and the like. The amount of the
20 sanitizing formulation that may be added to the wiper may vary depending upon the type of wiper material utilized, the type of container used to store the wipers, the nature of the sanitizing formulation, and the desired end use of the wipers. Generally, each wiper contains from about 150 to about 600 weight percent and desirably from about 300 to about 500 weight percent of the sanitizing formulation
25 based on the dry weight of the wiper. In embodiments in which the wiper is made from a relatively absorbent substrate (e.g., fabrics containing pulp fibers), the amount of the sanitizing formulation contained within the wiper can be from about 300 to about 600 weight percent and desirably about 500 weight percent based on the dry weight of the wiper. In embodiments in which the wiper is made from a
30 relatively non-absorbent substrate (e.g., polypropylene meltblown or spunbonded fabric), the amount of the sanitizing formulation contained within the wiper can be from about 150 to about 500 weight percent and desirably about 400 weight percent based on the dry weight of the wiper.

II. Sanitizing Formulation

In general, the sanitizing formulation of the present invention, can be used to disinfect and/or sanitize any surface (e.g., food service counters, tables, etc.). As discussed above, the wiper is often formed from a material that is wettable or made wettable by the addition of a surfactant or other compound. For example, in
5 some embodiments, the wiper is from a nonwoven fabric that contains cellulosic fibers (e.g., hydroentangled composite fabric). Certain antimicrobial agents, such as quaternary ammonium compounds, are often readily adsorbed by polar materials. When such antimicrobial agents are adsorbed, they tend to become
10 bound to the polar fibers and are generally less effective in killing bacteria present on a wiping surface.

In accordance with the present invention, it has been discovered that the adsorption of the antimicrobial agent can be controlled by forming the sanitizing formulation from selective components in certain relative amounts. As a result, the
15 adsorption of the antimicrobial agent can be controlled so that at least some or all of the antimicrobial agent remains unbound and thus free to interact with bacteria present on a wiping surface. Moreover, by maximizing the antimicrobial efficacy of the antimicrobial agent in this manner, it has also been discovered that relatively small antimicrobial concentrations can be utilized, while still achieving the desired
20 antimicrobial kill.

Further, because the antimicrobial agent may be utilized in such relatively small amounts and still achieve the desired antimicrobial efficacy, it has also been discovered that the wiper of the present invention may be particularly effective when used in food service environments. For instance, in food service
25 environments, it is typically desired that the amount of antimicrobial agent released from the wiper during use be relatively small in order to minimize the likelihood that the antimicrobial agent will become present in large amounts in food that later contacts the wiped surface. Although the amount of antimicrobial agent released from the wiper in the present invention may vary depending on the nature of the
30 antimicrobial agent and/or other formulation components, the antimicrobial agent is typically present in an amount less than about 2000 parts per million (ppm) of the sanitizing solution released from the wiper. In some embodiments, for example, a quaternary ammonium halide antimicrobial agent, as described in more detail

below, can be present in the released sanitizing solution in an amount less than about 400 ppm, and in some embodiments between about 150 ppm to about 400 ppm of the released solution. Again, even when present in the released sanitizing solution in such small amounts, the desired level of antimicrobial efficacy can still be achieved.

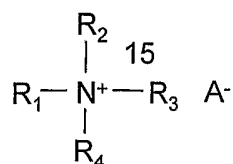
5

In order to provide the aforementioned benefits, the sanitizing formulation of the present invention may contain one or more of the following components:

A. Antimicrobial Agent

10

In accordance with the present invention, the sanitizing solution applied to the wiper generally includes an antimicrobial agent. Any antimicrobial agent that is capable of inhibiting the growth of gram negative and/or positive bacteria can be utilized in the present invention. In one particular embodiment, the antimicrobial agent includes a quaternary ammonium compound having the following formula:



wherein,

R₁, R₂, R₃, and R₄ are independently selected from the group consisting of H, C₁-C₃₀ alkyl, C₁-C₃₀ alkenyl, C₁₋₃₀ alkylethoxy, C₁₋₃₀ alkylphenoethoxy, and the like; and

20

A is selected from the group consisting of halogens (e.g., chlorine, bromine, fluorine, etc.); methosulfates, phosphates, and the like.

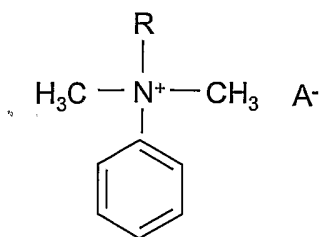
25

For instance, some suitable quaternary ammonium compounds that may be used in present invention include, but are not limited to, benzalkonium chloride (BZK) or other benzalkonium halides, benzethonium chloride or other benzethonium halides, cetylpyridinium chloride, dequalinium chloride, N-myristyl-N-methyl-morpholinium methyl sulfate, poly-N-3-(dimethylammonio)propyl-N-3-(ethyleneoxyethylene dimethylammonio)propylurea dichloride, alpha-4-1-tris(2-hydroxyethyl)ammonium chloride-2-butenyl-omega-tris(2-hydroxyethyl)ammonium chloride, polyoxyethylene (dimethyliminio)ethylene(dimethyliminio)-ethylene dichloride.

30

In some embodiments, quaternary ammonium halide compounds having the

following formula are utilized:



wherein,

R is a C₈-C₁₈ alkyl group; and

5 A is a halogen atom, such as chlorine, bromine, fluorine, and the like.

One commercially available example of an antimicrobial agent that includes such a quaternary ammonium compound is available under the trade name BARDAC® 208M from Lonza, Inc., Fairlawn, N.J. Specifically, BARDAC® 208M contains a blend of alkyl dimethyl benzyl ammonium chlorides. Other
10 commercially available examples of suitable quaternary ammonium compounds are believed to include BARDAC® 2050 and BARDAC® 2080 (based on dialkyl(C₈-C₁₀)dimethyl ammonium chloride); BARDAC® 2250 and BARDAC® 2280 (didecyl dimethyl ammonium chloride); BARDAC® LF and BARDAC® LF 80 (based on dioctyl dimethyl ammonium chloride); BARQUAT® MB-50 and BARQUAT® MB-80
15 (based on alkyl dimethyl benzyl ammonium chloride); BARQUAT® MX-50 and BARQUAT® MX-80 (based on alkyl dimethyl benzyl ammonium chloride); BARQUAT® OJ-50 and BARQUAT® OJ-80 (based on alkyl dimethyl benzyl ammonium chloride); BARQUAT® 4250, BARQUAT® 4280, BARQUAT® 4250Z, and BARQUAT® 4280Z (based on alkyl dimethyl benzyl ammonium chloride
20 and/or alkyl dimethyl ethyl benzyl ammonium chloride); and BARQUAT® MS-100 (based on myristyl dimethyl benzyl ammonium chloride), which are available from Lonza, Inc., Fairlawn, N.J.

In addition to quaternary ammonium compounds, other antimicrobial agents may also be utilized in the present invention. For instance, some suitable
25 antimicrobial agents that may be utilized include, but are not limited to, halogenated diphenyl ethers like 2,4,4'-trichloro-2'-hydroxy-diphenyl ether (Triclosan® or TCS) or 2,2'-dihydroxy-5,5'-dibromo-diphenyl ether; phenolic compounds like phenoxyethanol, phenoxy propanol, phenoxyisopropanol, para-

chloro-meta-xyleneol (PCMX), etc.; bisphenolic compounds like 2,2'-methylene bis (4-chlorophenol), 2,2'-methylene bis (3,4,6-trichlorophenol), 2,2'-methylene bis (4-chloro-6-bromophenol), bis (2-hydroxy-3,5-dichlorophenyl) sulphide, and bis (2-hydroxy-5-chlorobenzyl)sulphide; halogenated carbanilides (e.g., 3,4,4'-
5 trichlorocarbanilides (Triclocarban® or TCC); benzyl alcohols; chlorhexidine; chlorhexidine gluconate; and chlorhexidine hydrochloride; Other suitable antimicrobial agents are described in WO 96/06152; WO/9606153; and U.S. Patent No. 6,201,695 to Beerse, et al., which are incorporated herein in their entirety by reference thereto for all purposes. In addition, various other
10 antimicrobial agents are set forth in Title 21, Section 178.010. of the United States Code of Federal Regulations (C.F.R.).

The amount of the antimicrobial agent utilized in the sanitizing formulation can generally vary depending on the relative amounts of the other components present within the formulation. Typically, the antimicrobial agent is present in the
15 formulation in an amount between about 0.01% to about 1% by weight, in some embodiments between about 0.01% to about 0.4% by weight, and in some embodiments, between about 0.1% to about 0.4% by weight of the disinfectant formulation.

B. Sequestrant

20 In addition to an antimicrobial agent, the sanitizing formulation of the present invention can also contain a sequestrant. A sequestrant is a substance whose molecules can form one or more bonds with a metal ion. In particular, water often contains metal ions, such as calcium ions, that might react with anionic components (e.g., surfactants, acids, etc.) present within the sanitizing formulation.
25 Without being limited by theory, it is believed that a sequestrant can form a complex with such metal ions so that the remaining anionic components are capable of fulfilling their desired function. For example, in one embodiment, a surfactant that remains substantially unreacted with metal ions can better function as a cleansing agent. Moreover, in some instances, it is also believed that the
30 sequestrant can further improve the ability of the sanitizing formulation to inhibit the growth of gram negative and/or gram positive bacteria.

Some examples of sequestrants that may be used in the sanitizing formulation of the present invention include, but are not limited to,

ethylenediamines, ethylenediaminetetraacetic acids (EDTA) acid and/or salts thereof, citric acids and/or salts thereof, glucuronic acids and/or salts thereof, polyphosphates, organophosphates, dimercaprols, and the like.

5 The amount of the sequestrant utilized in the sanitizing formulation can generally vary depending on the relative amounts of the other components present within the formulation. Typically, when utilized, the sequestrant is present in the formulation in an amount between about 0.01% to about 5% by weight, in some
10 embodiments between about 0.01 to about 1.5% by weight, and in some embodiments, between about 0.1% to about 1% by weight of the sanitizing formulation.

C. Surfactant

Besides the above-mentioned components, the sanitizing formulation of the present invention may also include at least one surfactant. Surfactants can provide a number of benefits to the resulting sanitizing formulation. For instance,
15 when utilizing a substrate that is generally nonpolar, surfactants can increase the wettability of the substrate, thereby allowing the sanitizing formulation to be absorbed by the substrate. Moreover, the surfactant can also improve the ability of the sanitizing formulation to clean surfaces. In some instances, the surfactant may also help to dissolve ingredients present within the formulation, such as certain
20 types of antimicrobial agents.

Nonionic, anionic, cationic, and amphoteric surfactants may all be suitable for use in the present invention. For example, in some embodiments, such as when the disinfectant formulation contains a quaternary ammonium antimicrobial agent, it may be desired to utilize one or more nonionic surfactants. Nonionic
25 surfactants typically have a hydrophobic base, such as a long chain alkyl group or an alkylated aryl group, and a hydrophilic chain comprising a certain number (e.g., 1 to about 30) of ethoxy and/or propoxy moieties. Examples of some classes of nonionic surfactants that can be used include, but are not limited to, ethoxylated alkylphenols, ethoxylated and propoxylated fatty alcohols, polyethylene glycol
30 ethers of methyl glucose, polyethylene glycol ethers of sorbitol, ethylene oxide-propylene oxide block copolymers, ethoxylated esters of fatty (C₈-C₁₈) acids, condensation products of ethylene oxide with long chain amines or amides, condensation products of ethylene oxide with alcohols, and mixtures thereof.

Various specific examples of suitable nonionic surfactants include, but are not limited to, methyl gluceth-10, PEG-20 methyl glucose distearate, PEG-20 methyl glucose sesquistearate, C₁₁₋₁₅ pareth-20, ceteth-8, ceteth-12, dodoxynol-12, laureth-15, PEG-20 castor oil, polysorbate 20, steareth-20, polyoxyethylene-10 cetyl ether, polyoxyethylene-10 stearyl ether, polyoxyethylene-20 cetyl ether, polyoxyethylene-10 oleyl ether, polyoxyethylene-20 oleyl ether, an ethoxylated nonylphenol, ethoxylated octylphenol, ethoxylated dodecylphenol, or ethoxylated fatty (C₆-C₂₂) alcohol, including 3 to 20 ethylene oxide moieties, polyoxyethylene-20 isohexadecyl ether, polyoxyethylene-23 glycerol laurate, polyoxyethylene-20 glyceryl stearate, PPG-10 methyl glucose ether, PPG-20 methyl glucose ether, polyoxyethylene-20 sorbitan monoesters, polyoxyethylene-80 castor oil, polyoxyethylene-15 tridecyl ether, polyoxyethylene-6 tridecyl ether, laureth-2, laureth-3, laureth-4, PEG-3 castor oil, PEG 600 dioleate, PEG 400 dioleate, and mixtures thereof.

Additional nonionic surfactants that can be used include water soluble alcohol ethylene oxide condensates are the condensation products of a secondary aliphatic alcohol containing between about 8 to about 18 carbon atoms in a straight or branched chain configuration condensed with between about 5 to about 30 moles of ethylene oxide. Such nonionic surfactants are commercially available under the trade name Tergitol® from Union Carbide Corp., Danbury, Conn. Specific examples of such commercially available nonionic surfactants of the foregoing type are C₁₁-C₁₅ secondary alkanols condensed with either 9 moles of ethylene oxide (Tergitol® 15-S-9) or 12 moles of ethylene oxide (Tergitol® 15-S-12) marketed by Union Carbide Corp., (Danbury, Conn.).

Other suitable nonionic surfactants include the polyethylene oxide condensates of one mole of alkyl phenol containing from about 8 to 18 carbon atoms in a straight- or branched chain alkyl group with about 5 to 30 moles of ethylene oxide. Specific examples of alkyl phenol ethoxylates include nonyl condensed with about 9.5 moles of ethylene oxide per mole of nonyl phenol, dinonyl phenol condensed with about 12 moles of ethylene oxide per mole of phenol, dinonyl phenol condensed with about 15 moles of ethylene oxide per mole of phenol and diisooctylphenol condensed with about 15 moles of ethylene oxide per mole of phenol. Commercially available nonionic surfactants of this type

include Igepal® CO-630 (a nonyl phenol ethoxylate) marketed by ISP Corp. (Wayne, N.J.). Suitable non-ionic ethoxylated octyl and nonyl phenols include those having from about 7 to about 13 ethoxy units. Such compounds are commercially available under the trade name Triton® X (Union Carbide, Danbury Conn.).

Alkyl polyglycosides may also be used as a nonionic surfactant in the present inventive compositions. Suitable alkyl polyglycosides are known nonionic surfactants that are alkaline and electrolyte stable. Alkyl mono and polyglycosides are prepared generally by reacting a monosaccharide, or a compound hydrolyzable to a monosaccharide with an alcohol such as a fatty alcohol in an acid medium.

One example of such alkyl polyglycosides is APG™ 325 CS GLYCOSIDE, which is described as being a 50% C₉-C₁₁ alkyl polyglycoside, also commonly referred to as D-glucopyranoside. Another example of an alkyl polyglycoside surfactant is GLUCOPON™ 625 CS, which is described as being a 50% C₁₀-C₁₆ alkyl polyglycoside, also commonly referred to as a D-glucopyranoside. Both APG™ 325 CS GLYCOSIDE and GLUCOPON™ 625 CS are commercially available from Henkel Corp., Ambler Pa.

Other useful nonionic surfactants include compositions based on amine oxides. One general class of useful amine oxides include alkyl di(lower alkyl) amine oxides in which the alkyl group has about 10-20, and preferably 12-16 carbon atoms, and can be straight or branched chain, saturated or unsaturated. The lower alkyl groups include between 1 and 7 carbon atoms. Examples include lauryl, dimethyl amine oxide, myristyl dimethyl amine oxide, and those in which the alkyl group is a mixture of different amine oxide, dimethyl cocoamine oxide, dimethyl (hydrogenated tallow) amine oxide, and myristyl/palmityl dimethyl amine oxide.

Another class of useful amine oxides include alkyl di(hydroxy lower alkyl) amine oxides in which the alkyl group has about 10-20, and particularly 12-16 carbon atoms, and can be straight or branched chain, saturated or unsaturated. Examples are bis(2-hydroxyethyl) cocoamine oxide, bis(2-hydroxyethyl) tallow amine oxide, and bis(2-hydroxyethyl) stearylamine oxide. Moreover, still other useful amine oxides include those characterized as alkylamidopropyl di(lower

alkyl) amine oxides, in which the alkyl group has about 10-20 carbon atoms, and can be straight or branched chain, saturated or unsaturated. Examples are cocoamidopropyl dimethyl amine oxide and tallowamidopropyl dimethyl amine oxide.

5 Additional useful amine oxides include alkylmorpholine oxides in which the alkyl group has about 10-20 carbon atoms, and can be straight or branched chain, saturated or unsaturated. Further examples of amine oxides include those that commercially under the trade name AMMONYX (Stepan Co., Chicago Ill.).

10 In addition to nonionic surfactants, the sanitizing formulation may also other types of surfactants. For instance, in some embodiments, amphoteric surfactants may also be used. For instance, one class of amphoteric surfactants that may be used in the present invention are derivatives of secondary and tertiary amines having aliphatic radicals that are straight chain or branched, wherein one of the aliphatic substituents contains from about 8 to 18 carbon atoms and at least one of
15 the aliphatic substituents contains an anionic water-solubilizing group, such as a carboxy, sulfonate, or sulfate group. Some examples of amphoteric surfactants include, but are not limited to, sodium 3-(dodecylamino)propionate, sodium 3-(dodecylamino)-propane-1-sulfonate, sodium 2-(dodecylamino)ethyl sulfate, sodium 2-(dimethylamino)octadecanoate, disodium 3-(N-carboxymethyl-
20 dodecylamino)propane-1-sulfonate, disodium octadecyliminodiacetate, sodium 1-carboxymethyl-2-undecylimidazole, and sodium N, N-bis(2-hydroxyethyl)-2-sulfato-3-dodecoxypropylamine.

Additional classes of suitable amphoteric surfactants include phosphobetaines and the phosphitaines. For instance, some examples of such
25 amphoteric surfactants include, but are not limited to, sodium coconut N-methyl taurate, sodium oleyl N-methyl taurate, sodium tall oil acid N-methyl taurate, sodium palmitoyl N-methyl taurate, cocodimethylcarboxymethylbetaine, lauryldimethylcarboxymethylbetaine, lauryldimethylcarboxyethylbetaine, cetyldimethylcarboxymethylbetaine, lauryl-bis-(2-
30 hydroxyethyl)carboxymethylbetaine, oleyldimethylgammacarboxypropylbetaine, lauryl-bis-(2-hydroxypropyl)-carboxyethylbetaine, cocoamidodimethylpropylsultaine, stearylamidodimethylpropylsultaine, laurylamido-bis-(2-hydroxyethyl)propylsultaine, di-sodium oleamide PEG-2

sulfosuccinate, TEA oleamido PEG-2 sulfosuccinate, disodium oleamide MEA sulfosuccinate, disodium oleamide MIPA sulfosuccinate, disodium-ricinoleamide MEA sulfosuccinate, disodium undecylenamide MEA sulfosuccinate, disodium wheat germamido MEA sulfosuccinate, disodium wheat germamido PEG-2 sulfosuccinate, disodium isostearamide MEA sulfosuccinate, cocoamphoglycinate, cocoamphocarboxyglycinate, lauroamphoglycinate, lauroamphocarboxyglycinate, capryloamphocarboxyglycinate, cocoamphopropionate, cocoamphocarboxypropionate, lauroamphocarboxypropionate, capryloamphocarboxypropionate, dihydroxyethyl tallow glycinate, cocoamido disodium 3-hydroxypropyl phosphobetaine, lauric myristic amido disodium 3-hydroxypropyl phosphobetaine, lauric myristic amido glyceryl phosphobetaine, lauric myristic amido carboxy disodium 3-hydroxypropyl phosphobetaine, cocoamido propyl monosodium phosphitain, lauric myristic amido propyl monosodium phosphitain, and mixtures thereof.

In certain instances, it may also be desired to utilize one or more anionic surfactants within the sanitizing formulation. Suitable anionic surfactants include, but are not limited to, alkyl sulfates, alkyl ether sulfates, alkyl ether sulfonates, sulfate esters of an alkylphenoxy polyoxyethylene ethanol, alpha-olefin sulfonates, beta-alkoxy alkane sulfonates, alkyl lauryl sulfonates, alkyl monoglyceride sulfates, alkyl monoglyceride sulfonates, alkyl carbonates, alkyl ether carboxylates, fatty acids, sulfosuccinates, sarcosinates, octoxynol or nonoxynol phosphates, taurates, fatty taurides, fatty acid amide polyoxyethylene sulfates, isethionates, or mixtures thereof.

Particular examples of some suitable anionic surfactants include, but are not limited to, C₈-C₁₈ alkyl sulfates, C₈-C₁₈ fatty acid salts, C₈-C₁₈ alkyl ether sulfates having one or two moles of ethoxylation, C₈-C₁₈ alkamine oxides, C₈-C₁₈ alkoyl sarcosinates, C₈-C₁₈ sulfoacetates, C₈-C₁₈ sulfosuccinates, C₈-C₁₈ alkyl diphenyl oxide disulfonates, C₈-C₁₈ alkyl carbonates, C₈-C₁₈ alpha-olefin sulfonates, methyl ester sulfonates, and blends thereof. The C₈-C₁₈ alkyl group can be straight chain (e.g., lauryl) or branched (e.g., 2-ethylhexyl). The cation of the anionic surfactant can be an alkali metal (e.g., sodium or potassium), ammonium, C₁-C₄ alkylammonium (e.g., mono-, di-, tri), or C₁-C₃ alkanolammonium (e.g., mono-, di-, tri).

Specific examples of such anionic surfactants include, but are not limited to, lauryl sulfates, octyl sulfates, 2-ethylhexyl sulfates, lauramine oxide, decyl sulfates, tridecyl sulfates, cocoates, lauroyl sarcosinates, lauryl sulfosuccinates, linear C₁₀ diphenyl oxide disulfonates, lauryl sulfosuccinates, lauryl ether sulfates (1 and 2 moles ethylene oxide), myristyl sulfates, oleates, stearates, tallates, ricinoleates, cetyl sulfates, and similar surfactants.

Cationic surfactants, such as cetylpyridinium chloride and methylbenzethonium chloride, may also be utilized.

The amount of surfactant utilized in the sanitizing formulation can generally vary depending on the relative amounts of the other components present within the formulation. When utilized, the surfactant can be present in the formulation in an amount between about 0.01% to about 5% by weight, in some embodiments between about 0.01% to about 2% by weight, and in some embodiments, between about 0.01% to about 1% by weight of the sanitizing formulation. Although any surfactant may generally be utilized, the sanitizing formulation of the present invention often contains at least one nonionic surfactant. For example, the nonionic surfactant can be present in the formulation in an amount between about 0.01% to about 1% by weight, in some embodiments between about 0.01% to about 0.5% by weight, and in some embodiments, between about 0.01% to about 0.1% by weight of the sanitizing formulation.

D. Non-Aqueous Solvent

In some instances, the sanitizing formulation of the present invention may also include one or more non-aqueous solvents. Although not required, non-aqueous solvents can sometimes aid in dissolving certain components (e.g., preservatives, antimicrobial agent, etc.) of the sanitizing formulation. Moreover, in some instances, the non-aqueous solvent may also enhance the antimicrobial efficacy of the sanitizing formulation. Examples of some suitable non-aqueous solvents include, but are not limited to, glycols, such as propylene glycol, butylene glycol, triethylene glycol, hexylene glycol, polyethylene glycols, ethoxydiglycol, and dipropylene glycol; alcohols, such as ethanol, n-propanol, and isopropanol; triglycerides; ethyl acetate; acetone; triacetin; and combinations thereof. Especially desired solvent combinations include a glycol, particularly hexylene and/or propylene glycol, and one or more lower alcohols, particularly isopropanol,

n-propanol, and/or ethanol.

The amount of solvent utilized in the sanitizing formulation can generally vary depending on the relative amounts of the other components present within the formulation. When utilized, the solvent is typically present in the formulation in an amount between about 0.001% to about 30% by weight, in some embodiments between about 1 to about 15% by weight, and in some embodiments, between about 5% to about 15% by weight of the sanitizing formulation. For example, in some embodiments, the solvent contains a glycol (e.g., propylene glycol) and alcohol (e.g., ethanol) such that the glycol is present in an amount of between about 0.001% to about 10% by weight of the sanitizing formulation and the alcohol is present in an amount of between about 0.001 to about 5% by weight of the sanitizing formulation.

E. Preservatives

In some embodiments, the sanitizing formulation can also contain one or more preservatives. Although not required, preservatives can inhibit the growth of microorganisms on the premoistened wiper.

Some suitable preservatives that can be used in the present invention include, but are not limited to, Kathon CG[®], which is a mixture of methylchloroisothiazolinone and methylisothiazolinone available from Rohm & Haas; Mackstat H 66 (available from McIntyre Group, Chicago, IL); DMDM hydantoin (e.g., Glydant Plus, Lonza, Inc., Fair Lawn, NJ); iodopropynyl butylcarbamate; benzoic esters (parabens), such as methylparaben, propylparaben, butylparaben, ethylparaben, isopropylparaben, isobutylparaben, benzylparaben, sodium methylparaben, and sodium propylparaben; 2-bromo-2-nitropropane-1,3-diol; benzoic acid; amidazolidinyl urea; diazolidinyl urea; and the like. Other suitable preservatives include those sold by Sutton Labs, such as "Germall 115" (amidazolidinyl urea), "Germall II" (diazolidinyl urea), and "Germall Plus" (diazolidinyl urea and iodopropynyl butylcarbonate).

When utilized, the amount of the preservative utilized in the sanitizing formulation can generally vary depending on the relative amounts of the other components present within the formulation. For example, in some embodiments, the preservative is present in the formulation in an amount between about 0.001% to about 5% by weight, in some embodiments between about 0.001 to about 1%

by weight, and in some embodiments, between about 0.1% to about 0.15% by weight of the disinfectant formulation.

F. pH Modifiers

5 In general, the pH of the sanitizing formulation may be controlled to be within any desired range. For instance, certain antimicrobial agents and/or other components may be more effective at a lower pH, while other antimicrobial agents and/or other components may be more effective at a higher pH. For instance, when the antimicrobial agent contains quaternary ammonium compound(s), it is typically desired that the pH be maintained at a relatively high level, i.e., greater
10 than about 6, in some embodiments greater than about 8, and in some embodiments, between about 9 to about 12. Such relatively high pH levels can improve the efficacy of many quaternary ammonium antimicrobial agents in killing gram negative and/or positive bacteria.

If necessary, various pH modifiers may be utilized in the disinfectant
15 formulation to achieve the desired pH level. For instance, some examples of basic pH modifiers that may be used in the present invention include, but are not limited to, ammonia; mono-, di-, and tri-alkyl amines; mono-, di-, and tri-alkanolamines; alkali metal and alkaline earth metal hydroxides; alkali metal and alkaline earth metal silicates; and mixtures thereof. Specific examples of basic pH modifiers are
20 ammonia; sodium, potassium, and lithium hydroxide; sodium, potassium, and lithium meta silicates; monoethanolamine; triethylamine; isopropanolamine; diethanolamine; and triethanolamine.

Moreover, some examples of acidic pH modifiers that may be used in the present invention include, but are not limited to, mineral acids; and carboxylic
25 acids; and polymeric acids. Specific examples of suitable mineral acids are hydrochloric acid, nitric acid, phosphoric acid, and sulfuric acid. Specific examples of suitable carboxylic acids are citric acid, glycolic acid, lactic acid, maleic acid, malic acid, succinic acid, glutaric acid, benzoic acid, malonic acid, salicylic acid, gluconic acid, and mixtures thereof. Specific examples of suitable polymeric acids
30 include straight-chain poly(acrylic) acid and its copolymers (e.g., maleic-acrylic, sulfonic-acrylic, and styrene-acrylic copolymers), cross-linked polyacrylic acids having a molecular weight of less than about 250,000, poly(methacrylic) acid, and naturally occurring polymeric acids such as carageenic acid, carboxymethyl

cellulose, and alginic acid.

When utilized, the amount of the pH modifier can be present in any effective amount needed to achieve the desired pH level. For example, in some embodiments, the pH modifier is present in the formulation in an amount between
5 about 0.001% to about 5% by weight, in some embodiments between about 0.001 to about 1% by weight, and in some embodiments, between about 0.1% to about 0.25% by weight of the sanitizing formulation. In particular embodiments, the pH modifier contains an alkali metal silicate (e.g., sodium meta silicate) and an alkali metal hydroxide (e.g., sodium hydroxide) such that the silicate is present in an
10 amount of between about 0.001% to about 0.2% by weight of the sanitizing formulation and the hydroxide is present in an amount of between about 0.001 to about 0.05% by weight of the sanitizing formulation.

G. Carrier

It is usually desired that water be utilized as the carrier of the sanitizing
15 formulation, although it should be understood that other suitable carriers are also contemplated in the present invention. Typically, water is present in the sanitizing formulation in an amount between about 1% to about 99% by weight, and in some embodiments, between about 60% to about 99% by weight of the sanitizing formulation.

H. Other Optional Ingredients

In order to better enhance the benefits to consumers, other optional ingredients can also be used. For instance, some classes of ingredients that can be used include, but are not limited to: antioxidants (product integrity); anti-reddening agents, such as aloe extract; astringents--cosmetic (induce a tightening or tingling sensation on skin); astringents--drug (a drug product which checks
25 oozing, discharge, or bleeding when applied to skin or mucous membrane and works by coagulating protein); biological additives (enhance the performance or consumer appeal of the product); colorants (impart color to the product); deodorants (reduce or eliminate unpleasant odor and protect against the formation
30 of malodor on body surfaces); external analgesics (a topically applied drug that has a topical analgesic, anesthetic, or antipruritic effect by depressing cutaneous sensory receptors, of that has a topical counterirritant effect by stimulating cutaneous sensory receptors); film formers (to hold active ingredients on the skin

by producing a continuous film on skin upon drying); fragrances (consumer appeal); hydrotropes (helps dissolve some antimicrobial agents); opacifiers (reduce the clarity or transparent appearance of the product); skin conditioning agents; skin exfoliating agents (ingredients that increase the rate of skin cell turnover such as alpha hydroxy acids and beta hydroxyacids); skin protectants (a drug product which protects injured or exposed skin or mucous membrane surface from harmful or annoying stimuli); sunscreens (ingredients that absorb at least 85 percent of the light in the UV range at wavelengths from 290 to 320 nanometers, but transmit UV light at wavelengths longer than 320 nanometers); and thickeners (to increase the viscosity of the formulation).

III. Delivery System

In one embodiment, the wipers are provided in a continuous, perforated roll. Perforations provide a line of weakness by which the wipers can be more easily separated. For instance, in one embodiment, a 6" high roll contains 12" wide wipers that are v-folded. The roll is perforated every 12 inches to form 12" x 12" wipers. In another embodiment, the wipers are provided as a stack of individual wipers. Regardless of the manner in which the wipers are provided, the sanitizing formulation can, in some embodiments, be added to the container. In one embodiment, for example, the sanitizing formulation is added to the container in such an amount that it comprises 475% of the weight of a single 12" x 12" wiper.

It is envisioned that the wipers are inserted on end in a selectively resealable container (e.g., cylindrical). Some examples of suitable containers include rigid tubs, film pouches, etc. One particular example of a suitable container for holding the wipers is a rigid, cylindrical tub (e.g., made from polyethylene) that is fitted with a re-sealable air-tight lid (e.g., made from polypropylene) on the top portion of the container. The lid has a hinged cap initially covering an opening positioned beneath the cap. The opening allows for the passage of wipers from the interior of the sealed container whereby individual wipers can be removed by grasping the wiper and tearing the seam off each roll. The opening in the lid is appropriately sized to provide sufficient pressure to remove any excess liquid from each wiper as it is removed from the container.

When removed from the container, the wiper contains a sufficient amount of sanitizing formulation to disinfectant or sanitize a surface. As the wiper is rubbed

on the surface, it releases the sanitizing formulation, which contacts bacteria present thereon. The wiper can also provide an abrasive action and a reabsorption capability to remove contaminants from the surface. After use, the wiper can be disposed. The sanitizing formulation may remain on the surface to help kill or inhibit the growth of bacteria thereon for a certain period of time.

Other suitable wiper dispensers, containers, and systems for delivering wipers are described in U.S. Patent Nos. 5,785,179 to Buczynski, et al.; 5,964,351 to Zander; 6,030,331 to Zander; 6,158,614 to Haynes, et al.; 6,269,969 to Huang, et al.; 6,269,970 to Huang, et al.; and 6,273,359 to Newman, et al., which are incorporated herein in their entirety by reference thereto for all purposes.

IV. Antimicrobial Efficacy

The sanitizing formulation of the present invention is generally capable of inhibiting the growth of a wide variety of microbes. Specifically, it has been discovered that the sanitizing formulation is particularly effective in killing gram negative and/or gram positive bacteria when contacted therewith. The table below lists several types of gram negative and gram positive bacteria that may be effectively killed by the disinfectant formulation of the present invention. The table includes the name of the bacteria, the ATCC (American Type Culture Collection) identification number, and the abbreviation for the name of the organism used hereafter.

<u>Organism</u>	<u>ATCC #</u>	<u>Abbreviation</u>	<u>Gram Type</u>
<i>Staphylococcus aureus</i>	6538	<i>S. aureus</i>	positive
<i>Escherichia coli</i>	11229	<i>E. coli</i>	negative
<i>Klebsiella pneumoniae</i>	10031	<i>K. pneum.</i>	negative
<i>Salmonella choleraesuis</i>	10708	<i>S. cholerae</i>	negative

For example, it has been determined that the sanitizing formulation of the present invention can provide a log reduction for *S. aureus* (gram positive) and/or *E. coli* (gram negative) of at least about 2, in some embodiments at least about 3, in some embodiments at least about 4, and in some embodiments, at least about 5 (e.g., about 6). Log reduction, for example, can be determined from the % bacteria population killed by the formulation according to the following correlations:

<u>% Reduction</u>	<u>Log Reduction</u>
90	1
99	2

99.9	3
99.99	4
99.999	5
99.9999	6

5 % bacteria reduction is determined according to the Germicidal and
Detergent Sanitizing Action of Disinfectants Method as described in Chapter 6,
Disinfectants, Official Methods of Analysis of AOAC International, 16th Edition,
1995 Section 6.3.03. In particular, the values of % bacteria reduction set forth
herein were determined according to the above-referenced Test Method with the
10 following procedural modifications:

1. Test Conditions

Wipers having a size of 6" x 8", 10" x 12", or 12" x 12" are initially selected.
The wipers are impregnated with the desired amount of sanitizing formulation and
formed into a roll. Two wiper sheets are removed from the roll and discarded. A
15 third wiper sheet is then removed for testing. The third wiper is then used to wipe
a certain number of carriers (e.g., flat panels, dishes, etc.), which can vary as well
known to those skilled in the art. For instance, 4 carriers can be used. One wipe
is used to wipe the specified total test surface area represented by wiping
consecutive carriers. The total surface area wiped varies depending on the size of
20 the carrier, which can be selected from carrier sizes of 3"x6", 4.5"x8", or 10.3"x14".

Thus, for example, when the carrier size is 10.3" x 14", the surface area
wiped per carrier measures approximately 10.3" X 14", allowing each carrier to
represent 1 square foot of wiped test surface (4 carriers represent 4 square feet of
total surface area wiped). The wiper is folded two times in half so that each
25 separate folded portion of the wiper wipes 1 consecutive carrier for the 4 carriers.

Exposure conditions are for 30 seconds at 23 ±1°C after a wiping time of 30
seconds.

The neutralizer utilized is the AOAC Neutralizer Blanks with Sea Sand in
400-mL amounts. The neutralizer is added to the carrier and then the surface is
30 rubbed [~34 times in the vertical position, ~18 times in the horizontal position, and
once around the entire edge (repeat 2 times) in a period of approximately 1
minute] with a sterile rubber policeman to remove the bacteria.

Other modifications to the AOAC method are as follows:

- 1) The tested organism is harvested using 1.5 mL of AOAC Phosphate

Buffer Dilution Water per bottle instead of 3.0 mL as listed in Section 6.3.03D of the AOAC method.

5 2) A 0.8-mL aliquot of the adjusted test culture suspension ($\sim 1.5 \pm 0.5 \times 10^8$) is used to inoculate each test surface so that each area of test surface (1 carrier / 1 square foot) is inoculated to contain approximately 2.8×10^7 CFU / carrier for 1 carrier [1 sq. ft.] yielding a count of ~ 7.5 - 12.5×10^7 CFU / total surface area [4 sq. ft.]. The inoculum is spread evenly over the test piece with the aid of an inoculating loop and then the carrier will be allowed to air dry for 40 min at 37 ± 2 °C and a relative humidity of at least 50%. The carriers are loosely covered with
10 aluminum foil during the drying process. Four carriers are inoculated for each treatment and contact time and four carriers will be inoculated for the numbers control.

 3) Growth is confirmed by macroscopic examination rather than the method listed in Section 6.3.03J of the AOAC method.

15 4) The recovery medium is Tryptone Glucose Extract Agar with 25 mL/L AOAC Stock Neutralizer. Incubation is at 35 ± 2 °C for 48 ± 2 hours. Plating is conducted within thirty minutes of neutralizing the test substance by the Pour Plate Method. Two, 10-mL amounts (10^{-1}) of the AOAC Neutralizer Blanks with Sea Sand are plated across three plates and duplicate 1-mL and 0.1-mL amounts (10^{-2}
20 and 10^{-3} dilutions) are pour plated. [AOAC Phosphate Buffer Dilution Water with Sear Sand (400-mL) and AOAC Phosphate Buffer Dilution Water (9-mL) and Tryptone Glucose Extract Agar will be used for the numbers controls.]. Plate counts are conducted in duplicate (a + b) and averaged for each carrier. Colony counts per milliliter are multiplied by 4 to yield Colony forming Units (CFU's) per
25 square foot.

2. Test Observations

 Plate counts are conducted on the expressed fluid from the wipers immediately after wiping all 4 of the carriers. Dilutions are conducted in 9.9 mL or 9.0 mL volumes of AOAC Neutralizer Blanks with plating as outlined in Section
30 13.6 (4 with modifications to account for use of 100mL of diluent in place of 400 mL of diluent.

 The percent reduction in numbers of test bacteria per total square foot of surface area tested (each carrier) is determined as follows:

% Reduction / number of sq. ft. tested =

$$\begin{aligned}
 & \frac{[\text{Sum of Numbers Control (Carriers } 1a + 1b + \dots + x_a + x_b)] - [\text{Sum of Survivors of Individual Carriers (Carriers } 1a + 1b + \dots + x_a + x_b)]}{[\text{Sum of Number Control (Carriers } 1a + 1b + \dots + x_a + x_b)]} \times 100
 \end{aligned}$$

wherein, x represents the total number of carriers utilized.

It should be understood that the testing conditions, parameters, or equipment set forth above can be modified if desired. It should be understood that such modifications are contemplated by the present invention, and thus the present invention is not limited to any particular testing conditions, parameters, or equipment used in determining antimicrobial kill efficacy.

VI. Antimicrobial Kill Efficiency Ratio (KER)

As discussed above, it has been discovered that the selection and relative amounts of the components of the sanitizing formulation can be carefully controlled so that the desired antimicrobial kill can be achieved at relatively small amounts of antimicrobial agents. This phenomenon can be quantified by the "Kill Efficiency Ratio" (KER). The Kill Efficiency Ratio is the number of bacteria killed divided by the parts per million of the antimicrobial agent added to the original sanitizing formulation. A relatively high Kill Efficiency Ratio, for example, indicates good antimicrobial efficacy at low concentrations of antimicrobial agent. Specifically, the Kill Efficiency Ratio (KER) is determined according to the following equation:

$$\text{KER} = \frac{[\text{number of bacteria killed} / 1000]}{\text{ppm of antimicrobial agent in the sanitizing formulation}}$$

The number of bacteria killed (per total square foot of surface area tested for each carrier) is determined as follows:

Killed / number of sq. ft.=

$$\frac{[\text{Sum of Numbers Control } (\underline{\text{Carriers 1a} + 1\text{b} + \dots \text{xa} + \text{xb}})]}{2} -$$

5
$$\frac{[\text{Sum of Survivors of Individual } (\underline{\text{Carriers 1a} + 1\text{b} + \dots \text{xa} + \text{xb}})]}{2}$$

10 In most embodiments of the present invention, the Kill Efficiency Ratio of the sanitizing formulation is at least about 10, in some embodiments at least about 40, in some embodiments, at least about 100, and in some embodiments, at least about 200.

VII. Antimicrobial Reduction

15 As discussed above, it has been discovered that the selection and relative amounts of the components of the sanitizing formulation can allow control over the amount of antimicrobial agent absorbed into the wiper and not released during use. This phenomenon can be quantified by Antimicrobial Reduction. In most embodiments of the present invention, the Antimicrobial Reduction is less than about 95%, and in some embodiments, between about 60% to about 80%.

20 The Antimicrobial Reduction may generally be determined according to the following formula:

$$100 \times [(Q_i - Q_r) / Q_i]$$

wherein, Q_i is the amount of antimicrobial agent added to the sanitizing formulation, and Q_r is the amount of antimicrobial agent released as a solution released from the wiper.

25 For example, to determine the amount of a benzethonium chloride antimicrobial agent present within a released solution (Q_r), the following procedure may be used.

1. REAGENTS (as indicated or equivalent)

- 30
- 1.1. Sodium Lauryl Sulfate (SLS) Solution, 0.003 N (e.g., 0.864 g per liter reagent water).
 - 1.2. Sodium Lauryl Sulfate, A.R. Grade
 - 1.3. Chloroform, A.R. Grade
 - 1.4. Salt Buffer Solution, pH 10 – 11 (e.g., 7 g Sodium Carbonate - A.R. Grade, 100 g Sodium Sulfate - A.R. Grade per liter reagent water).

1.5. Bromophenol Blue Indicator (e.g., 0.1% in 50:50 v/v Ethanol:Water with 0.5 NaOH added dropwise until solution is blue).

1.6. Benzethonium Chloride, U.S.P. Grade

2. EXPERIMENTAL PROCEDURE

5 2.1. Standardization of the Sodium Lauryl Sulfate (SLS) Solution

a. Dry an aliquot of Benzethonium Chloride (BzCl) in a sealable container in a vacuum oven at 60-62°C for at least 12 hours prior to the start of testing. Remove the material from the oven, cover and allow it to cool in a dessicator.

10 b. Weigh 0.1344 g of the dried Benzethonium Chloride ($W_{t_{STD}}$) into a 250 ml volumetric flask. Dilute to volume with reagent water and reweigh ($W_{t_{SOLUTION}}$). Record weights to four decimal places. This solution must be stored in an airtight container.

15 c. Weigh 10 g of the Benzethonium Chloride solution ($W_{t_{ALIQUT}}$) into a titration flask (250 ml Erlenmeyer flask) and record the weight to two decimal places. Titrate a minimum of 3 aliquots according to section 2.2.

2.2. SLS Standardization Titration

20 a. Add approximately 10.0 ml of chloroform, 5.0 ml of salt buffer solution and 4-5 drops of bromophenol blue indicator solution to the titration flask that already contains the Benzethonium Chloride solution.

b. Shake the flask vigorously.

25 c. Using the digital burette, titrate the Benzethonium Chloride solution with the SLS solution with vigorous shaking between additions of titrant. Allow layers to separate for a few seconds before adding more titrant. The endpoint should be between 4.0 and 5.0 ml. As the endpoint is approached (indicated by the upper layer turning white), titrant additions should be as small as possible. The endpoint is defined as the definite appearance of purple in the upper layer and
30 the disappearance of color (blue) in the bottom layer. Record the volume of titrant required to reach the endpoint to the nearest decimal.

2.3. Calculate the normality of the SLS standard solution. Use Equation 1 below:

EQUATION 1:

$$N_{NaLSO_4} = \frac{Wt_{ALIQUT} \cdot Wt_{STD} \cdot P_{DryBasis} \cdot 10}{Wt_{SOLUTION} \cdot 448.1 \cdot Vol_{NaLSO_4}}$$

5

Where:

- N_{NaLSO_4} = Normality of Sodium lauryl sulfate titrant (N)
- Wt_{STD} = Weight of Benzethonium chloride from 2.1.b
- Wt_{ALIQUT} = Aliquot Weight from 2.1.c
- $Wt_{SOLUTION}$ = Total Solution Weight from 2.1.b
- Vol_{NaLSO_4} = Volume of Sodium lauryl sulfate titrant (ml)
- $P_{DryBasis}$ = Purity of Benzethonium chloride(%)
- 448.1 = Equivalent Weight of BzCl (g/mole)

20

2.4 Prepare the sample for analysis.

- a. If analyzing SANITIZING SOLUTION ONLY (not expressed from wiper), proceed to step 2.5 a.
- b. If analyzing SANITIZING SOLUTION EXPRESSED FROM WIPER, remove wipers from canister and fill syringe with wipers. Depress syringe to extract the solution from the wiper and collect the solution in a separate beaker. Proceed to step 2.5 a.

25

2.5 Analyze the samples.

- a. Using a 10 ml volumetric pipet, transfer 10 ml of the test sample into a 250 ml Erlenmeyer flask. NOTE: Certain circumstances may require modification of the sample weight. This may be done at the

30

analyst's discretion.

- b. Add about 10 ml of chloroform, 5 ml of salt buffer solution and 4-5 drops of bromophenol blue indicator solution to the titration flask that contains the test sample. (NOTE: If the test sample is acidic, add NaOH solution dropwise to achieve a pH of 10-11).
- c. Shake the flask vigorously.
- d. Using the digital burette, titrate the test sample solution with the SLS solution with vigorous shaking between additions of titrant. Allow layers to separate for a few seconds before adding more titrant. The endpoint should be between 4.0 and 5.0 ml. As the endpoint is approached (indicated by the upper layer turning white), titrant additions should be as small as possible. The endpoint is defined as the definite appearance of purple in the upper layer and the disappearance of color (blue) in the bottom layer.

2.6 Calculate the results using Equation 2 below:

EQUATION 2:

$$L_{QUAT} = \frac{V_{NaLSO4} \cdot N_{NaLSO4} \cdot 342 \cdot 1000}{V_{SA}}$$

Where:

- L_{QUAT} = Level of Quat in test sample (ppm)
- V_{NaLSO4} = Volume of sodium lauryl sulfate titrant (ml)
- N_{NaLSO4} = Normality of sodium lauryl sulfate titrant (N)
(from Equation 1)
- 342 = Equivalent Weight of Quat (g/mole)
- V_{SA} = Volume of Test Sample (ml)

Repeat steps 2.4 and 2.5 for at least two additional test samples (N=3).

It should be understood that the testing conditions, parameters, or equipment set forth above can be modified if desired, particularly when other antimicrobial agents are utilized. Such modifications are contemplated by the present invention, and thus the present invention is not limited to any particular

testing conditions, parameters, or equipment used in determining the remaining level of antimicrobial agent in solution.

The present invention may be better understood with reference to the following examples.

5

EXAMPLE 1

10

The ability to form a wiper having good antimicrobial efficacy was demonstrated. In particular, a roll of wipers formed from a dual-textured polypropylene meltblown web having a basis weight of 33.9 gsm (available under the trade name Sanituff® from Kimberly-Clark) was initially provided. The wipers were then saturated (by hand) with sanitizing Formulations 1-18 (set forth below) in an amount of 380% by weight of the wiper.

Formulation# 1

Component	Active Concentration
Benzalkonium Chloride ¹	400 ppm
EDTA ²	0.03 wt. %
Nonionic Surfactant ³	0.50 wt. %
Ethanol	5.00 wt. %
Methyl Paraben	0.10 wt. %
Propyl Paraben	0.04 wt. %
Water	To balance

Formulation# 2

Component	Active Concentration
Benzalkonium Chloride ¹	380 ppm
EDTA ²	0.03 wt. %
Nonionic Surfactant ³	0.50 wt. %
Ethanol	10.0 wt. %
Methyl Paraben	0.10 wt. %
Propyl Paraben	0.04 wt. %
Water	To balance
pH	6.8

15

Formulation# 3

Component	Active Concentration
Benzalkonium Chloride ¹	380 ppm
EDTA ²	0.30 wt. %
Nonionic Surfactant ³	0.50 wt. %
Ethanol	10.0 wt. %
Methyl Paraben	0.10 wt. %
Propyl Paraben	0.04 wt. %
Water	To balance
pH	8.3

Formulation# 4

Component	Active Concentration
Benzalkonium Chloride ¹	380 ppm
EDTA ²	0.03 wt. %
Nonionic Surfactant ³	0.50 wt. %
Ethanol	10.0 wt. %
Methyl Paraben	0.10 wt. %
Propyl Paraben	0.04 wt. %
Water	To Balance
pH	6.7

5

Formulation# 5

Component	Active Concentration
Benzalkonium Chloride ¹	380 ppm
EDTA ²	0.03 wt. %
Nonionic Surfactant ³	0.50 wt. %
Ethanol	10.0 wt. %
Methyl Paraben	0.10 wt. %
Propyl Paraben	0.04 wt. %
Sodium Meta Silicate	0.07 wt. %
Water	To Balance

pH 8.9

Formulation# 6

Component	Active Concentration
Benzalkonium Chloride ¹	380 ppm
EDTA ²	0.30 wt.%
Nonionic Surfactant ³	0.50 wt.%
Ethanol	10.0 wt.%
Methyl Paraben	0.10 wt.%
Propyl Paraben	0.04 wt.%
Water	To Balance

pH 8.0

Formulation# 7

Component	Active Concentration
Benzalkonium Chloride ⁴	190 ppm
EDTA ²	0.30 wt.%
Nonionic Surfactant ³	0.50 wt.%
Ethanol	10.0 wt.%
Water	To Balance

pH 8.0

Formulation# 8

Component	Active Concentration
Benzalkonium Chloride ¹	380 ppm
EDTA ²	1.00 wt.%
Nonionic Surfactant ³	0.50 wt.%
Ethanol	10.0 wt.%
Methyl Paraben	0.10 wt.%
Propyl Paraben	0.04 wt.%
Water	To Balance

5

Formulation# 9

Component	Active Concentration
Benzalkonium Chloride ¹	320 ppm
EDTA ²	0.30 wt. %
Nonionic Surfactant ³	0.50 wt. %
Ethanol	10.0 wt. %
Methyl Paraben	0.10 wt. %
Propyl Paraben	0.04 wt. %
Water	To Balance

Formulation# 10

Component	Active Concentration
Benzalkonium Chloride ¹	380 ppm
EDTA ²	1.30 wt. %
Nonionic Surfactant ³	0.50 wt. %
Methyl Paraben	0.10 wt. %
Propyl Paraben	0.04 wt. %
Propylene Glycol	10.0 wt. %
Water	To Balance

5

Formulation# 11

Component	Active Concentration
Benzalkonium Chloride ¹	380 ppm
EDTA ²	1.30 wt. %
Nonionic Surfactant ³	0.50 wt. %
Ethanol	10.0 wt. %
Methyl Paraben	0.10 wt. %
Propyl Paraben	0.04 wt. %
Water	To Balance

Formulation# 12

Component	Active Concentration
Benzalkonium Chloride ¹	380 ppm
EDTA ²	1.30 wt. %

Nonionic Surfactant ³	0.50 wt. %
Ethanol	20.0 wt. %
Methyl Paraben	0.10 wt. %
Propyl Paraben	0.04 wt. %
Water	To Balance

Formulation# 13

Component	Active Concentration
Benzalkonium Chloride ¹	380 ppm
EDTA ²	1.30 wt. %
Nonionic Surfactant ³	0.50 wt. %
Ethanol	30.0 wt. %
Methyl Paraben	0.10 wt. %
Propyl Paraben	0.04 wt. %
Water	To Balance

Formulation# 14

Component	Active Concentration
Benzalkonium Chloride ¹	800 ppm
EDTA ²	1.30 wt. %
Nonionic Surfactant ³	0.50 wt. %
Ethanol	10.0 wt. %
Methyl Paraben	0.10 wt. %
Propyl Paraben	0.04 wt. %
Water	To Balance

5

Formulation# 15

Component	Active Concentration
Benzalkonium Chloride ¹	380 ppm
Nonionic Surfactant ³	0.50 wt. %
Methyl Paraben	0.10 wt. %
Propyl Paraben	0.04 wt. %
Water	To Balance
pH	9.7

Formulation# 16

Component	Active Concentration
Benzalkonium Chloride ¹	415 ppm
EDTA ²	0.70 wt. %
Nonionic Surfactant ³	0.50 wt. %
Methyl Paraben	0.10 wt. %
Propyl Paraben	0.04 wt. %
Propylene Glycol	5.00 wt. %
Water	To Balance
pH	9.5
Quat Released from Solution	384 ppm

Formulation# 17

Component	Active Concentration
Benzalkonium Chloride ¹	407 ppm
EDTA ²	0.45 wt. %
Nonionic Surfactant ³	0.50 wt. %
Methyl Paraben	0.10 wt. %
Propyl Paraben	0.04 wt. %
Propylene Glycol	5.00 wt. %
Water	To Balance
pH	9.1
Quat Released from Solution	371 ppm

5

Formulation# 18

Component	Active Concentration
Benzalkonium Chloride ¹	617 ppm
EDTA ²	0.70 wt. %
Nonionic Surfactant ³	0.50 wt. %
Methyl Paraben	0.10 wt. %
Propyl Paraben	0.04 wt. %
Propylene Glycol	5.00 wt. %
Water	To Balance

pH 9.5
 Quat Released from Solution 576 ppm

5

- ¹ Bardac 208M (81.2% active)
- ² Versene 100 (38% active)
- ³ Tergitol 15-S-9 (100% active)
- ⁴ Bardac 4280Z (81.0% active)

10

The antimicrobial efficacy for each respective formulation was determined according to Germicidal and Detergent Sanitizing Action of Disinfectants Method as described in Chapter 6, Disinfectants, Official Methods of Analysis of AOAC International, 16th Edition, 1995 Section 6.3.03, with the modifications set forth above. The carrier dimension, # of carriers wiped, and wiper size were as follows:

15

Carrier Dimension: 3" x 6" (Formulations 1-14)
 4.5" x 8" (Formulations 15-18)

of Carriers Wiped: 8 (Formulations 1-5 and 7-13)
 16 (Formulations 15-18)
 8 / 16 (two carrier sizes used)
 (Formulation 6)

Wiper Size: 12" x 12" (Formulations 1-5, 7, and 8-18)
 12" x 12" / 6" x 8" (two wiper sizes used) (Formulation 6)

20

The results are set forth below in Table I.

Table I: Antimicrobial Efficacy of Formulations 1-18

Formulation	% Reduction in S. Aureus	% Reduction in E. Coli
1	>99.994	Not determined
2	>99.960	Not determined
3	>99.702	Not determined
4	>99.860	Not determined
5	>99.962	Not determined
6	>99.999 (12" x 12") (8 carriers) >99.984 (12" x 12") (16 carriers)	>99.955 (12" x 12") (8 carriers) >99.608 (12" x 12") (16 carriers) 94.772 (6 " x 8") (8 carriers)
7	99.992	Not determined
8	Not determined	>99.875
9	Not determined	99.246
10	Not determined	>99.993

11	Not determined	>99.999
12	Not determined	99.993
13	Not determined	99.989
14	Not determined	>99.999
15	Not determined	>99.999
16	Not determined	99.997
17	Not determined	>99.997
18	Not determined	99.9989

Thus, as indicated by the results set forth in Table I, wipers formed according to the present invention were capable of providing good antimicrobial efficacy for both gram negative and positive bacteria.

5

EXAMPLE 2

The ability to form a wiper having good antimicrobial efficacy was demonstrated. In particular, a roll wipers formed from a hydroentangled fabric having a basis weight of 54 gsm (available under the trade name HYDROKNIT® from Kimberly-Clark Corp.) was initially provided. The wipers were then saturated (by hand) with sanitizing Formulations 19-37 (set forth below) in an amount of 475% by weight of the wiper.

10

Formulation# 19

Component	Active Concentration
Benzalkonium Chloride ¹	367 ppm
EDTA ²	0.45 wt. %
Nonionic Surfactant ³	0.50 wt. %
Methyl Paraben	0.10 wt. %
Propyl Paraben	0.04 wt. %
Propylene Glycol	5.00 wt. %
Water	To balance
pH	9.1

Formulation# 20

Component	Active Concentration
Benzalkonium Chloride ¹	1086 ppm

EDTA ²	0.02 wt. %
Nonionic Surfactant ³	0.50 wt. %
Methyl Paraben	0.10 wt. %
Propyl Paraben	0.04 wt. %
Propylene Glycol	5.00 wt. %
Water	To balance
pH	6.3

Formulation# 21

Component	Active Concentration
Benzalkonium Chloride ¹	415 ppm
EDTA ²	0.70 wt. %
Nonionic Surfactant ³	0.50 wt. %
Methyl Paraben	0.10 wt. %
Propyl Paraben	0.04 wt. %
Propylene Glycol	5.00 wt. %
Water	To balance
pH	9.5

Formulation# 22

Component	Active Concentration
Benzalkonium Chloride ¹	417 ppm
EDTA ²	0.02 wt. %
Nonionic Surfactant ³	0.50 wt. %
Ethanol	5.00 wt. %
Propylene Glycol	5.00 wt. %
Citric Acid	1.00 wt. %
Water	To balance
pH	2.6

Formulation# 23

Component	Active Concentration
-----------	----------------------

Benzalkonium Chloride ¹	945 ppm
Water	To balance
pH (NaOH drops)	9.0

Formulation# 24

Component	Active Concentration
Benzalkonium Chloride ¹	943 ppm
Water	To balance
pH (NaOH drops)	11.0

Formulation# 25

Component	Active Concentration
Benzalkonium Chloride ¹	945 ppm
EDTA ²	1.00 wt. %
Nonionic Surfactant ³	0.01 wt. %
Water	To balance
pH	11.4

5

Formulation# 26

Component	Active Concentration
Benzalkonium Chloride ¹	2771 ppm
Methyl Paraben	0.10 wt. %
Propyl Paraben	0.04 wt. %
Propylene Glycol	5.00 wt. %
Water	To balance
pH (Sodium meta silicate drops)	11.0

Formulation# 27

Component	Active Concentration
-----------	----------------------

Benzalkonium Chloride ¹	1001 ppm
EDTA ²	0.30 wt. %
Nonionic Surfactant ³	0.01 wt. %
Water	To balance
pH	11.1

Formulation# 28

Component	Active Concentration
Benzalkonium Chloride ¹	2620 ppm
Methyl Paraben	0.10 wt. %
Propyl Paraben	0.04 wt. %
Propylene Glycol	5.00 wt. %
Water	To balance
pH (NaOH drops)	11.0

Formulation# 29

Component	Active Concentration
Benzalkonium Chloride ¹	2748 ppm
Methyl Paraben	0.10 wt. %
Propyl Paraben	0.04 wt. %
Propylene Glycol	5.00 wt. %
Water	To balance
pH (sodium metasilicate)	11.1

5

Formulation# 30

Component	Active Concentration
Benzalkonium Chloride ¹	981 ppm
EDTA ²	1.00 wt. %
Nonionic Surfactant ³	0.05 wt. %
Water	To balance
pH	11.4

Formulation# 31

Component	Active Concentration
Benzalkonium Chloride ¹	763 ppm
EDTA ²	1.00 wt. %
Nonionic Surfactant ³	0.10 wt. %
Water	To balance
pH	11.4

Formulation# 32

Component	Active Concentration
Benzalkonium Chloride ¹	601 ppm
EDTA ²	1.00 wt. %
Nonionic Surfactant ³	0.20 wt. %
Water	To balance
pH	11.4

5

Formulation# 33

Component	Active Concentration
Benzalkonium Chloride ¹	415 ppm
EDTA ²	1.00 wt. %
Nonionic Surfactant ³	0.50 wt. %
Water	To balance
pH	11.4

Formulation# 34

Component	Active Concentration
Benzalkonium Chloride ¹	1946 ppm
EDTA ²	0.45 wt. %
Ethanol	10.0 wt. %
Methyl Paraben	0.10 wt. %
Propyl Paraben	0.04 wt. %

Water To balance

pH 9.1

Formulation# 35

Component	Active Concentration
Benzalkonium Chloride ¹	1993 ppm
Ethanol	10.0 wt. %
Methyl Paraben	0.10 wt. %
Propyl Paraben	0.04 wt. %
Sodium Meta Silicate	1.50 wt. %
Water	To balance
pH	9.1

Formulation# 36

Component	Active Concentration
Benzalkonium Chloride ¹	1997 ppm
EDTA ²	0.15 wt. %
Ethanol	10.0 wt. %
Methyl Paraben	0.10 wt. %
Propyl Paraben	0.04 wt. %
Sodium Meta Silicate	0.90 wt. %
Water	To balance
pH	9.2

Formulation# 37

Component	Active Concentration
Benzalkonium Chloride ¹	1981 ppm
EDTA ²	0.15 wt. %
Ethanol	10.0 wt. %
Methyl Paraben	0.10 wt. %
Propyl Paraben	0.04 wt. %
Water	To balance

5

pH (NaOH drops) 9.1

¹ Bardac 208M (81.2% active)

² Versene 100 (38% active)

³ Tergitol 15-S-9 (100% active)

5 The antimicrobial efficacy for each respective formulation was determined according to Germicidal and Detergent Sanitizing Action of Disinfectants Method as described in Chapter 6, Disinfectants, Official Methods of Analysis of AOAC International, 16th Edition, 1995 Section 6.3.03, with the modifications set forth above.

10 For measuring *E. Coli*, the carrier dimension, # of carriers wiped, and wiper size were as follows:

Carrier Dimension: 4.5" x 8" (Formulations 19-37)
 # of Carriers Wiped: 4 (Formulations 26 and 30-37)
 8 (Formulation 29)
 16 (Formulations 19-25 and 27-28)
 15 Wiper Size: 10" x 12" (Formulations 19-20)
 12" x 12" (Formulations 21-37)

For measuring *S. Aureus*, the carrier dimension, # of carriers wiped, and wiper size were as follows:

20 Carrier Dimension: 4.5" x 8" (Formulations 22, 24-26, and 29-37)
 # of Carriers Wiped: 4 (Formulations 26 and 30-37)
 8 (Formulations 24 (tested twice) and 29)
 16 (Formulations 22 and 24-25)
 Wiper Size: 12" x 12" (Formulations 22, 24-26, and 29-37)

25 In addition, the Kill Efficiency Ratio (KER) and Antimicrobial Reduction for *E. Coli* and *S. Aureus* were also determined according to the method set forth above. The results are set forth below in Tables II and III.

Table II: Antimicrobial Efficacy (*E. Coli*)

Formulation	% Reduction	Conc. of Quat Released in Solution (ppm)	AM Reduction (%)	KER
19	99.9960	351	4	301
20	97.9300	388	64	100
21	99.9980	458	-10	328

22	99.9740	415	0	134
23	99.9980	410	57	169
24	99.9996	321	66	92
25	99.9997	339	64	91
26	99.9970	402	85	10
27	99.9920	386	61	97
28	99.9950	432	84	37
29	99.9970	373	86	20
30	99.9990	380	61	257
31	99.9980	400	48	330
32	99.9986	421	30	419
33	99.9988	418	-1	607
34	99.9991	445	77	18
35	99.9310	396	80	18
36	99.9870	461	77	18
37	99.9970	456	77	18

Table III: Antimicrobial Efficacy (S. Aureus)

Formulation	% Reduction	Conc. of Quat Released in Solution (ppm)	AM Reduction (%)	KER
22	97.1290	415	0	71
24	99.9972	379	60	373
25	99.9979	359	62	372
26	99.9970	400	85	46
		(16 carriers)	(16 carriers)	(16 carriers)
		402	58	271
		(8 carriers)	(8 carriers)	(8 carriers)
29	99.9970	373	86	93
30	99.9980	380	61	102
31	99.9970	400	48	131
32	99.9980	421	30	166
33	99.9980	418	-1	241
34	99.9900	445	77	3
35	99.9940	396	80	3

36	99.9950	461	77	3
37	99.9900	456	77	3

Thus, as indicated by the results set forth above, wipers formed according to the present invention were capable of providing good antimicrobial efficacy for both gram negative and positive bacteria. In addition, such wipers were also capable of providing a relatively high KER and a relatively low expressed antimicrobial agent concentration.

EXAMPLE 3

The ability to form a wiper having good antimicrobial efficacy was demonstrated. In particular, a roll wipers formed from a hydroentangled fabric having a basis weight of 54 gsm (available under the trade name HYDROKNIT® from Kimberly-Clark Corp.) was initially provided. The wipers were then saturated (by hand) with sanitizing Formulations 38-49 (set forth below). Each respective formulation was applied to a single wiper in an amount of 475% by weight of the wiper.

15

Formulation# 38

Component	Active Concentration
Benzalkonium Chloride ¹	380 ppm
EDTA ²	1.3 wt. %
Nonionic Surfactant ³	0.50 wt. %
Methyl Paraben	0.10 wt. %
Propyl Paraben	0.04 wt. %
Ethanol	10.0 wt. %
Water	To balance
PH	9.7

Formulation# 39

Component	Active Concentration
Benzalkonium Chloride ¹	385 ppm
EDTA ²	0.70 wt. %
Nonionic Surfactant ³	0.50 wt. %

Methyl Paraben	0.10 wt.%
Propyl Paraben	0.04 wt.%
Propylene Glycol	5.00 wt.%
Water	To balance

pH 6.6

Formulation# 40

Component	Active Concentration
Benzalkonium Chloride ¹	854 ppm
EDTA ²	0.02 wt.%
Nonionic Surfactant ³	0.50 wt.%
Methyl Paraben	0.10 wt.%
Propyl Paraben	0.04 wt.%
Propylene Glycol	5.00 wt.%
Water	To balance

pH 9.1

Formulation# 41

Component	Active Concentration
Benzalkonium Chloride ¹	384 ppm
EDTA ²	0.45 wt.%
Nonionic Surfactant ³	0.50 wt.%
Methyl Paraben	0.10 wt.%
Propyl Paraben	0.04 wt.%
Propylene Glycol	5.00 wt.%
Water	To balance

pH 9.0

Formulation# 42

Component	Active Concentration
Benzalkonium Chloride ¹	938 ppm
Water	To balance

pH (NaOH drops) 9.1

Formulation# 43

Component	Active Concentration
Benzalkonium Chloride ¹	943 ppm
Water	To balance

pH (NaOH drops) 11.1

Formulation# 44

Component	Active Concentration
Benzalkonium Chloride ¹	944 ppm
Water	To balance

pH (sodium meta silicate) 11.0

5

Formulation# 45

Component	Active Concentration
Benzalkonium Chloride ¹	938 ppm
EDTA ²	1.0 wt. %
Nonionic Surfactant ³	0.01 wt. %
Water	To balance

pH 11.4

Formulation# 46

Component	Active Concentration
Benzalkonium Chloride ¹	463 ppm
Ethanol	30.0 wt. %
Water	To balance

pH 11.0

Formulation# 47

Component	Active Concentration
Benzalkonium Chloride ¹	419 ppm
Ethanol	30.0 wt.%
Propylene Glycol	5.00 wt.%
Water	To balance
pH (NaOH drops)	11.0

Formulation# 48

Component	Active Concentration
Benzalkonium Chloride ¹	941 ppm
EDTA ²	0.02 wt.%
Nonionic Surfactant ³	0.01 wt.%
Water	To balance
pH (NaOH drops)	11.1

5

Formulation# 49

Component	Active Concentration
Benzalkonium Chloride ¹	2771 ppm
Methyl Paraben	0.10 wt.%
Propyl Paraben	0.04 wt.%
Water	To balance
pH	11.0

¹ Bardac 208M (81.2% active)

² Versene 100 (38% active)

³ Tergitol 15-S-9 (100% active)

10

The antimicrobial efficacy for each respective formulation was determined according to Germicidal and Detergent Sanitizing Action of Disinfectants Method as described in Chapter 6, Disinfectants, Official Methods of Analysis of AOAC International, 16th Edition, 1995 Section 6.3.03, with the modifications set forth

above. For measuring *E. Coli*, the carrier dimension, # of carriers wiped, and wiper size were as follows:

- Carrier Dimension: 4.5" x 8" (Formulations 38-49)
- # of Carriers Wiped: 4 (Formulations 38-40)
- 8 (Formulations 41-49)
- Wiper Size: 6" x 8" (Formulations 38-49)

In addition, Antimicrobial Reduction was also determined according to the method set forth above. The results are set forth below in Table IV.

Table IV: Antimicrobial Efficacy of Formulations 38-49

Formulation	% Reduction in E. Coli	Concentration of Quat Released in Solution (ppm)	AM Reduction (%)
38	99.9330	391	-3
39	99.9480	412	-7
40	90.9000	198	77
41	98.9170	400	-4
42	99.9980	392	58
43	99.9997	321	66
44	99.9910	397	58
45	99.9999	339	64
46	99.9500	376	19
47	99.9030	401	4
48	99.9980	339	64
49	99.9996	402	85

Thus, for example, wipers formed according to the present invention were capable of providing good antimicrobial efficacy and a relatively low expressed antimicrobial agent concentration.

EXAMPLE 4

The effect of a nonionic surfactant on the kill efficacy and/or Kill Efficiency Ratio of a sanitizing formulation was demonstrated. Wipers formed from a hydroentangled fabric having a basis weight of 54 gsm (available under the trade name HYDROKNIT® from Kimberly-Clark Corp.) were initially provided. The wipers were then saturated (by hand) with various sanitizing formulations (set forth below) in an amount of 475% by weight of the wiper. Each sanitizing formulation contained 0.04% to 0.1 active % by weight antimicrobial agent (provided by

Bardac® 208M (81.2% active)).

The antimicrobial efficacy for each respective sample was determined according to Germicidal and Detergent Sanitizing Action of Disinfectants Method as described in Chapter 6, Disinfectants, Official Methods of Analysis of AOAC International, 16th Edition, 1995 Section 6.3.03, with the modifications set forth above. For Samples 1-5 and 11-12, kill efficacy of *E. coli* was tested. For Samples 6-10, kill efficacy of *S. Aureus* was tested.

The carrier dimension, # of carriers wiped, and wiper size were as follows:

Carrier Dimension: 4.5" x 8" (Samples 1-12)
 # of Carriers Wiped: 4 (Samples 1-10 and 12)
 16 (Sample 11)
 Wiper Size: 10" x 12" (Sample 11)
 12" x 12" (Samples 1-10 and 12)

In addition, the Kill Efficiency Ratio (KER) and Antimicrobial Reduction were also determined according to the method set forth above.

The results are provided below in Tables V-VII.

Table V. Samples 1-5

Sample	pH	EDTA (wt%)	Surfactant (wt%)	Efficacy	Concentration of Quat Released in Solution (ppm)	AM Reduction	KER
1	11.4	1	0.50	99.9988	418	-1	607
2	11.4	1	0.20	99.9986	421	30	419
3	11.4	1	0.10	99.9980	400	48	330
4	11.4	1	0.05	99.9990	380	61	257
5	11.4	1	0.01	99.9997	339	64	40

Table VI. Samples 6-10

Sample	pH	EDTA (wt%)	Surfactant (wt%)	Efficacy	Concentration of Quat Released in solution (ppm)	AM Reduction	KER
6	11.4	1	0.50	99.9980	418	-1	241
7	11.4	1	0.20	99.9980	421	30	166
8	11.4	1	0.10	99.9970	400	48	131
9	11.4	1	0.05	99.9980	380	61	102
10	11.4	1	0.01	99.9979	359	62	93

Table VII. Samples 11-12

Sample	pH	EDTA (wt%)	Surfactant (wt%)	Methyl Paraben (wt%)	Propyl Paraben (wt%)	Ethanol (wt%)	Propylene Glycol (wt%)	Efficacy	Conc. of Quat in Solution (ppm)	AM Red	KER
11	9.1	0.45	0.5	0.1	0.04	0	5	99.9960	351	4	301
12	9.1	0.45	0.0	0.1	0.04	10	0	99.9991	445	77	18

Thus, for example, the presence of a nonionic surfactant can, in some embodiments, enhance the KER of the sanitizing formulation.

5

EXAMPLE 5

The effect of pH and/or a sequestrant on the kill efficacy and Kill Efficiency Ratio of a sanitizing formulation was demonstrated. Wipers formed from a hydroentangled fabric having a basis weight of 54 gsm (available under the trade name HYDROKNIT® from Kimberly-Clark Corp.) were initially provided. The wipers were then saturated (by hand) with various sanitizing formulations (set forth below) in an amount of 475% by weight of the wiper. Each sanitizing formulation contained between 0.04-0.1 active% by weight of antimicrobial agent (provided as Bardac® 208M (81.2% active)).

10

The kill efficacy (*E. Coli*), KER, and Antimicrobial Reduction were determined as set forth in Example 4. The carrier dimension, # of carriers wiped, and wiper size were as follows:

15

- Carrier Dimension: 4.5" x 8" (Samples 13-15)
- # of Carriers Wiped: 16 (Samples 13-15)
- Wiper Size: 10" x 12" (Samples 14-15)
- 12" x 12" (Sample 13)

20

The results are provided below in Table VIII.

Table VIII. Samples 13-15

Sample	pH	EDTA (wt%)	Surfactant (wt%)	Methyl Paraben (wt%)	Propyl Paraben (wt%)	Propylene Glycol (wt%)	Efficacy	Conc. of Quat in Solution (ppm)	AM Reduction	KER
13	9.5	0.7	0.5	0.1	0.04	5	99.9980	458	-10	328
14	9.1	0.45	0.5	0.1	0.04	5	99.9960	351	4	301
15	6.3	0.02	0.5	0.1	0.04	5	97.9300	388	64	100

Thus, for example, pH can effect the kill efficacy and KER of a sanitizing

formulation. For example, in the embodiments set forth in Table VIII, both kill efficacy and KER increased as the pH of the formulation was raised. In addition, the presence of a sequestrant can also effect the kill efficacy and KER of a disinfectant formulation. For example, in the embodiments set forth in Table VIII, both kill efficacy and KER increased as the level of sequestrant was raised.

EXAMPLE 6

The effect of a preservative and/or non-aqueous solvent on the kill efficacy of a sanitizing formulation was demonstrated. Wipers formed from a hydroentangled fabric having a basis weight of 54 gsm (available under the trade name HYDROKNIT® from Kimberly-Clark Corp.) were initially provided. The wipers were then saturated (by hand) with various sanitizing formulations (set forth below) in an amount of 475% by weight of the wiper. Each sanitizing formulation contained between 0.09% to 0.3 active% by weight of antimicrobial agent (provided as Bardac® 208M (81.2% active)).

The kill efficacy (*E. Coli*), KER, and Antimicrobial Reduction were determined as set forth in Example 4. The carrier dimension, # of carriers wiped, and wiper size were as follows:

Carrier Dimension: 4.5" x 8" (Samples 16-19)
 # of Carriers Wiped: 4 (Samples 18-19)
 16 (Sample 16-17)
 Wiper Size: 6" x 8" (Samples 18-19)
 12" x 12" (Samples 16-17)

The results are provided below in Tables IX-X.

Table IX. Samples 16-17

Sample	pH	Methyl Paraben (wt%)	Propyl Paraben (wt%)	Propylene Glycol (wt%)	pH Modifier	Efficacy	Conc. of Quat in Solution (ppm)	AM Reduction	KER
16	11.0	0.1	0.04	5	NaOH	99.9950	432	84	37
17	11.0	0.0	0.00	0	NaOH	99.9996	321	66	92

Table X. Samples 18-19

Sample	pH	Methyl Paraben	Propyl Paraben	Propylene Glycol	pH Modifier	Efficacy	Conc. of Quat in	AM Reduction	KER
--------	----	----------------	----------------	------------------	-------------	----------	------------------	--------------	-----

		(wt%)	(wt%)	(wt%)			Solution (ppm)		
18	11.0	0.1	0.04	5	Sodium Meta silicate	99.9996	402	85	14
19	11.0	0.0	0.00	0	Sodium Meta silicate	99.9910	397	58	40

Thus, for example, the presence of a preservative can effect the kill efficacy of a sanitizing formulation. For example, in the embodiments set forth in Table X, kill efficacy increased when preservatives were present. In addition, the presence of a non-aqueous solvent can also effect the kill efficacy of a sanitizing formulation. For example, in the embodiments set forth in Table X, the kill efficacy increased when a non-aqueous solvent was present.

EXAMPLE 7

The effect of a non-aqueous solvent on the Kill Efficiency Ratio of a sanitizing formulation was demonstrated. Wipers formed from a hydroentangled fabric having a basis weight of 54 gsm (available under the trade name HYDROKNIT® from Kimberly-Clark Corp.) were initially provided. The wipers were then saturated (by hand) with various sanitizing formulations (set forth below) in an amount of 475% by weight of the wiper. Each sanitizing formulation contained between 0.04% to 0.1 active% by weight of antimicrobial agent (provided as Bardac® 208M (81.2% active)).

The kill efficacy (*E. Coli*), KER, and Antimicrobial Reduction were determined as set forth in Example 4. The carrier dimension, # of carriers wiped, and wiper size were as follows:

- Carrier Dimension: 4.5" x 8" (Samples 20-21)
- # of Carriers Wiped: 4 (Samples 20-21)
- Wiper Size: 6" x 8" (Samples 20-21)

The results are provided below in Table XI.

Table XI. Samples 20-21

Sample	pH	Ethanol (wt%)	pH Modifier	Efficacy	Conc. of Quat in Released Solution (ppm)	AM Reduction	KER
20	11.0	0	Sodium Meta	99.9910	397	58	40

			silicate				
21	11.0	30	Sodium Meta	99.9500	376	19	82
			silicate				

Thus, for example, the presence of a non-aqueous solvent can effect the KER of a disinfectant formulation. For instance, in the embodiment set forth in Table XI, the KER increased when the non-aqueous solvent was present.

5

EXAMPLE 8

The effect of the substrate on the antimicrobial efficacy of a sanitizing formulation was demonstrated. Three substrate samples 22-24 were tested with the sanitizing formulation #44 set forth in Example III at antimicrobial agent active concentrations of 944 ppm, 1031 ppm, and 476 ppm, respectively.

10

The first substrate sample was a hydroentangled fabric having a basis weight of 54 gsm (available under the trade name HYDROKNIT® from Kimberly-Clark Corp.). The second and third substrate samples were formed from spunbonded webs containing splittable, multicomponent fibers, such as described above. Specifically, the second substrate contained splittable polyethylene/nylon bicomponent fibers and had a basis weight of 50.9 gsm, while the third substrate contained splittable polyethylene/poly(butylene terephthalate) bicomponent fibers and had a basis weight of 67.8 gsm.

15

The wipers were then saturated (by hand) with various sanitizing formulations (set forth below) in an amount of 475% by weight of the wiper. The kill efficacy (*E. Coli*) and Antimicrobial Reduction were determined as set forth in Example 4. The carrier dimension, # of carriers wiped, and wiper size were as follows:

20

Carrier Dimension: 4.5" x 8"
 # of Carriers Wiped: 4
 Wiper Size: 6" x 8"

25

The results are provided below in Table XII.

Table XII. Samples 22-24

Sample	Efficacy	Conc. of Quat in Released Solution (ppm)	AM Reduction
22	99.9910	397	58
23	99.9992	358	65
24	99.9993	382	20

EXAMPLE 9

The ability to form a wiper having good antimicrobial efficacy was demonstrated. In particular, a roll of wipers formed from a spunbonded web containing splittable, multicomponent fibers of polyethylene and nylon, as described above, was initially provided. The spunbonded web had a basis weight of 50.9 gsm. The wipers were then saturated (by hand) with the sanitizing formulation set forth below in Table XIII in an amount of 475% by weight of the wiper. The sanitizing formulation contained 1031 parts per million active concentration of antimicrobial agent (provided as Bardac® 208M (81.2% active)).

The kill efficacy (*E. Coli*) and Antimicrobial Reduction were determined as set forth in Example 4. The carrier dimension, # of carriers wiped, and wiper size were as follows:

Carrier Dimension: 4.5" x 8"
 # of Carriers Wiped: 4
 Wiper Size: 4.5" x 8"

The results are provided below in Table XIII.

Table XIII. Sample 25

Sample	pH	pH Modifier	Efficacy	Conc. of Quat Released in Solution (ppm)	AM Reduction
25	11.0	Sodium Meta silicate	99.9992	358	65

EXAMPLE 10

The ability to form a wiper having good antimicrobial efficacy was demonstrated. In particular, a roll wipers formed from a hydroentangled fabric having a basis weight of 54 gsm (available under the trade name HYDROKNIT® from Kimberly-Clark Corp.) was initially provided. The wipers were then saturated (by hand) with a sanitizing formulation (set forth in Table XIV below) in an amount of 475% by weight of the wiper.

Table XIV. Formulation #50

Component	Active Concentration
Benzalkonium Chloride	981 ppm

EDTA ²	1.00 wt. %
Nonionic Surfactant ³	0.05 wt. %
Water	To balance
pH	11.4

¹ Bardac 208M (81.2% active)
² Versene 100 (38% active)
³ Tergitol 15-S-9 (100% active)

5 The kill efficacy of *E. Coli* and *S. Aureus*, Antimicrobial Reduction, and Kill Efficiency Ratio were determined as set forth in Example 4. The carrier dimension, # of carriers wiped, and wiper size were as follows:

Carrier Dimension:	10.3" x 14"
# of Carriers Wiped:	4
Wiper Size:	12" x 12"

10

The results are provided below in Table XV.

Table XV. Kill Efficacy Results

Sample	E. Coli Efficacy	S. Aureus Efficacy	Conc. of Quat Released in Solution (ppm)	AM Reduction	KER
26	99.9999	Not determined	380	61	363 (E. Coli)
27	99.9999	Not determined	380	61	351 (E. Coli)
28	Not determined	99.9997	380	61	155 (S. Aureus)
29	Not determined	99.9999	380	61	73 (S. Aureus)

15

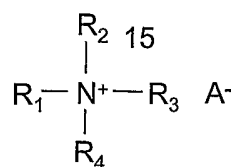
While the invention has been described in detail with respect to the specific embodiments thereof, it will be appreciated that those skilled in the art, upon attaining an understanding of the foregoing, may readily conceive of alterations to, variations of, and equivalents to these embodiments. Accordingly, the scope of the present invention should be assessed as that of the appended claims and any equivalents thereto.

20

WHAT IS CLAIMED IS:

5 1. A wiper comprising a substrate and a sanitizing formulation applied to said substrate in an amount from about 150% to about 600% of the dry weight of the wiper, wherein said sanitizing formulation comprises water and between about 0.01% by weight to about 1% by weight of an antimicrobial agent that includes a quaternary ammonium compound, wherein said sanitizing formulation is capable of being released from said substrate as a solution such that said quaternary ammonium compound is present within said solution in an amount less than about 10 2000 parts per million of said solution, and wherein the wiper exhibits a log reduction for *E. Coli* of at least about 2.

2. A wiper as defined in claim 1, wherein said quaternary ammonium compound has the following formula:

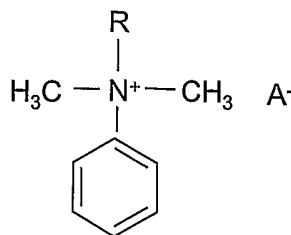


wherein,

15 R₁, R₂, R₃, and R₄ are independently selected from the group consisting of H, C₁-C₃₀ alkyl, C₁-C₃₀ alkenyl, C₁-₃₀ alkylethoxy, C₁-₃₀ alkylphenoethoxy, and combinations thereof; and

A is selected from the group consisting of halogens; methosulfates, phosphates, and combinations thereof.

3. A wiper as defined in claim 1, wherein said quaternary ammonium compound has the following formula:



25 wherein,

R is a C₈-C₁₈ alkyl group; and

A is a halogen atom.

4. A wiper as defined in claim 1, wherein said antimicrobial agent comprises between about 0.01% to about 0.4% by weight of said sanitizing formulation.
5. A wiper as defined in claim 1, wherein said antimicrobial agent
5 comprises between about 0.1% to about 0.4% by weight of said sanitizing formulation.
6. A wiper as defined in claim 1, wherein said sanitizing formulation further comprises a sequestrant in an amount between about 0.01% to about 5% by weight of said sanitizing formulation.
7. A wiper as defined in claim 1, wherein said sanitizing formulation further
10 comprises a nonionic surfactant.
8. A wiper as defined in claim 7, wherein said nonionic surfactant comprises between about 0.01% to about 1% by weight of said sanitizing formulation.
9. A wiper as defined in claim 1, wherein said sanitizing formulation further
15 comprises between about 0.001% to about 30% by weight of non-aqueous solvent.
10. A wiper as defined in claim 1, further comprising between about 0.001% to about 5% by weight of preservative.
11. A wiper as defined in claim 1, wherein the pH of said sanitizing
20 formulation is greater than about 8.
12. A wiper as defined in claim 1, wherein the pH of said sanitizing formulation is between about 9 to about 12.
13. A wiper as defined in claim 1, wherein the wiper exhibits a log reduction
for *E. Coli* of at least about 3.
14. A wiper as defined in claim 1, wherein the wiper exhibits a log reduction
25 for *E. Coli* of at least about 4.
15. A wiper as defined in claim 1, wherein the wiper exhibits a log reduction for *E. Coli* of at least about 5.
16. A wiper as defined in claim 1, wherein the wiper exhibits a log reduction
30 for *S. Aureus* of at least about 2.
17. A wiper as defined in claim 1, wherein the wiper exhibits a log reduction for *S. Aureus* of at least about 3.

18. A wiper as defined in claim 1, wherein the wiper exhibits a log reduction for *S. Aureus* of at least about 4.

19. A wiper as defined in claim 1, wherein the wiper exhibits a log reduction for *S. Aureus* of at least about 5.

5 20. A wiper as defined in claim 1, wherein the wiper exhibits a Kill Efficiency Ratio of at least about 10.

21. A wiper as defined in claim 1, wherein the wiper exhibits a Kill Efficiency Ratio of at least about 100.

10 22. A wiper as defined in claim 1, wherein the wiper exhibits a Kill Efficiency Ratio of at least about 400.

23. A wiper as defined in claim 1, wherein the wiper exhibits an Antimicrobial Reduction of less than about 95%.

24. A wiper as defined in claim 1, wherein the wiper exhibits an Antimicrobial Reduction between about 60% to about 80%.

15 25. A wiper as defined in claim 1, wherein said quaternary compound is capable of being released into said solution in an amount of between about 150 to about 400 parts per million of solution.

26. A wiper as defined in claim 1, wherein said substrate is a nonwoven fabric.

20 27. A wiper comprising a nonwoven fabric and a sanitizing formulation applied to said nonwoven fabric in an amount from about 150% to about 600% of the dry weight of the wiper, said sanitizing formulation comprising between about 0.01% by weight to about 0.4% by weight of at least one benzalkonium halide, wherein said sanitizing formulation is capable of being released from said
25 nonwoven fabric into a solution such that said benzalkonium halide is present within said solution in an amount less than about 2000 parts per million of said solution, and wherein the wiper exhibits a log reduction for *E. Coli* and *S. Aureus* of at least about 3.

30 28. A wiper as defined in claim 27, wherein said benzalkonium halide comprises between about 0.1% to about 0.4% by weight of said sanitizing formulation.

29. A wiper as defined in claim 27, wherein said sanitizing formulation further comprises sequestrant in an amount between about 0.01% to about 1.5% by weight of said sanitizing formulation.

5 30. A wiper as defined in claim 27, wherein said sanitizing formulation further comprises nonionic surfactant in an amount between about 0.01% to about 1% by weight of said sanitizing formulation.

31. A wiper as defined in claim 27, wherein said sanitizing formulation further comprises non-aqueous solvent in an amount between about 1% to about 15% by weight of said sanitizing formulation.

10 32. A wiper as defined in claim 27, wherein the wiper exhibits a log reduction for *E. Coli* of at least about 4.

33. A wiper as defined in claim 27, wherein the wiper exhibits a log reduction for *S. Aureus* of at least about 4.

15 34. A wiper as defined in claim 27, wherein said benzalkonium chloride is capable of being released into said solution in an amount of between about 150 to about 400 parts per million of solution.

20 35. A wiper comprising a nonwoven fabric and a sanitizing formulation applied to said nonwoven fabric in an amount from about 150% to about 600% of the dry weight of the wiper, said sanitizing formulation comprising between about 0.01% by weight to about 0.4% by weight of at least one benzalkonium halide, wherein said sanitizing formulation is capable of being released from said nonwoven fabric as a solution such that said benzalkonium halide is present within said solution in an amount less than about 2000 parts per million of said solution, and wherein the wiper exhibits a Kill Efficiency Ratio of at least about 100.

25 36. A wiper as defined in claim 35, further comprising a preservative, a sequestrant, a non-aqueous solvent, a nonionic surfactant, or combinations thereof.

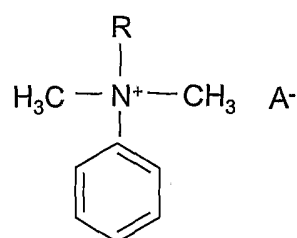
37. A wiper as defined in claim 35, wherein the wiper exhibits a Kill Efficiency Ratio of at least about 200.

30 38. A wiper as defined in claim 35, wherein said benzalkonium chloride is capable of being released into said solution in an amount of between about 150 to about 400 parts per million of solution.

39. A method for sanitizing a surface, said method comprising:

providing a wiper that contains a substrate applied with a sanitizing formulation in an amount from about 150% to about 600% of the dry weight of the wiper, said sanitizing formulation comprising between about 0.01% by weight to about 0.4% by weight of at least one quaternary ammonium compound; and
5 moving said wiper across the surface such that at least a portion of said sanitizing formulation is released from said wiper to form a released solution, said released solution containing less than about 2000 parts per million of said quaternary ammonium compound, said released solution exhibiting a log reduction for *E. Coli* of at least about 2.

10 40. A method as defined in claim 39, wherein said quaternary ammonium compound has the following formula:



wherein,

R is a C₈-C₁₈ alkyl group; and

15 A is a halogen atom.

41. A method as defined in claim 39, wherein said antimicrobial agent comprises between about 0.1% to about 0.4% by weight of said sanitizing formulation.

20 42. A method as defined in claim 39, wherein said sanitizing formulation further comprises sequestrant in an amount between about 0.01% to about 5% by weight of said sanitizing formulation.

43. A method as defined in claim 39, wherein said sanitizing formulation further comprises nonionic surfactant in an amount between about 0.01% to about 1% by weight of said sanitizing formulation.

25 44. A method as defined in claim 39, wherein said sanitizing formulation further comprises between about 0.001% to about 30% by weight of non-aqueous solvent.

45. A method as defined in claim 39, wherein said sanitizing formulation further comprises between about 0.001% to about 5% by weight of preservative.

46. A method as defined in claim 39, wherein the released solution exhibits a log reduction for *E. Coli* and *S. Aureus* of at least about 3.

47. A method as defined in claim 39, wherein the released solution contains between about 150 to about 400 parts per million of said quaternary ammonium compound.

48. A method as defined in claim 39, further comprising removing said wiper from a resealable container prior to wiping the surface.

INTERNATIONAL SEARCH REPORT

International Application No

PCT/US 02/35243

A. CLASSIFICATION OF SUBJECT MATTER

IPC 7 A01N33/12

According to International Patent Classification (IPC) or to both national classification and IPC

B. FIELDS SEARCHED

Minimum documentation searched (classification system followed by classification symbols)

IPC 7 A01N

Documentation searched other than minimum documentation to the extent that such documents are included in the fields searched

Electronic data base consulted during the international search (name of data base and, where practical, search terms used)

WPI Data, EPO-Internal, CHEM ABS Data

C. DOCUMENTS CONSIDERED TO BE RELEVANT

Category °	Citation of document, with indication, where appropriate, of the relevant passages	Relevant to claim No.
X	DATABASE CA 'Online! CHEMICAL ABSTRACTS SERVICE, COLUMBUS, OHIO, US; KUROKI, CHIEN JU ET AL: "Wet wipes" retrieved from STN Database accession no. 129:8653 XP002238910 abstract & JP 10 127516 A (PIGEON CORP., JAPAN) 19 May 1998 (1998-05-19) ---	1-48
X	EP 1 153 544 A (UNILEVER PLC ; UNILEVER NV (NL)) 14 November 2001 (2001-11-14) claims 11-16 page 3 ----- -/--	1-48

 Further documents are listed in the continuation of box C. Patent family members are listed in annex.

° Special categories of cited documents :

- *A* document defining the general state of the art which is not considered to be of particular relevance
- *E* earlier document but published on or after the international filing date
- *L* document which may throw doubts on priority claim(s) or which is cited to establish the publication date of another citation or other special reason (as specified)
- *O* document referring to an oral disclosure, use, exhibition or other means
- *P* document published prior to the international filing date but later than the priority date claimed

- *T* later document published after the international filing date or priority date and not in conflict with the application but cited to understand the principle or theory underlying the invention
- *X* document of particular relevance; the claimed invention cannot be considered novel or cannot be considered to involve an inventive step when the document is taken alone
- *Y* document of particular relevance; the claimed invention cannot be considered to involve an inventive step when the document is combined with one or more other such documents, such combination being obvious to a person skilled in the art.
- * & * document member of the same patent family

Date of the actual completion of the international search

22 April 2003

Date of mailing of the international search report

08/05/2003

Name and mailing address of the ISA

European Patent Office, P.B. 5818 Patentlaan 2
NL - 2280 HV Rijswijk
Tel. (+31-70) 340-2040, Tx. 31 651 epo nl,
Fax: (+31-70) 340-3016

Authorized officer

Decorte, D

INTERNATIONAL SEARCH REPORT

International Application No

PCT/US 02/35243

C.(Continuation) DOCUMENTS CONSIDERED TO BE RELEVANT		
Category *	Citation of document, with indication, where appropriate, of the relevant passages	Relevant to claim No.
X	US 4 741 944 A (JACKSON DAVID M ET AL) 3 May 1988 (1988-05-03) claim 15 ---	1-48
X	WO 01 21138 A (WALKER EDWARD B ;FIRST SCIENT INC (US)) 29 March 2001 (2001-03-29) claims page 19, line 9 - line 13 ---	1-48
A	EP 0 639 636 A (KAO CORP) 22 February 1995 (1995-02-22) claims page 4, line 25 - line 28 -----	1-48

INTERNATIONAL SEARCH REPORT

Information on patent family members

International Application No

PCT/US 02/35243

Patent document cited in search report	A	Publication date	Patent family member(s)	Publication date
JP 10127516	A	19-05-1998	NONE	
EP 1153544	A	14-11-2001	CA 2346626 A1 EP 1153544 A2 US 2002031486 A1	11-11-2001 14-11-2001 14-03-2002
US 4741944	A	03-05-1988	US 4865221 A	12-09-1989
WO 0121138	A	29-03-2001	AU 7598000 A WO 0121138 A1	24-04-2001 29-03-2001
EP 0639636	A	22-02-1995	JP 3251729 B2 JP 7053995 A CN 1104423 A ,B DE 69428847 D1 DE 69428847 T2 EP 0639636 A2 ES 2166366 T3 US 5739168 A US 6066674 A JP 7109204 A	28-01-2002 28-02-1995 05-07-1995 06-12-2001 11-04-2002 22-02-1995 16-04-2002 14-04-1998 23-05-2000 25-04-1995