

(No Model.)

W. H. TYLER.  
CALF WEANER.

No. 481,985.

Patented Sept. 6, 1892.

FIG. 1.

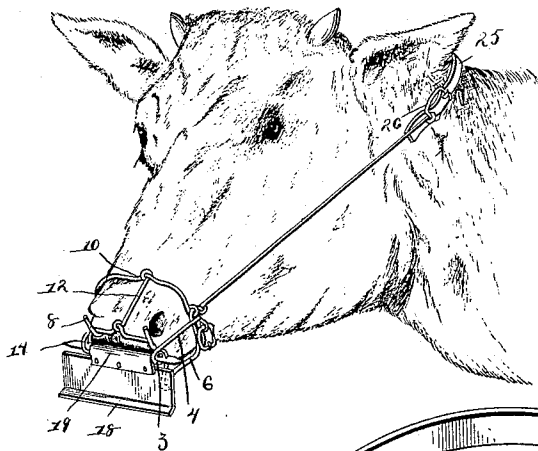


FIG. 2.

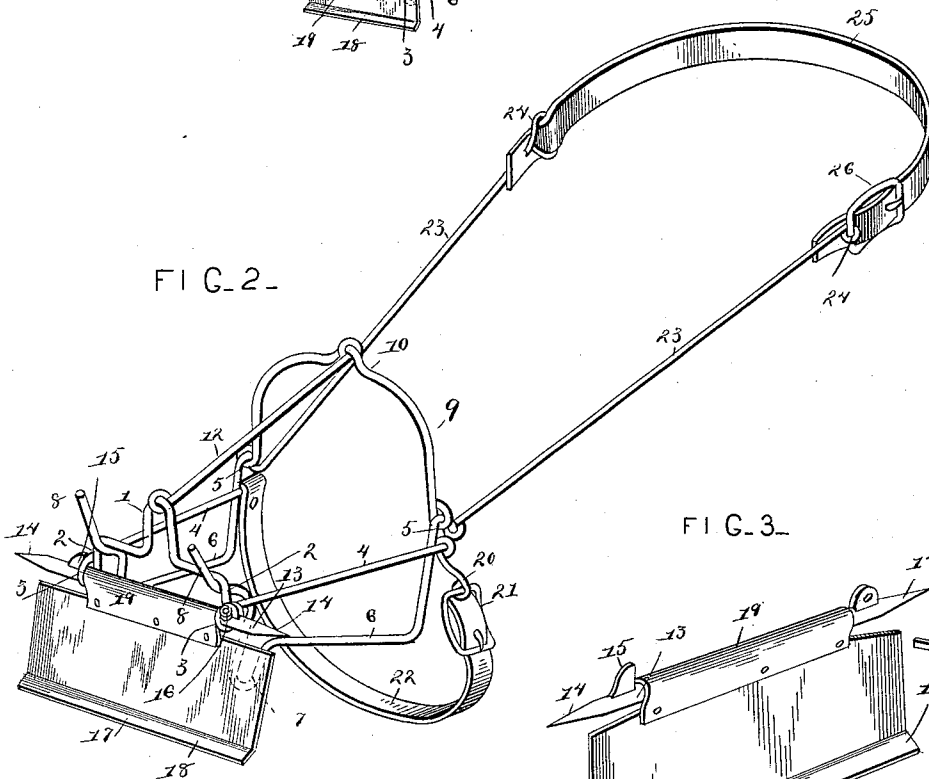
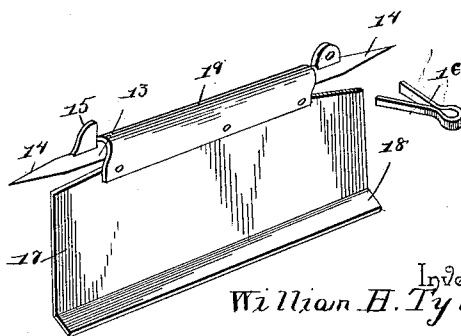


FIG. 3.



Witnesses:

*Geo. Frick.*

*W. S. Duval.*

By *his* Attorneys,

*C. A. Snow & Co.*

Inventor  
*William H. Tyler*

# UNITED STATES PATENT OFFICE.

WILLIAM H. TYLER, OF DAVID CITY, NEBRASKA.

## CALF-WEANER.

SPECIFICATION forming part of Letters Patent No. 481,985, dated September 6, 1892.

Application filed January 28, 1891. Serial No. 379,444. (No model.)

*To all whom it may concern:*

Be it known that I, WILLIAM H. TYLER, a citizen of the United States, residing at David City, in the county of Butler and State of Nebraska, have invented a new and useful Improvement in Calf or Colt Weaners, of which the following is a specification.

This invention relates to calf-weaners; and the objects in view are to provide a weaning device adapted to be applied to either calves or colts in such a manner as to prevent being torn from the same or disarranged and rendered inoperative, which is of cheap and simple construction, may be adjusted to fit variously-sized heads, and which will permit free use of the mouth when the head is lowered and obstruct the same when elevated.

Other objects and advantages of the invention will appear in the following description, and the novel features thereof will be particularly pointed out in the claims.

Referring to the drawings, Figure 1 is a perspective view of a calf-weaner constructed in accordance with my invention, showing the same applied. Fig. 2 is a detail in perspective of the weaner. Fig. 3 is a detail in perspective of the apron and its support.

Like numerals of reference indicate like parts in all the figures of the drawings.

In practicing my invention I employ wire of suitable size and strength and manipulate the same to form a muzzle designed to fit over the front, top, and sides of a calf's or colt's nose. I employ a wire blank of suitable length, bending the same at its center to form a kink 1 directly over the calf's nose, after which the terminals are laterally bent a short distance to form a nose-embracing frame, then are bent at a substantial right angle to depend at the sides of the nose, as at 2, after which they are each given a coil to form opposite eyes 3 at the side of the nose, thence are rearwardly disposed, forming horizontal side bars 4, are given a second coil, forming an eye 5 opposite the jaws of the calf, then depend to form a lower side bar 6, are carried forward and bent upon themselves to form apron-supporting projections 7, and pass under the angular bent portions 2 and terminate in upwardly projecting or inclined guards 8. This constitutes the main frame of the muzzle. In the eyes 5 are hooked the ends of an arch

9, provided at its center with a kink 10, said kink being connected with the central kink 1 of the main frame by a longitudinal bar 12, the ends of which are hooked over said kinks.

13 designates a cross-bar, which is supported by the two eyes 3, said cross-bar extending beyond the eyes and terminating in points 14. Near one point outside of one eye the bar is provided with a shoulder 15 and outside the opposite eye is perforated to receive a split key 16. The shoulder and key prevent any accidental displacement of the bar 13, while by removing the key said bar may be removed.

17 designates an apron formed of sheet metal and having its lower edge outwardly bent or turned, as at 18. The upper edge of the apron is reduced and bent to form a loop 19, which loosely receives the bar 13, said apron normally resting upon the supports 7.

A link of S shape depends loosely from one of the eyes 5, and in the lower end of the same is suspended a buckle 21. The buckle 21 is adjustably connected with the perforated end of a strap 22, which extends under the lower jaw of the animal and is connected at its opposite end to the opposite eye 5 of the main frame.

23 designates a pair of cheek-bars, also formed of wire. The forward ends of the cheek-bars are bent to engage the eyes 5 and at their rear ends terminate in eyes 24. A strap 25 passes through one of the eyes 24 and is provided with a perforation through which is passed the cheek-bar upon which said eye is formed, or said strap may be otherwise connected, and the opposite end of the strap is provided with adjusting-holes and connected with a buckle 26, loosely connected to the opposite eye 24 of the cheek-bar.

In use the muzzle is fitted over the nose of the calf or colt, the chin-strap being adjusted so as to give ease to the jaws, which may be readily determined by inserting two or three fingers under the same, after which the head-strap 25 is adjusted behind the ears and horns of the animal. This completes the adjustment and the animal is prevented from using its mouth except when its head is lowered to the ground, in which case the apron falls by gravity and assumes a vertical position and permits the animal to drink or graze. The

turned edge of the apron readily deflects the same when brought in contact with the ground, and also prevents the tongue of the animal from being cut. Should the animal  
5 raise its head, the apron lies directly over its mouth.

The object of these improvements over my former patent is to devise an arrangement to hold the weaner on the head of the calf or  
10 colt without having to engage with the nostrils of the animal. The device for which a patent has previously been granted me (October 12, 1886, No. 350,797) cannot be used on colts for the reason that a weaner that en-  
15 gages the nostrils of an animal cannot be practically employed on a colt. Furthermore, there is no such danger of this improved device being torn off the head of the animal by brushing against wire fences as existed in  
20 my former contrivance, and, finally, there is no such liability of the wire frame freezing the nostrils of the animal, as heretofore.

Having described my invention, what I claim is—

25 1. The muzzle consisting of a nose-embracing frame having opposite front and rear pairs of eyes, opposite side bars terminating in front and rear eyes, the former engaging the rear eyes of the nose-frame, an arched  
30 piece 9, engaging the rear eyes of the nose-frame, in combination with a bar loosely mounted in the front pair of eyes, an apron loosely supported by the bar, a chin-strap connecting the eyes of the nose-frame, and a  
35 strap connecting the rear eyes of the cheek-bars, substantially as specified.

2. The herein-described calf-weaner, consisting of a piece of wire bent to form the central kink 1, diverged at opposite sides thereof  
40 to form a nose-embracing frame and bent at a right angle to form depending side por-

tions 2, coiled to form opposite eyes 3, and rearwardly-disposed side bars 4, coiled at the ends of said side bars and forwardly disposed and bent upon themselves to form supports  
45 7, upwardly disposed under the nose-frame and terminating beyond the same in guards, the arch-piece 9, and the connecting-bar 12, in combination with the apron-bar mounted in the eyes 3, terminating in points, the apron  
50 loosely supported thereby, the chin-strap connecting the rear eyes of the side bars, the opposite cheek-bars connecting said eyes, and the adjusting-strap connecting the rear ends of the cheek-bars, substantially as specified.  
55

3. In a muzzle, the nose-embracing frame having the kink 1, the eyes 3, and the side bars 4, the apron 17, hinged in the eyes 3, the lower side bars 6, terminating in apron-supporting projections 7 below the eyes 3, the  
60 arch 9, the strap 22, connecting the rear or inner ends of the bars 4 and 6, and means for connecting the muzzle upon the head of the animal, as set forth.

4. In a muzzle of the class described, the  
65 wire frame adapted to embrace the mouth and nostrils of a calf or colt and provided with a hinged apron 17, having its lower edge bent outwardly, as at 18, stops extending below and from the frame, and the frame below  
70 the pivot of the apron for preventing the rearward movement of the apron, and devices for connecting the muzzle to the head of an animal, as set forth.

In testimony that I claim the foregoing as  
75 my own I have hereto affixed my signature in presence of two witnesses.

WILLIAM H. TYLER.

Witnesses:

J. B. MORGAN,

I. T. McCaskey.