

(19) World Intellectual Property Organization
International Bureau



(43) International Publication Date
15 November 2001 (15.11.2001)

PCT

(10) International Publication Number
WO 01/85749 A1

(51) International Patent Classification⁷: C07H 19/04,
19/06, A61K 31/70, C07D 307/04

Christopher [GB/GB]; 2 Alfreda Road, Whitechurch,
Cardiff CF4 2EH (GB). **BALZARINI, Jan** [BE/BE];
Kapeldreef 20, B-3001 Heverlee (BE). **DE CLERCQ,
Erik** [BE/BE]; Parklaan 9, B-3360 Lovenjoel (BE).

(21) International Application Number: PCT/GB01/02004

(22) International Filing Date: 8 May 2001 (08.05.2001)

(74) Agents: **HOWARD, Paul, Nicholas** et al.; Carpmaels &
Ransford, 43 Bloomsbury Square, London WC1A 2RA
(GB).

(25) Filing Language: English

(26) Publication Language: English

(30) Priority Data:
0011203.7 9 May 2000 (09.05.2000) GB

(81) Designated States (*national*): AE, AG, AL, AM, AT, AU,
AZ, BA, BB, BG, BR, BY, BZ, CA, CH, CN, CO, CR, CU,
CZ, DE, DK, DM, DZ, EC, EE, ES, FI, GB, GD, GE, GH,
GM, HR, HU, ID, IL, IN, IS, JP, KE, KG, KP, KR, KZ, LC,
LK, LR, LS, LT, LU, LV, MA, MD, MG, MK, MN, MW,
MX, MZ, NO, NZ, PL, PT, RO, RU, SD, SE, SG, SI, SK,
SL, TJ, TM, TR, TT, TZ, UA, UG, US, UZ, VN, YU, ZA,
ZW.

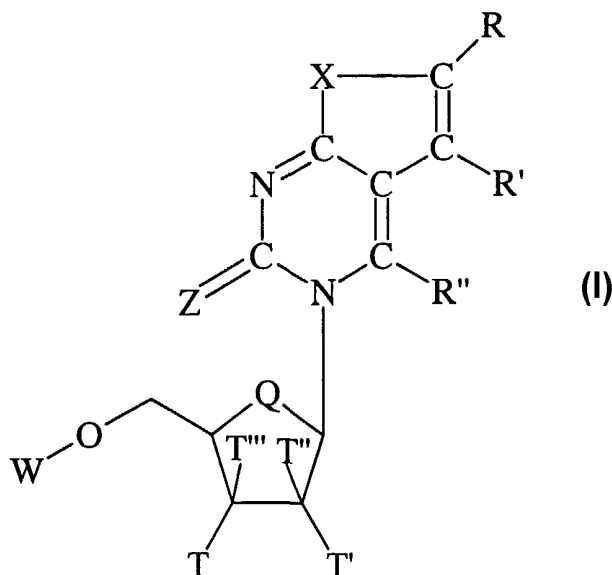
(71) Applicants (*for all designated States except US*): **UNI-
VERSITY COLLEGE CARDIFF CONSULTANTS
LIMITED** [GB/GB]; 56 Park Place, P.O. Box 497, Cardiff
CF1 3XR (GB). **REGA FOUNDATION** [BE/BE]; Min-
derbroedersstraat 10, B-3000 Leuven (BE).

(84) Designated States (*regional*): ARIPO patent (GH, GM,
KE, LS, MW, MZ, SD, SL, SZ, TZ, UG, ZW), Eurasian
patent (AM, AZ, BY, KG, KZ, MD, RU, TJ, TM), European
patent (AT, BE, CH, CY, DE, DK, ES, FI, FR, GB, GR, IE,
IT, LU, MC, NL, PT, SE, TR), OAPI patent (BF, BJ, CF,
CG, CI, CM, GA, GN, GW, ML, MR, NE, SN, TD, TG).

(72) Inventors; and
(75) Inventors/Applicants (*for US only*): **MCGUIGAN,**

[Continued on next page]

(54) Title: ANTI-VIRAL PYRIMIDINE NUCLEOSIDE ANALOGUES



(57) Abstract: A compound, which can show potent anti-viral activity against, for example, cytomegalo virus, has the formula (I), wherein R is selected from the group comprising, optionally substituted, C₅ to C₂₀ alkyl and, optionally substituted, C₅ to C₂₀ cycloalkyl; R' is selected from the group comprising hydrogen, alkyl, cycloalkyl, halogens, amino, alkylamino, dialkylamino, nitro, cyano, alkoxy, aryloxy, thiol, alkylthiol, arylthiol, alkyl; R'' is selected from the group comprising hydrogen, alkyl, cycloalkyl, halogens, alkoxy, aryloxy and aryl; Q is selected from the group comprising O, NH, S, N-alkyl and CY₂, where Y may be the same or different and is selected from H, alkyl and halogens; X is selected from the group comprising O, NH, S, Se, N-alkyl, (CH₂)_n where n is 1 to 10, and CY₂ where Y may be the same or different and is selected from hydrogen, alkyl and halogens; Z is selected from the group comprising O, S, NH, and N-alkyl; T is selected from the group comprising H, halogens, alkyl (C₁ to C₁₀), O-alkyl (C₁ to C₁₀), N₃ and CN; T' is selected from the group comprising

H, halogens, O-alkyl (C₁ to C₁₀), N₃ and CN; or T and T' together form a bridge which is selected from the group comprising -O-, -NH- and -(CH₂)_p- wherein p is an integer from 1 to 6; T'' is selected from the group comprising H, OH, halogens, N₃ and CN; T''' is selected from the group comprising H, OH, halogens, N₃ and CN; or T'' and T''' together form a bridge which is selected from the group comprising -O-, -NH- and -(CH₂)_p- wherein p is an integer from 1 to 6; or T and T''' together form =CH₂; and W is selected from the group comprising H, a phosphate group a phosphonate group; and a pharmacologically acceptable salt, derivative or pro-drug thereof.

WO 01/85749 A1



Published:

- *with international search report*
- *before the expiration of the time limit for amending the claims and to be republished in the event of receipt of amendments*

For two-letter codes and other abbreviations, refer to the "Guidance Notes on Codes and Abbreviations" appearing at the beginning of each regular issue of the PCT Gazette.

ANTI-VIRAL PYRIMIDINE NUCLEOSIDE ANALOGUES

The present invention relates to a new class of nucleoside analogues and to their therapeutic use in the prophylaxis and treatment of viral infection for example by cytomegalo virus (CMV). Cytomegalo virus is the aetiological agent in CMV retinitis and other viral infections, which can cause considerable human illness and suffering.

There has been considerable interest in the development of 5-substituted pyrimidine deoxynucleosides as putative antiviral agents.

10

WO 98/49177 describes a class of 5-substituted pyrimidine deoxynucleosides which demonstrate antiviral activity. A representative of the class of compounds disclosed is 3-(2'-deoxy- β -D-ribofuranosyl)-6-decyl-2,3-dihydrofuro[2,3-d]pyrimidin-2-one, which is said in WO 98/49177 to show potent anti-Varicella zoster virus (VZV) activity. The compound 6-(9-chlorononyl)-3-(4-hydroxy-5-(hydroxymethyl)tetrahydro-2-furanyl)-2,3-dihydrofuro[2,3-d]pyrimidin-2-one is also described in WO 98/49177 and is said to demonstrate anti-CMV activity.

J. Med. Chem. 1999, 42, 4479, C. McGuigan, C. J. Yarnold, G. Jones, S. Velazquez, H. Barucki, A. Brancale, G. Andrei, R. Snoeck, E. de Clercq and J. Balzarini describes a series of 3-(2'-deoxy- β -D-ribofuranosyl)-2,3-dihydrofuro[2,3-d]pyrimidin-2-one compounds substituted at the 6- position with alkyl moieties of chain length varying from C5 to C12. Data is given demonstrating anti-VZV activity of the compounds. The same compounds are said on further evaluation to indicate, at 100 μ M, a complete absence of anti-viral activity against CMV.

25

Tetrahedron Letters, 22, 421, 1981, M.J. Robins and P.J. Barr describes a method of coupling terminal alkynes with protected 5-iodouracil nucleotides in the presence of a catalyst to give the corresponding 5-(alkyn-1-yl) uracil nucleosides.

30

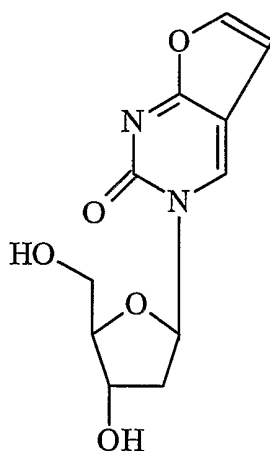
J. Med. Chem. 26, 661, 1983, E. de Clercq, J. Descamps, J. Balzarini, J. Giziewicz, P.J. Barr and M.J. Robins describes a catalytic process for coupling terminal alkynes with 5-iodo-1-(2,3,5,-tri-O-p-toluyyl- β -D-arabinofuranosyl)uracil and 5-iodo-3',5'-di-O-p-toluyyl-2'-

deoxyuridine. A cyclized by-product having methyl substituted at the 6-position was isolated and characterised spectroscopically.

J. Org. Chem. 48, 1854, 1983, M.J. Robins and P.J. Barr describes catalytic coupling of terminal alkynes with 5-iodo-1-methyluracil and 5-iodouracil nucleotides protected as their p-toluyyl esters. The article also describes the conversion of 5-hexynyl-2'-deoxyuridine to cyclized 6-n-butyl-3-(2-deoxy- β -D-erythro-pentofuraoxyl)furano[2,3-d] pyrimidin-2-one.

Tetrahedron Letters 29, 5221, 1988, K.A. Cruickshank and D.L. Stockwell describes the catalytic condensation of 5'-dimethoxytrityl-5-iodo-2'-deoxyuridine with N-trifluoroacetylpropargylamine and subsequent conversion to the 3'-phosphoramidite.

J. Heterocyclic Chem. 28, 1917, 1991, R. Kumar, E.E. Knaus and L.I. Wiebe describes a reaction employing 5-(1-fluoro-2-bromoethyl)-3',5'-di-O-acetyl-2'-deoxyuridine and producing a compound having the formula:

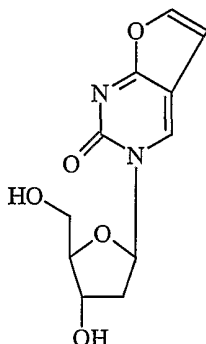


J. Org. Chem. 1993, 58, 6614, G.T. Crisp and B.L. Flynn describes palladium catalysed couplings of terminal alkynes with a variety of oxyuridines. One coupling described is that between 5-ethynyl-2'-deoxyuridine and a range of fluorinated aryl compounds.

20

Nucleic Acids Research 1996, 24, 2470, J. Woo, R.B. Meyer and H.B. Gamper describes a process for the preparation of 3-(2'-deoxy- β -D-ribofuranosyl)-pyrrolo-[2,3-d]-pyrimidine-2(3H)-one.

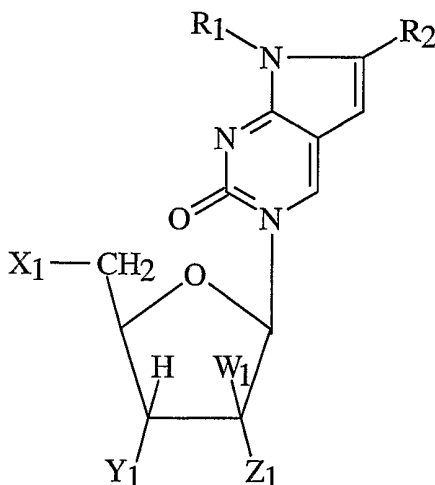
Can. J. Chem. 74, 1609, 1996, R. Kumar, L.I. Wiebe, E.E. Knaus describes a range of deoxyuridine compounds and their various anti-viral activity. A compound of the formula:



was found to be inactive in the vitro assays against HSV-1, HSV-2, VZV and CMV.

5

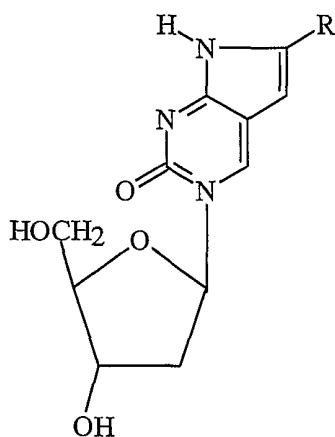
JP 62255499 (Teijin Ltd) describes the preparation of fluorescent nucleosides or nucleotides and their use for DNA hybridization probes. The compounds described have the general formula:



10

wherein X_1 and Y_1 are $\text{HO}[\text{P}(\text{O})(\text{OH})\text{O}]_n$, Z_1 is H or $\text{HO}[\text{P}(\text{O})(\text{OH})\text{O}]_m$, with m and $n = 0$ to 3, W_1 is H or HO and R_1 and R_2 are H or C_1 to C_{10} alkyl.

Nippon Kagaku Kaishi 7, 1214, 1987 describes the synthesis of fluorescent dodecadeoxy
15 ribonucleotides having the general formula:



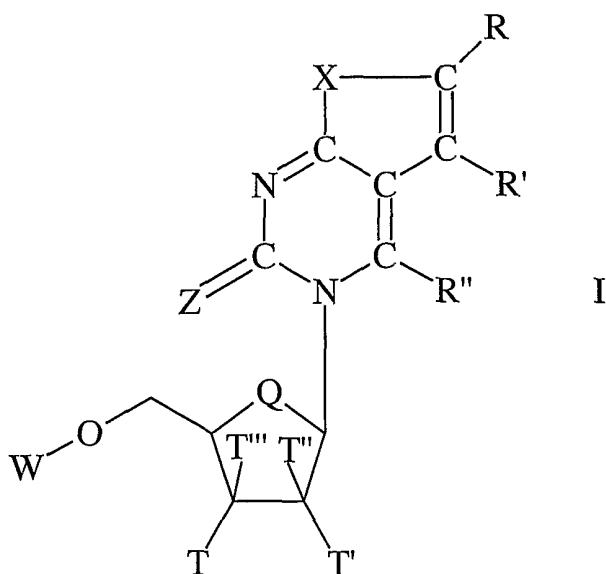
where R can be H or butyl.

It is an object of the present invention to provide a novel class of nucleoside analogues.

5

It is a further object of the present invention to provide a novel class of nucleoside analogues for therapeutic use in the prophylaxis and treatment of viral infection for example by cytomegalo virus.

10 According to a first aspect of the present invention there is provided a compound having formula I as follows:



wherein

R is selected from the group comprising, optionally substituted, C₅ to C₂₀ alkyl and, optionally substituted C₅ to C₂₀ cycloalkyl;

- 5 R' is selected from the group comprising hydrogen, alkyl, cycloalkyl, halogens, amino, alkylamino, dialkylamino, nitro, cyano, alkoxy, aryloxy, thiol, alkylthiol, arylthiol, and aryl;

R'' is selected from the group comprising hydrogen, alkyl, cycloalkyl, halogens, alkoxy,
10 aryloxy and aryl;

Q is selected from the group comprising O, NH, S, N-alkyl and CY₂, where Y may be the same or different and is selected from H, alkyl and halogens;

- 15 X is selected from the group comprising O, NH, S, Se, N-alkyl, (CH₂)_n where n is 1 to 10, and CY₂, where Y may be the same or different and is selected from hydrogen, alkyl and halogens;

Z is selected from the group comprising O, S, NH and N-alkyl;
20

T is selected from the group comprising H, halogens, alkyl (C₁ to C₁₀), O-alkyl (C₁ to C₁₀), N₃ and CN;

T' is selected from the group comprising H, halogens, O-alkyl (C₁ to C₁₀), N₃ and CN;
25

or T and T' together form a bridge which is selected from the group comprising -O-, -NH- and -(CH₂)_p- wherein p is an integer from 1 to 6;

T'' is selected from the group comprising H, OH, halogens, N₃ and CN;
30

T''' is selected from the group comprising H, OH, halogens, N₃ and CN;

or T'' and T''' together form a bridge which is selected from the group comprising -O-, -NH- and $-(CH_2)_p-$ wherein p is an integer from 1 to 6;

or T and T''' together form $=CH_2$; and

5

W is selected from the group comprising H, a phosphate group and a phosphonate group.

Essential to the present class of compounds is the presence of a saturated $-CTT'''-CT'T''-$ bond, in which T is not OH, opposite Q in the Q-containing five membered ring. The compounds of the present invention are therefore dideoxy compounds. Preferably T is H. More preferably each of T, T', T'' and T''' is H. Surprisingly, members of the present class of compounds can display potent anti-viral activity against CMV, but not against VZV.

10

The compounds of the present invention are therefore in direct contrast to the 2'-deoxy compounds as described in the J. Med. Chem. 1999, 42, 4479 reference mentioned above, which prior art compounds display potentially useful activity against VZV, but not against CMV.

15

Members of the present class of compounds of the present invention can moreover display potent anti-CMV activity at toxicity levels compatible with the use of the compounds as a drug to be administered to a patient.

20

As is well-known, a sugar moiety is capable of interacting directly with a strand of DNA. Although we do not wish to be bound by any theory, the absence of a sugar group as a substituent on the nucleoside group in the present compounds suggests that the mechanism by which they act against, for example, CMV will be different to that employed against VZV by the sugar group-containing compounds described in the above mentioned 1999 J. Med. Chem. article.

25

It is to be understood that the present invention extends to compounds according to formula I wherein the group W is modified to any pharmacologically acceptable salt or derivative of -H, phosphates or phosphonates. The present invention also includes any compound which is a pro-drug of the compound according to formula I, any such pro-drug being provided by

30

modification of the moiety W, wherein W is selected from phosphates and derivatives thereof, and phosphonates and derivatives thereof.

Each of R, R' and R" may be substituted or unsubstituted and may be branched or
5 unbranched. When any of R, R' and R" are alkyl or cycloalkyl, they may be saturated or unsaturated. "Alkyl" is therefore taken to include any aliphatic hydrocarbyl radical, including alkenyl and alkynyl groups, and "cycloalkyl" to include any cycloaliphatic hydrocarbyl radical, including alkenyl and alkynyl groups.

10 The nature, position and number of any substituents and unsaturation present in R, R' or R" may be varied.

Preferably R is an alkyl group. Preferably R is a straight chain alkyl group. Preferably R is an unsubstituted alkyl group. Preferably R is a saturated alkyl group.

15

Preferably R is a C₇ to C₁₃ alkyl group. More preferably R is a C₈ to C₁₂ alkyl group, even more preferably a C₉ to C₁₁ alkyl group. Particularly preferred is R being a C₉ or C₁₀ alkyl group.

20 Examples of suitable substituents on R include OH, halogens, amino, CN, COOH, CO₂alkyl(C₁ to C₅), CONH₂, CONHalkyl(C₁ to C₅), O-alkyl(C₁ to C₅), SH, S-alkyl(C₁ to C₅) and NO₂, and aryl(5 to 10 ring atoms), wherein said alkyl(C₁ to C₅) and said aryl moieties are each optionally substituted.

25 Substituents on the said alkyl(C₁ to C₅) moiety, which is preferably straight chain, can be selected from the group comprising OH, halogens, amino, CN, SH and NO₂, and is preferably a halogen, more preferably chlorine. Where the said alkyl moiety is C₂ to C₅, the substituent is preferably at the terminus position.

30 Substituents on the said aryl moiety can be selected from the group comprising OH, halogens, amino, CN, NO₂, and C₁ to C₁₀ alkyl, which C₁ to C₁₀ alkyl moiety is optionally substituted with a member selected from the group comprising OH, halogens, amino, CN, SH, NO₂.

The said aryl moiety can comprise aryl or heteroaryl groups. Any ring heteroatoms may vary in position or number. Suitably 1, 2, 3 or 4 hetero ring atoms may be present, preferably selected, independently, from O, N and S. The said aryl moiety can comprise one, or two fused, 5, 6 or 7 membered rings. Suitably, where an aryl moiety is present in R, R in total can
5 comprise, optionally substituted, $-(CH_2)_n$ -aryl- $(CH_2)_m$ H, where n is at least 5, m is at least 1, $n + m \leq 10$ and the aryl is preferably C_6H_4 . Preferred aryl moieties present as a substituent in R include benzyl and heterosubstituted 5, 6 or 7 membered rings.

Where R is a straight chain alkyl group, a preferred position for substitution is the terminus
10 position.

Suitably any substituent in R is non-polar, more suitably any such substituent is additionally hydrophobic. Preferred substituents on R include halogen and O-alkyl (C_1 to C_5). Particularly preferred is O-alkyl with C_4 , optionally terminally substituted with a halogen, preferably
15 chlorine.

When R is a cycloalkyl group, it suitably comprises 5 to 12 ring carbon atoms arranged in one or two adjoining rings.

20 Suitably R' is selected from the group comprising H, C_1 to C_{10} alkyl, C_3 to C_{10} cycloalkyl, C_1 to C_{10} alkylamino, C_1 to C_{10} dialkylamino, C_1 to C_{10} alkyloxy, C_6 to C_{10} aryloxy, C_1 to C_{10} alkylthiol, C_6 to C_{10} arylthiol and C_6 to C_{10} aryl.

Suitably R'' is selected from the group comprising H, C_1 to C_{10} alkyl, C_3 to C_{10} cycloalkyl, C_1
25 to C_{10} alkyloxy, C_6 to C_{10} aryloxy and C_6 to C_{10} aryl.

Preferably each of R' and R'' is a small alkyl i.e. a C_1 to C_2 alkyl group or H. More preferably each of R' and R'' is H.

30 Throughout the present specification "halogen" is taken to include any of F, Cl, Br and I.

Preferably Q is CH_2 , S or O. More preferably Q is O. Where Q is N-alkyl, suitably the alkyl is C_1 to C_5 alkyl. Where Q is CY_2 and includes a halogen, the halogen is preferably fluorine.

Where Q is CY_2 and one or two of Y are alkyl, suitably the alkyl is C_1 to C_5 alkyl. Where Q is CY_2 , Y is preferably H.

Preferably X is O, S or NH. More preferably X is O. Where X is $(CH_2)_n$, n is preferably 1 or 2, most preferably 1. Suitably when X is N-alkyl, alkyl is C_1 to C_5 alkyl. Suitably when X is CY_2 , at least one Y is C_1 to C_5 alkyl. When X is CY_2 and each Y is alkyl, each alkyl is suitably C_1 to C_5 .

Preferably Z is O. Where Z is N-alkyl, suitably the alkyl is C_1 to C_5 alkyl.

10

Preferably T'' is selected from H, F, Cl, Br and OH, with each of T, T' and T''' being H, or preferably T'' is selected from H, F, Cl and Br, with T' being selected from respectively H, F, Cl and Br, and T and T''' being H. Most preferably each of T, T', T'' and T''' is H.

15 Alternative preferred options include T' and T'' each being F, with T and T''' each being H, and T''' being selected from F, Cl and Br, with each of T'' and T' being selected from F, Cl, Br and OH, and T being H.

Where either of T and T' or T'' and T''' together form a bridge, the bridge is preferably -O-.

20 A bridge formed by T'' and T''' is preferable, with T and T' each being H.

When W is a moiety which renders the compound a pro-drug of the compound according to formula I it is to be understood that the term pro-drug includes the corresponding free base of each of the nucleosides described. The free base may moreover have direct antiviral action not
25 dependent on metabolism to the corresponding nucleoside analogue.

It is also to be understood that "phosphate" includes diphosphates and triphosphates and "phosphonate" includes diphosphonates and triphosphonates. Hence W includes pharmacologically acceptable salts and derivatives of phosphates, diphosphates and
30 triphosphates and of phosphonates, diphosphonates and triphosphonates. It also includes any moiety which provides a compound which is a pro-drug of the compound according to formula I, wherein W is selected from phosphates, diphosphates and triphosphates and

derivatives thereof, and phosphonates, diphosphonates and triphosphonates and derivatives thereof.

Each compound may be the pure stereoisomer coupled at each of its chiral centres or it may
5 be inverted at one or more of its chiral centres. It may be a single stereoisomer or a mixture
of two or more stereoisomers. If it is a mixture the ratio may or may not be equimolar.
Preferably the compound is a single stereoisomer. The compound may be in either
enantiomeric form i.e. it may be either the D or L enantiomer either as a single stereoisomer
or as a mixture of the two enantiomers. The D enantiomers are preferred.

10

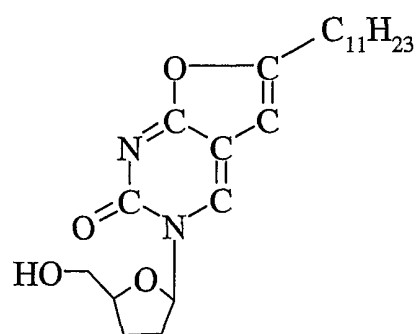
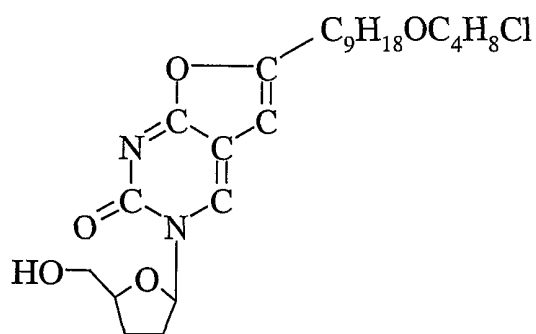
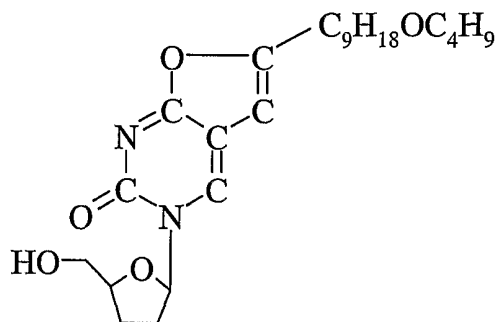
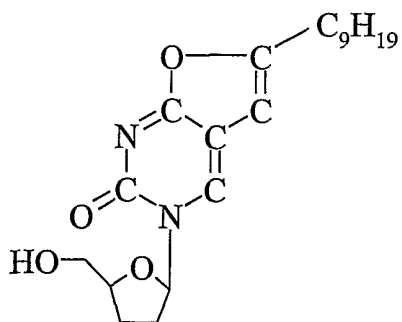
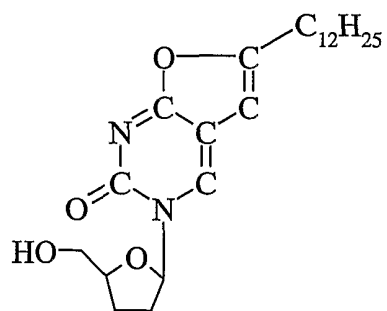
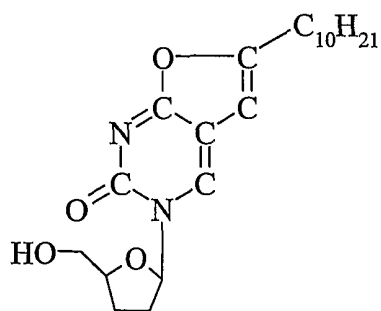
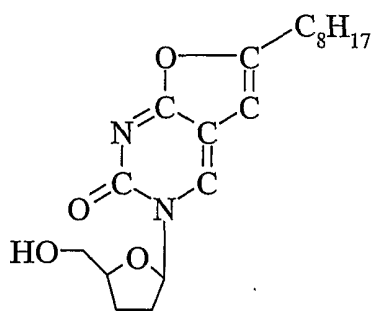
It is to be understood that the present invention extends to compounds wherein the phosphate,
if present, has been modified as well known to a person skilled in art.

Particularly preferred compounds embodying the present invention have the following
15 formulae:

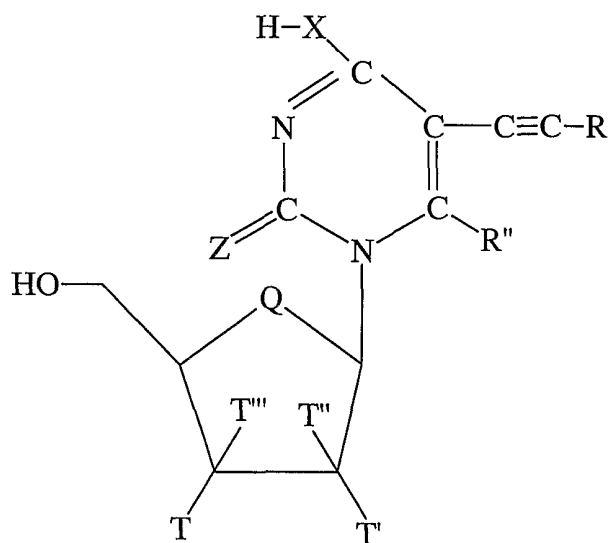
20

25

11



According to a further aspect of the present invention there is provided a method for preparing compounds having Formula I above wherein a 5-halo nucleoside analogue is contacted with a terminal alkyne in the presence of a catalyst. Alternatively 5-alkynyl nucleoside can be cyclised in the presence of a catalyst. Suitably the catalyst is a copper catalyst. The 5-alkynyl nucleoside has the general formula:



Compounds embodying the present invention can show anti-viral activity. In particular, it has surprisingly been found that compounds embodying the present invention can show antiviral activity against for example cytomegalo virus.

According to a further aspect of the present invention there is provided a compound according to the present invention for use in a method of treatment, suitably in the prophylaxis or treatment of a viral infection, preferably a cytomegalo viral infection.

According to a further aspect of the present invention there is provided use of a compound according to the present invention in the manufacture of a medicament for the prophylaxis or treatment of viral infection, preferably a cytomegalo viral infection.

20

According to a further aspect of the present invention there is provided a method of prophylaxis or treatment of viral infection, preferably a cytomegalo viral infection,

comprising administration to a patient in need of such treatment an effective dose of a compound according to the present invention.

According to a further aspect of the present invention there is provided use of a compound of
5 the present invention in the manufacture of a medicament for use in the prophylaxis or treatment of a viral infection, particularly an infection with cytomegalo virus.

According to a further aspect of the present invention there is provided a pharmaceutical composition comprising a compound of the present invention in combination with a
10 pharmaceutically acceptable excipient.

According to a further aspect of the present invention there is provided a method of preparing a pharmaceutical composition comprising the step of combining a compound of the present invention with a pharmaceutically acceptable excipient.

15

The medicaments employed in the present invention can be administered by oral or parenteral routes, including intravenous, intramuscular, intraperitoneal, subcutaneous, transdermal, airway (aerosol), rectal, vaginal and topical (including buccal and sublingual) administration.

20 For oral administration, the compounds of the invention will generally be provided in the form of tablets or capsules, as a powder or granules, or as an aqueous solution or suspension.

Tablets for oral use may include the active ingredient mixed with pharmaceutically acceptable excipients such as inert diluents, disintegrating agents, binding agents, lubricating agents,
25 sweetening agents, flavouring agents, colouring agents and preservatives. Suitable inert diluents include sodium and calcium carbonate, sodium and calcium phosphate, and lactose, while corn starch and alginic acid are suitable disintegrating agents. Binding agents may include starch and gelatin, while the lubricating agent, if present, will generally be magnesium stearate, stearic acid or talc. If desired, the tablets may be coated with a material such as
30 glyceryl monostearate or glyceryl distearate, to delay absorption in the gastrointestinal tract.

Capsules for oral use include hard gelatin capsules in which the active ingredient is mixed with a solid diluent, and soft gelatin capsules wherein the active ingredient is mixed with water or an oil such as peanut oil, liquid paraffin or olive oil.

- 5 Formulations for rectal administration may be presented as a suppository with a suitable base comprising for example cocoa butter or a salicylate.

Formulations suitable for vaginal administration may be presented as pessaries, tampons, creams, gels, pastes, foams or spray formulations containing in addition to the active
10 ingredient such carriers as are known in the art to be appropriate.

For intramuscular, intraperitoneal, subcutaneous and intravenous use, the compounds of the invention will generally be provided in sterile aqueous solutions or suspensions, buffered to an appropriate pH and isotonicity. Suitable aqueous vehicles include Ringer's solution and
15 isotonic sodium chloride. Aqueous suspensions according to the invention may include suspending agents such as cellulose derivatives, sodium alginate, polyvinyl-pyrrolidone and gum tragacanth, and a wetting agent such as lecithin. Suitable preservatives for aqueous suspensions include ethyl and n-propyl p-hydroxybenzoate.

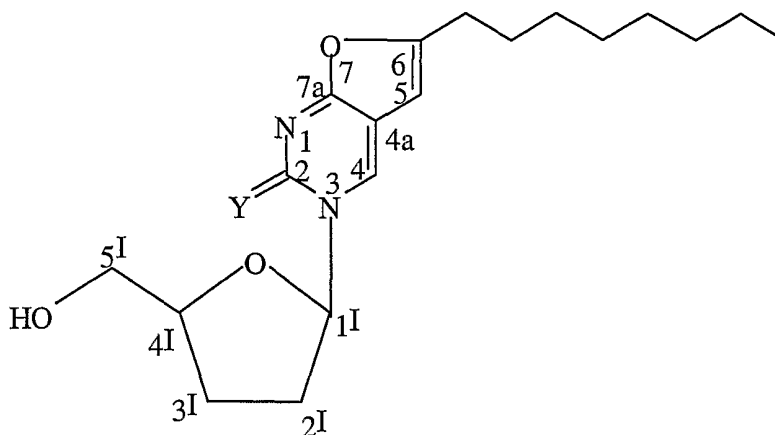
- 20 The compounds of the invention may also be presented as liposome formulations.

In general a suitable dose will be in the range of 0.1 to 300 mg per kilogram body weight of the recipient per day, preferably in the range of 1 to 25 mg per kilogram body weight per day and most preferably in the range 5 to 10 mg per kilogram body weight per day. The desired
25 dose is preferably presented as two, three, four, five or six or more sub-doses administered at appropriate intervals throughout the day. These sub-doses may be administered in unit dosage forms, for example, containing 10 to 1500 mg, preferably 20 to 1000 mg, and most preferably 50 to 700 mg of active ingredient per unit dosage form.

- 30 Embodiments of the present invention will now be described by way of example only.

Experimental

In the following examples the bicyclic rings of the compounds are numbered following recommended IUPAC guidelines. Thus 3-(2'3'-dideoxy-ribo- β -D-furanosyl)-6-octyl-2,3-dihydrofuro [2,3-d]pyrimidin-2-one has the structure and is numbered as follows:



5

All ^1H and ^{13}C -NMR spectra were recorded on a Bruker Avance DPX300 spectrometer at 300 MHz and 75 MHz respectively. Chemical shifts were recorded in parts per million (ppm) downfield from tetramethylsilane.

- 10 Low resolution mass spectra were recorded on a Fisons Instruments VG Platform Electrospray mass spectrometer run in either positive or negative ion mode, with acetonitrile/water as the mobile phase.

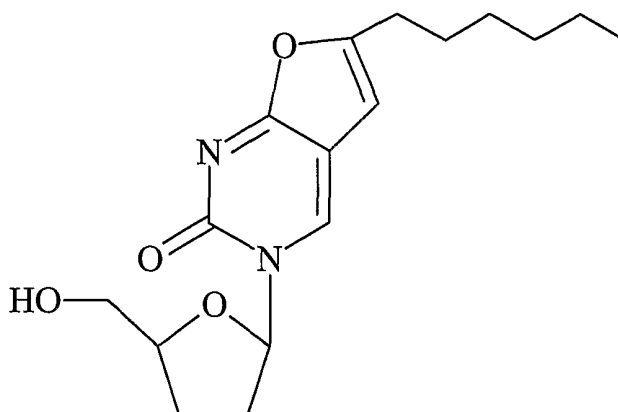
Examples 1 to 9

15

Examples 1 to 9 each embody the present invention and illustrate the effect of chain length in the alkyl group R. In terms of Formula I above each compound had the following components $\text{X}=\text{O}$, $\text{Z}=\text{O}$, $\text{Q}=\text{O}$, $\text{T}=\text{T}'=\text{T}''=\text{T}'''=\text{H}$, $\text{W}=\text{H}$ and $\text{R}''=\text{R}'=\text{H}$.

20 Example 1

3-[2',3'-dideoxy-ribo- β -D-furanosyl]-6-hexyl-2,3-dihydrofuro[2,3-d]pyrimidin-2-one



To a solution of 2',3'-dideoxy-5-iodouridine (350 mg, 1.035mmol) in dry dimethylformamide (25ml) at room temperature under N₂ atmosphere were added diisopropylethylamine (267mg, 2.07 mmol, 2eq, 0.36 ml), 1-octyne (342 mg, 3.106mmol, 5 3eq, 0.45 ml), tetrakis (triphenylphosphine) palladium (0) (120 mg, 0.104mmol, 0.1 eq) and copper (1) iodide (39 mg, 0.206 mmol, 0.2 eq). The above reaction mixture was stirred at room temperature for 16 h under nitrogen. To the resulting solution copper (1) iodide (39mg, 0.206 mmol, 0.2 eq) and triethylamine (10ml) were added and the solution was heated to 70-80°C for 6 h. Solvent was removed under high vacuum.

10 Dichloromethane and methanol (1:1) 50 ml mixture was added to the above residue and to this solution an excess of Amberlite IRA-400 (HCO₃⁻form) was added and the resulting mixture was stirred at room temperature for 1h. The resin was filtered, washed with methanol and the combined filtrate was evaporated to dryness to afford a dark brown residue. This was purified by flash column chromatography eluting with 6% methanol in

15 ethyl acetate to afford a pale yellow oil (150mg, 45%) which gave a white solid on trituration with ethyl acetate.

¹HNMR (d₆-DMSO): δ 8.82 (1H, S, H-4), 6.40(1H, S, H-5), 5.98 (1H, m, H-1'), 5.19 (1H, t, J=5.3Hz, 5'-OH), 4.15(1H, m, H-4'), 3.82(1H, m, H-5'), 3.63 (1H, m, H-5'), 2.62(2H, t, 20 J=7.3HZ, α-CH₂), 2.48 (1H, m, H-2'), 1.99 (1H, m, H-2'), 1.78 (2H, m, H-3'), 1.60-1.22 (8H, m, 4xCH₂), 0.83 (3H, t, J=6.9Hz, CH₃).

¹³CNMR (d₆-DMSO): δ 171.4(C-7a), 158.3(C-2), 154.1(C-6), 137.3 (C-4), 106.1 (C-4a), 100.1 (C-5), 88.3 (C-1'), 83.4 (C-4'), 61.6 (C-5'), 33.4 (C-2'), 31.2 (C-3'), 28.3, 27.6, 25 26.7, 23.9, 22.3 (5xCH₂), 14.2 (CH₃)

MS (ES+), m/z 344 (10%, $[MNa+1]^+$), 343 (100%, $[MNa]^+$), 243 (15%, $[Base Na]^+$).

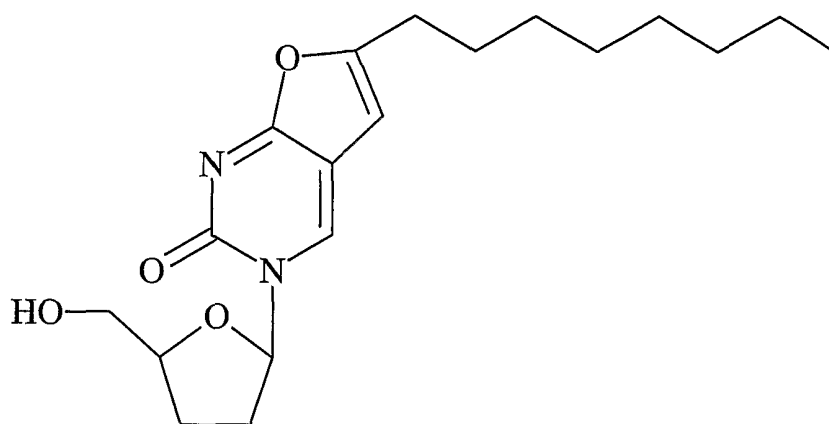
$C_{17}H_{24}N_2O_4Na$ requires 343.1634, observed 343.1633.

Found: C, 63.51%; H, 7.70%; N, 8.71%. $C_{17}H_{24}N_2O_4$ requires: C, 63.73%; H, 7.55%;

5 N, 8.74%.

Example 2

3-[2'3'-dideoxy-ribo- β -D-furanosyl]-6-octyl-2,3-dihydrofuro[2,3-d]pyrimidin-2-one



10

To a solution of 2',3'-dideoxy-5-iodouridine (400mg, 1.18 mmol) in dry dimethylformamide (30ml) at room temperature under N_2 atmosphere were added diisopropylethylamine (305mg, 2.36 mmol, 2eq, 0.41 ml), 1-decyne (491 mg, 3.55 mmol, 3eq, 0.64 ml), tetrakis (triphenylphosphine) palladium (0) (136 mg, 0.117 mmol, 0.1eq) and copper (1) iodide (45 mg, 0.236 mmol, 0.2eq). The above reaction mixture was stirred at room temperature for 14 h under nitrogen. To the resulting solution copper (1) iodide (45 mg, 0.236 mmol, 0.2 eq) and triethylamine (10ml) were added and the solution was heated to 70-80°C for 6 hours. Solvent was removed under high vacuum. Dichloromethane and methanol (1:1) 50 ml mixture was added to the above residue and to this solution an excess of amberlite IRA-400 (HCO_3^- form) was added and the resulting mixture was stirred at room temperature for 1 hour. The resin was filtered, washed with methanol and the combined filtrate was evaporated to dryness to afford a dark brown residue. This was purified by flash column chromatography eluting with 5% methanol in ethyl acetate to afford a pale yellow oil (140mg, 42%) which gave a white solid on trituration with ethyl acetate.

15

20

25

¹HNMR (d₆-DMSO): δ 8.85 (1H, S, H-4), 6.43(1H, S, H-5), 6.01(1H, m, H-1'), 5.22(1H, t, J=5.1 Hz, 5'-OH), 4.18 (1H, m, H-4'), 3.84(1H, m, H-5'), 3.66 (1H, m, H-5'), 2.64 (2H, t, J=7.2 HZ, α-CH₂), 2.48 (1H, m, H-2'), 1.97 (1H, m, H-2'), 1.78 (2H, m, H-3'), 1.63-1.25
5 (12H, m, 6xCH₂), 0.85 (3H, t, J=6.9 Hz, CH₃).

¹³CNMR (d₆-DMSO): δ 170.8(C-7a), 157.7(C-2), 153.5 (C-6), 136.7(C-4), 105.5 (C-4a), 99.4 (C-5), 87.7 (C-1'), 82.7 (C-4'), 61.0 (C-5'), 32.8 (C-2'), 30.9 (C-3), 28.3, 28.2, 28.0, 27.0, 26.0, 23.2, 21.7 (7xCH₂), 13.6 (CH₃)

10

MS(ES+), m/z 372 (15%, [MNa+1]⁺), 371 (100%, [MNa]⁺), 271 (20%, [Base Na]⁺).

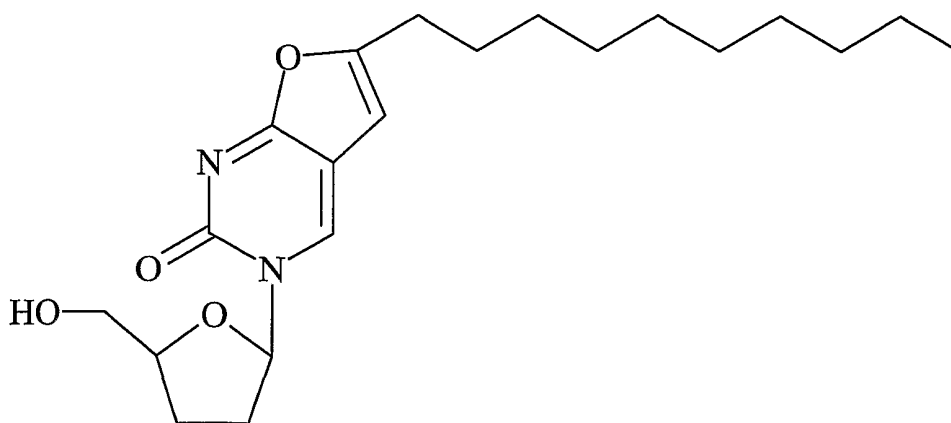
C₁₉H₂₈N₂O₄Na requires 371.1947, observed 371.1957

Found: C,65.51%; H,8.28%; N,8.11%. C₁₉H₂₈N₂O₄ requires: C,65.49%; H,8.10%; N,8.04%.

15

Example 3

3-[2', 3'-dideoxy-ribo-β-D-furanosyl]-6-decyl-2,3-dihydrofuro[2,3-d]pyrimidin-2-one



20

To a solution of 2'3'-dideoxy-5-iodouridine (400mg, 1.18 mmol) in dry dimethylformamide (20ml) at room temperature under N₂ atmosphere were added diisopropylethylamine (305mg, 2.36 mmol, 2eq, 0.41 ml), 1-dodecyne (588 mg, 3.54 mmol, 3eq, 0.71 ml) tetrakis (triphenylphosphine) palladium (0) (136 mg, 0.117 mmol,
25 0.1eq) and copper (I) iodide (45 mg, 0.236 mmol, 0.2 eq). The above reaction mixture

was stirred at room temperature for 18 h under nitrogen. To the resulting solution copper (1) iodide (45 mg, 0.236 mmol, 0.2 eq) and triethylamine (10ml) were added and the solution was heated to 70-80°C for 8h. Solvent was removed under high vacuum. Dichloromethane and methanol (1:1) 50 ml mixture was added to the above residue and to
5 this solution an excess of amberlite IRA-400 (HCO₃⁻form) was added and the resulting mixture was stirred at room temperature for 1h. The resin was filtered, washed with methanol and the combined filtrate was evaporated to dryness to afford a dark brown residue. This was purified by flash column chromatography eluting with 6% methanol in ethyl acetate to afford a pale yellow oil (360mg, 81%) which gave a white solid on
10 trituration with ethyl acetate.

¹H NMR (d₃-DMSO): δ 8.85(1H, S, H-4), 6.43(1H, S, H-5), 6.01(1H, m, H-1'), 5.21(1H, t, J=5.2Hz, 5'-OH), 4.18 (1H, m, H-4'), 3.84 (1H, m, H-5'), 3.65 (1H, m, H-5'), 2.64 (2H, t, J=7.3Hz, α-CH₂), 2.48 (1H, m, H-2') 1.97 (1H, m, H-2'), 1.78 (2H, m, H-3'), 1.63-
15 1.18(16H, m, 8xCH₂), 0.85 (3H, t, J=6.9Hz, CH₃).

¹³C NMR (d₆-DMSO): δ 171.4 (C-7a), 158.8 (C-2), 154.1 (C-6), 137.3, (C-4), 106.1 (C-4a), 100.1 (C-5), 88.3 (C-1'), 83.4 (C-4'), 61.6 (C-5'), 33.4 (C-2'), 31.6 (C-3'), 29.3, 29.0 28.6, 27.6, 26.7, 23.9, 22.4, (9xCH₂), 14.3 (CH₃)

20

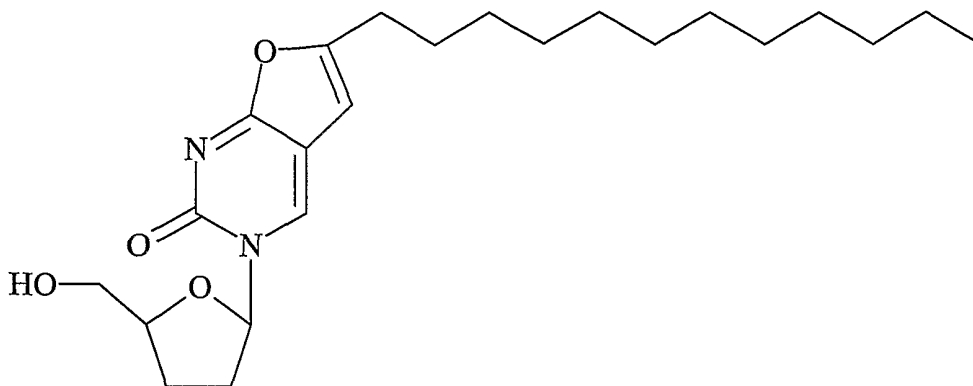
MS (ES+), m/z 399 (100%, [MNa]⁺), 299 (50%, [BaseNa]⁺).

C₂₁H₃₂N₂O₄Na requires 399.2260, observed 399.2254

Found: C,67.03%; H,8.61%; N,7.28%. C₂₁H₃₂N₂O₄ requires: C,66.99%; H,8.57%;
25 N,7.44%.

Example 4

3-[2',3'-dideoxy-ribo-β-D-furanosyl]-6-dodecyl-2,3-dihydrofuro[2,3-d]pyrimidin-2-one



To a solution of 2',3'-dideoxy-5-iodouridine (350mg, 1.035 mmol) in dry
 5 dimethylformamide (30ml) at room temperature under N₂ atmosphere were added
 diisopropylethylamine (267mg, 2.07 mmol, 2eq, 0.36 ml), 1-tetradecyne (604 mg,
 3.106mmol, 3eq, 0.76ml), tetrakis (triphenylphosphine) palladium (0) (120 mg, 0.104
 mmol, 0.1eq) and copper (1) iodide (39 mg, 0.206 mmol, 0.2eq). The above reaction
 mixture was stirred at room temperature for 18h under nitrogen. To the resulting solution
 10 copper (1) iodide (39mg, 0.206 mmol, 0.2eq) and triethylamine (10ml) were added and the
 solution was heated to 70-80°C for 6h. Solvent was removed under high vacuum.
 Dichloromethane and methanol (1:1) 50 ml mixture was added to the above residue and to
 this solution an excess of amberlite IRA-400 (HCO₃⁻form) was added and the resulting
 mixture was stirred at room temperature for 1h. The resin was filtered, washed with
 15 methanol and the combined filtrate was evaporated to dryness to afford a dark brown
 residue. This was purified by flash column chromatography eluting with 6% methanol in
 ethyl acetate to afford a pale yellow oil (230mg, 55%) which gave a white solid on
 trituration with diethyl ether.

20 ¹H NMR (d₆-DMSO): δ 8.82 (1H, s, H-4), 6.41 (1H, s, H-5), 6.03 (1H, m, H-1'), 5.09
 (1H, bs, 5'-OH), 4.17 (1H, m, H-4'), 3.80 (1H, m, H-5'), 3.67 (1H, m, H-5'), 2.64 (2H, t,
 J=7.3 Hz, α-CH₂), 2.45 (1H, m, H-2'), 1.97 (1H, m, H-2'), 1.78 (2H, m, H-3'), 1.63-
 1.25(20H, m, 10xCH₂), 0.87 (3H, t, J=6.9Hz CH₃).

^{13}C NMR ($\text{d}_3\text{-DMSO}$): δ 171.5 (C-7a), 158.4 (C-2), 154.2 (C-6), 137.2, (C-4), 106.2 (C-4a), 100.0 (C-5), 88.4 (C-1'), 83.2 (C-4'), 61.9 (C-5'), 33.3 (C-2'), 31.5 (C-3'), 29.2, 29.1, 28.9, 28.9, 28.6, 27.7, 26.7, 24.2, 22.3, (11x CH_2), 14.1 (CH_3).

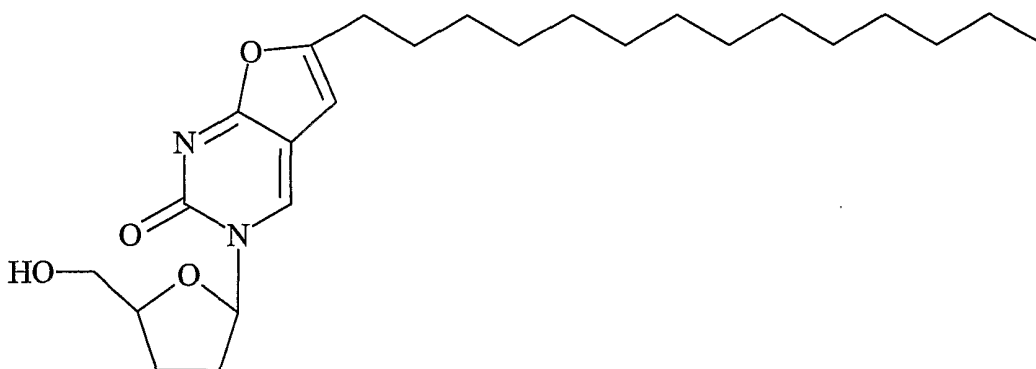
5 MS (ES+), m/z 443 (5%, $[\text{MK}]^+$), 428 (20%, $[\text{MNa+H}]^+$), 427 (100%, $[\text{MNa}]^+$) 327(30%, $[\text{BaseNa}]^+$).

$\text{C}_{23}\text{H}_{36}\text{N}_2\text{O}_4\text{Na}$ requires 427.2573, observed 427.2575

Found: C,68.53%; H,9.07%; N,6.84%. $\text{C}_{23}\text{H}_{36}\text{N}_2\text{O}_4$ requires: C,68.29%; H,8.97%;
10 N,6.92%.

Example 5

3-[2',3'-dideoxy-ribo- β -D-furanosyl]-6-tetradecyl-2,3-dihydrofuro[2,3-d]pyrimidin-2-
15 one



To a solution of 2',3'-dideoxy-5-iodouridine (350mg, 1.035 mmol) in dry dimethylformamide (25ml) at room temperature under N_2 atmosphere were added diisopropylethyl amine (267mg, 2.07 mmol, 2eq, 0.36 ml), 1-hexadecyne (690 mg, 3.106
20 mmol, 3eq, 0.86 ml), tetrakis (triphenylphosphine) palladium (0) (120 mg, 0.104 mmol, 0.1eq) and copper (1) iodide (39 mg, 0.206 mmol, 0.2eq). The above reaction mixture was stirred at room temperature for 16 h under nitrogen. To the resulting solution copper (1) iodide (39 mg, 0.206 mmol, 0.2eq) and triethylamine (10ml) were added and the solution was heated to 70-80°C for 8 hours. Solvent was removed under high vacuum.
25 Dichloromethane and methanol (1:1) 50 ml mixture was added to the above residue and to this solution an excess of amberlite IRA-400 (HCO_3^- form) was added and the resulting

mixture was stirred at room temperature for 1h. The resin was filtered, washed with methanol and the combined filtrate was evaporated to dryness to afford a dark brown residue. This was purified by flash column chromatography eluting with 5% methanol in ethyl acetate to afford an off white solid (250mg, 56%).

5

^1H NMR (CDCl_3): δ 8.74 (1H, s, H-4), 6.25 (1H, m, H-1'), 6.17 (1H, s, H-5), 4.34 (1H, m, H-4'), 4.21 (1H, m, H-5'), 3.94 (1H, m, H-5'), 2.68 (2H, t, $J=7.7\text{Hz}$, $\alpha\text{-CH}_2$), 2.56 (1H, m, H-2'), 2.56 (1H, m, H-2'), 2.23 (1H, m, H-2'), 1.99 (2H, m, H-3') 1.76-1.30 (24H, m, $12\times\text{CH}_2$), 0.93 (3H, t, $J=6.9\text{Hz}$, CH_3).

10

^{13}C NMR (CDCl_3): δ 172.1 (C-7a), 159.9 (C-2), 155.4 (C-6), 136.1 (C-4), 107.6 (C-4a), 99.4 (C-5), 89.3 (C-1'), 83.2 (C-4'), 63.3 (C-5'), 34.1 (C-2'), 32.3 (C-3'), 30.0, 30.0, 29.9, 29.7, 29.7, 29.4, 28.7, 27.2, 24.2, 23.1 ($13\times\text{CH}_2$), 14.5 (CH_3)

15. MS (ES+), m/z 471 (5%, $[\text{MK}]^+$), 456 (20%, $[\text{MNa}+1]^+$), 455 (100%, $[\text{MNa}]^+$), 355 (40%, $[\text{BaseNa}]^+$).

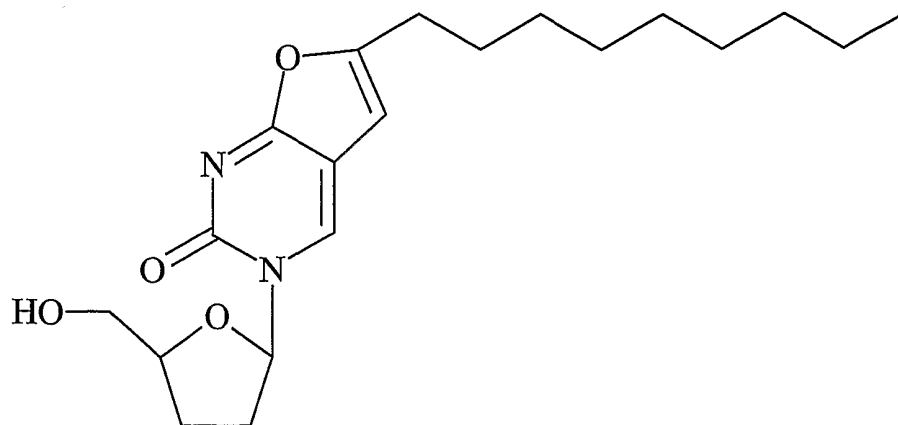
$\text{C}_{25}\text{H}_{40}\text{N}_2\text{O}_4\text{Na}$ requires 455.2886, observed 455.2881

Found: C, 69.43%; H, 9.46%; N, 6.47%. $\text{C}_{25}\text{H}_{40}\text{N}_2\text{O}_4$ requires: C, 69.41%; H, 9.32%; N, 6.48%.

20

Example 6

3-[2',3'-dideoxy-ribo- β -D-furanosyl]-6-nonyl-2,3-dihydrofuro[2,3-d]pyrimidin-2-one



To a solution of 2',3'-dideoxy-5-iodouridine (300mg, 0.887 mmol) in dry dimethylformamide (20ml) at room temperature under N₂ atmosphere were added diisopropylethyl amine (229mg, 1.775 mmol, 2eq, 0.30 ml), 1-undecyne (405 mg, 2.662 mmol, 3eq, 0.52 ml), tetrakis (triphenylphosphine) palladium (0) (102 mg, 0.887 mmol, 5 0.1eq) and copper (1) iodide (34 mg, 0.177 mmol, 0.2eq). The above reaction mixture was stirred at room temperature for 16 h under nitrogen. To the resulting solution copper (1) iodide (34 mg, 0.177 mmol, 0.2eq) and triethylamine (10ml) were added and the solution was heated to 70-80°C for 4h. Solvent was removed under high vacuum. Dichloromethane and methanol (1:1) 50 ml mixture was added to the above residue and to 10 this solution an excess of amberlite IRA-400 (HCO₃⁻form) was added and the resulting mixture was stirred at room temperature for 1 h. The resin was filtered, washed with methanol and the combined filtrate was evaporated to dryness to afford a dark brown residue. This was purified by flash column chromatography eluting with 7% methanol in ethyl acetate to afford a pale yellow oil (138mg, 52%) which gave a white solid on 15 trituration with diethyl ether.

¹H NMR (CDCl₃): δ 8.76 (1H, s, H-4), 6.25 (1H, m, H-1'), 6.18 (1H, s, H-5) 4.34 (1H, m, H-4'), 4.18 (1H, m, H-5'), 3.94 (1H, m, H-5'), 2.68 (3H, m, α-CH₂+H-2'), 2.22 (1H, m, H-2') 1.99 (2H, m, H-3'), 1.74-1.11 (14H, m, 7xCH₂), 0.93 (3H, t, J=6.9Hz, CH₃).

20

¹³C NMR (CDCl₃): δ 172.1(C-7a), 159.8(C-2), 155.5 (C-6), 136.6(C-4), 107.6 (C-4a), 99.6 (C-5), 89.4 (C-1'), 83.5 (C-4'), 63.0 (C-5') 36.9 (C-2'), 34.2 (C-3'), 32.2, 29.8, 29.7, 29.4, 28.6, 27.2, 24.2, 23.0 (8xCH₂), 14.5 (CH₃)

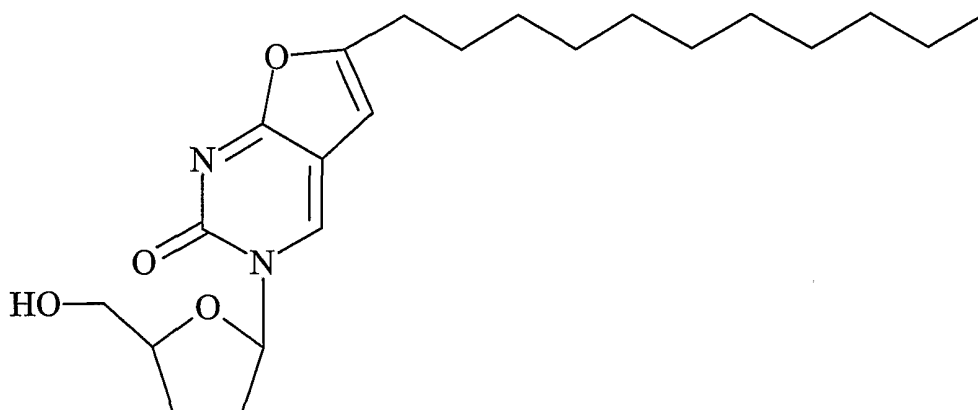
25 MS (ES+), m/z 386 (15%, [MNa+1]⁺), 385 (100%, [MNa]⁺), 285(40%, [BaseNa]⁺), C₂₀H₃₀N₂O₄Na requires 385.2103, observed 385.2104.

Found: C, 61.66%; H, 8.69%; N, 7.08%. C₂₀H₃₀N₂O₄. 1.5 H₂O requires: C, 61.67%; H, 8.54%; N, 7.19%.

30

Example 7

3-[2',3'-dideoxy-ribo-β-D-furanosyl]-6-undecyl-2,3-dihydrofuro[2,3-d]pyrimidin-2-one



To a solution of 2',3'-dideoxy-5-iodouridine (250mg, 0.739 mmol) in dry
 5 dimethylformamide (20ml) at room temperature under N₂ atmosphere were added
 diisopropylethylamine (190mg, 1.479 mmol, 2eq, 0.41 ml), 1-tridecyne (400 mg, 2.218
 mmol, 3eq), tetrakis (triphenylphosphine) palladium (0) (85 mg, 0.074 mmol, 0.1eq) and
 copper (I) iodide (28 mg, 0.148 mmol, 0.2 eq). The above reaction mixture was stirred at
 room temperature for 1h under nitrogen. To the resulting solution copper (I) iodide
 10 (28mg, 0.148 mmol, 0.2 eq) and triethylamine (10ml) were added and the solution was
 heated to 70-80°C for 4h. Solvent was removed under high vacuum. Dichloromethane
 and methanol (1:1) 50 ml mixture was added to the above residue and to this solution an
 excess of amberlite IRA-400 (HCO₃⁻form) was added and the resulting mixture was stirred
 at room temperature for 1h. The resin was filtered, washed with methanol and the
 15 combined filtrate was evaporated to dryness to afford a dark brown residue. This was
 purified by flash column chromatography eluting with 6% methanol in ethyl acetate to
 afford an off white solid (145mg, 50%).

¹H NMR (CDCl₃): δ 8.74 (1H, S, H-4), 6.25 (1H, m, H-1'), 6.17 (1H, S, H-5), 4.34 (1H,
 20 m, H-4'), 4.21 (1H, m, H-5'), 3.94 (1H, m, H-5'), 2.68 (2H, t, J=7.5Hz, α-CH₂), 2.53 (1H,
 m, H-2') 2.28 (1H, m, H-2'), 1.99 (2H, m, H-3'), 1.74-1.13 (18H, m, 9xCH₂), 0.93 (3H, t,
 J=6.9Hz, CH₃).

^{13}C NMR (CDCl_3): δ 172.1 (C-7a), 159.8 (C-2), 155.5 (C-6), 136.6, (C-4), 107.6 (C-4a), 99.5 (C-5), 89.4 (C-1'), 83.4 (C-4'), 63.0 (C-5'), 34.2 (C-2'), 32.3 (C-3'), 30.0, 29.9, 29.7, 29.7, 29.4, 28.6, 27.2, 24.2, 23.1 (10xCH₂).

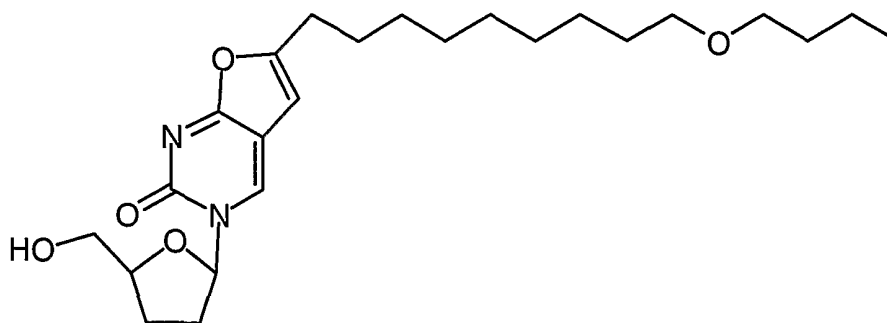
5 MS (ES+), m/z 429 (5%, [MK]⁺), 414 (15%, [MNa+1]⁺), 413(80%, [MNa]⁺), 313(100%, [BaseNa]⁺), 291(20%, [Base+1]⁺).

Found: C, 59.18%; H, 9.09%; N, 6.55%. C₂₂H₃₄N₂O₄. 3H₂O requires: C, 59.27%; H, 9.18%; N, 6.48%.

10

Example 8

15 3-(2'-3'-Dideoxy- β -D-ribofuranosyl)-6-[9-butyloxyonyl]-2,3-dihydrofuro[2,3-d]pyrimidin-2-one



C₂₄H₃₈N₂O₅
Mol. Wt.: 434.57

20 To a stirred solution of 5-iodo-2'-3'-dideoxyuridine (95 mg, 0.282 mmol) in dry dimethylformamide (1 ml), at room temperature under a nitrogen atmosphere, was added diisopropylethylamine (73 mg, 0.10 ml, 0.564 mmol), 11-butyloxy-1-undecyne (189.5mg, 0.846 mmol), *tetrakis*(triphenylphosphine) palladium(0) (32.62 mg, 0.028 mmol) and copper (I) iodide (10.75 mg, 0.056mmol). The reaction mixture was stirred at room
25 temperature for 19 hours, after which time copper (I) iodide (10mg), triethylamine (2 ml) and methanol (3 ml) were added. The reaction mixture was then heated to 75°C and stirred

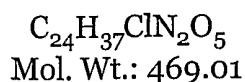
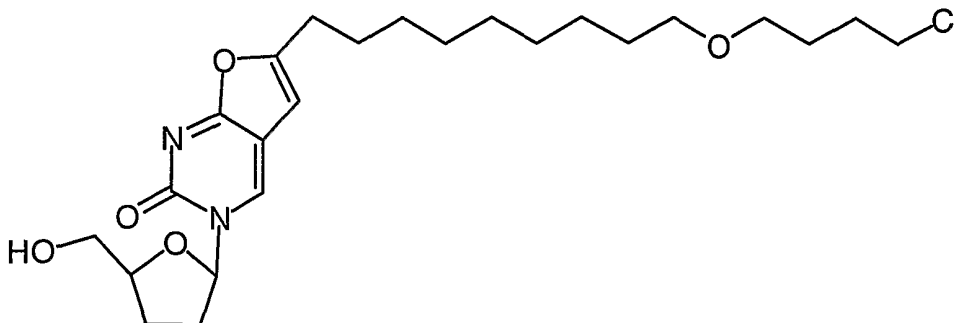
for 4 hours. The reaction mixture was concentrated *in vacuo*. The resulting residue was dissolved in dichloromethane/methanol (1:1) (6 ml) and an excess of Amberlite IRA-400 (HCO₃⁻ form) was added and the mixture was stirred for 30 minutes. The resin was filtered, washed with methanol and the combined filtrate was evaporate to dryness. The
 5 crude product purified by silica column chromatography, using an initial eluent of ethylacetate, followed by an eluent of ethylacetate/methanol (9:1). The appropriate fractions were combined and the solvent removed *in vacuo*, yielding the pure product as white solid (43mg, 35% yield).

¹H-nmr (d₆-DMSO; 300 MHz): 8.86 (1H, s, H-4), 6.43 (1H, s, H-5), 6.00 (1H, dd, H-1'),
 10 5.23 (1H, t, ³J = 5.1 Hz, 5'-OH), 4.16 (1H, m, H-4'), 3.83 (1H, m, H-5'a), 3.64 (1H, m, H-5'b), 3.34 (4H, m, CH₂OCH₂), 2.64 (2H, t, ³J = 6.9 Hz, α-CH₂), 2.43 and 2.00 (2H, m, H-2'a and H-2'b), 1.85 (2H, m, H-3'), 1.61-1.28 (18H, m, 9xCH₂), 0.87 (3H, t, ³J = 6.8 Hz).
¹³C-nmr (d₆-DMSO; 75 MHz): 14.1 (CH₃), 19.3, 23.9, 26.0, 26.7, 27.7, 28.7, 29.0, 29.1,
 15 29.2, 29.6, 31.7, 33.5 (12xCH₂, C-2' and C-3'), 61.7 (C-5'), 69.9, 70.3 (CH₂OCH₂), 83.5, 88.4 (C-1' and C-4'), 100.1 (C-5), 106.2 (C-4a), 137.4 (C-4), 154.2 (C-2), 158.4 (C-6), 171.5 (C-7a). Mass spectrum (ES-MS (+ve)); m/z 457 (100%, [M+Na]⁺). FAB m/e 457.2673 (MNa⁺ C₂₄H₃₈N₂O₅Na requires 457.2678).

Example 9

20

3-(2'-3'-Dideoxy-β-D-ribofuranosyl)-6-[9-(4-chlorobutoxy)nonyl]-2,3-dihydrofuro[2,3-d]pyrimidin-2-one



25

To a stirred solution of 5-iodo-2'-3'-dideoxyuridine (95 mg, 0.282 mmol) in dry dimethylformamide (1 ml), at room temperature under a nitrogen atmosphere, was added diisopropylethylamine (73 mg, 0.10 ml, 0.564 mmol), 11-(4-chloro-butoxy)-1-undecyne (281.18mg, 0.846 mmol), *tetrakis*(triphenylphosphine) palladium(0) (32.62 mg, 0.028 mmol) and copper (I) iodide (10.75 mg, 0.056mmol). The reaction mixture was stirred at room temperature for 19 hours, after which time copper (I) iodide (10mg), triethylamine (2 ml) and methanol (3 ml) were added. The reaction mixture was then heated to 75°C and stirred for 4 hours. The reaction mixture was concentrated *in vacuo*. The resulting residue was dissolved in dichloromethane/methanol (1:1) (6 ml) and an excess of Amberlite IRA-400 (HCO₃⁻ form) was added and the mixture was stirred for 30 minutes. The resin was filtered, washed with methanol and the combined filtrate was evaporate to dryness. The crude product purified by silica column chromatography, using an initial eluent of ethylacetate, followed by an eluent of ethylacetate/methanol (9:1). The appropriate fractions were combined and the solvent removed *in vacuo*, yielding the pure product as white solid (53mg, 40% yield).

¹H-nmr (d₆-DMSO; 300 MHz): 8.86 (1H, s, H-4), 6.43 (1H, s, H-5), 6.00 (1H, dd, H-1'), 5.22 (1H, t, ³J = 5.2 Hz, 5'-OH), 4.15 (1H, m, H-4'), 3.83 (1H, m, H-5'a), 3.64 (3H, m, H-5'b and CH₂Cl), 3.35 (4H, m, CH₂OCH₂), 2.64 (2H, t, ³J = 7.1 Hz, α-CH₂), 2.43 and 1.98 (2H, m, H-2'a and H-2'b), 1.85-1.27 (18H, m, 12xCH₂). ¹³C-nmr (d₆-DMSO; 75 MHz): 23.9, 26.0, 26.7, 26.9, 28.7, 28.9, 29.1, 29.2, 29.3, 29.4, 29.5, 33.5 (10xCH₂, C-2' and C-3'), 45.7 (CH₂Cl), 61.6 (C-5'), 69.4, 70.3 (CH₂OCH₂), 83.4, 88.4 (C-1' and C-4'), 100.1 (C-5), 106.2 (C-4a), 137.3 (C-4), 154.2 (C-2), 158.4 (C-6), 171.5 (C-7a). Mass spectrum (ES-MS (+ve)); m/z 491 (100%, [M+Na]⁺). FAB m/e 491.2180 (MNa⁺ C₂₄H₃₇N₂O₅ClNa requires 491.2289).

Biological Activity

Each of the products of Examples 1 to 9 was tested *in vitro* in tissue cultures for toxicity and for potent antiviral actions with respect to cytomegalo virus (CMV). The results are given in Table I below.

The column headings in Table I are as follows:

R represents R as in formula I.

EC₅₀/μM CMV-AD169 is the drug concentration in μM required to reduce by 50% CMV strain AD169 induced cytopathicity in human embryonic lung fibroblast (HEL) cells measured 7 days post infection compared to untreated control.

EC₅₀/μM CMV Davis is the drug concentration in μM required to reduce by 50% CMV strain Davis induced cytopathicity in human embryonic lung fibroblast (HEL) cells measured 7 days post infection compared to untreated control.

10

MCC/μM is the minimum cytotoxic concentration to human embryonic lung cells.

CC₅₀/μM is the compound concentration required to reduce the cell number by 50%.

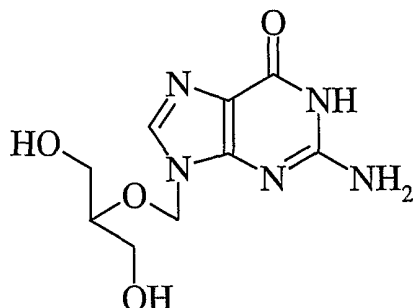
15 Further details of the methodology employed can be found in McGuigan et al. J. Med. Chem., 1999, 42, 4479-4484.

Table I

Example. -R	EC ₅₀ /μM CMV-AD169	EC ₅₀ /μM CMV-Davis	MCC/μM	CC ₅₀ /μM
1. -nC ₆ H ₁₃	32	>50	200	143
2. -nC ₈ H ₁₇	1.5	2.4	20	112
6. -nC ₉ H ₁₉	1.2	1.3	200	>200
8. -nC ₉ H ₁₈ OC ₄ H ₉	1.2	1.0	5	200
9. -nC ₉ H ₁₈ OC ₄ H ₈ Cl	2.6	1.0	20	>200
3. -nC ₁₀ H ₂₁	2.6	3.2	>200	>200
7. -nC ₁₁ H ₂₃	1.4	1.2	50	>200
4. -nC ₁₂ H ₂₅	3.7	5.0	200	>200
5. -nC ₁₄ H ₂₉	25	40	200	>200
Ganciclovir	2.6	3.4	>150	Nd

20

Ganciclovir is a commercially available drug currently regarded as the drug of choice for treating a patient having a cytomegalo virus infection. Ganciclovir has the structure:



The equivalent data for Ganciclovir by way of comparison are included in Table I.

5

As can be seen from the data given in Table I, the compounds of Examples 2, 6, 7, 8 and 9 showed potent anti-CMV activity and the compounds of Examples 3 and 4 demonstrated anti-CMV activity at least comparable to that of the known drug Ganciclovir. The compounds of Examples 2, 7, 8 and 9, however, demonstrated toxicity greater than any of the compounds of
10 Examples 1, 3, 4, 5 and 6.

The compounds of Examples 3, 4 and 6 wherein R is, respectively, nC₁₀H₂₁, nC₁₂H₂₅ and nC₉H₁₉ demonstrated anti-CMV potency in the present assays at least comparable to that of the known drug Ganciclovir in combination with an acceptable level of toxicity.

15

The compound of Example 3 wherein R is -nC₁₀H₂₁ was tested to assess its potency against VZV. Employing the equivalent EC₅₀ assay as set out above, namely a measurement of the drug concentration required to reduce by 50% the VZV induced cytopathicity in human embryonic fibroblast (HEL) measured 7 days post infection, a concentration of 40 μM was
20 found with respect to VZV OKA strain and a concentration of 20 μM was measured with respect to VZV YS strain. The compound of Example 3 is therefore seen to be substantially more active against CMV, than against VZV.

Z is selected from the group comprising O, S, NH, and N-alkyl;

T is selected from the group comprising H, halogens, alkyl (C₁ to C₁₀), O-alkyl (C₁ to C₁₀), N₃ and CN;

5

T' is selected from the group comprising H, halogens, O-alkyl (C₁ to C₁₀), N₃ and CN;

or T and T' together form a bridge which is selected from the group comprising -O-, -NH- and -(CH₂)_p- wherein p is an integer from 1 to 6;

10

T'' is selected from the group comprising H, OH, halogens, N₃ and CN;

T''' is selected from the group comprising H, OH, halogens, N₃ and CN;

15 or T'' and T''' together form a bridge which is selected from the group comprising -O-, -NH- and -(CH₂)_p- wherein p is an integer from 1 to 6;

or T and T''' together form =CH₂; and

20 W is selected from the group comprising H, a phosphate group and a phosphonate group;

and a pharmacologically acceptable salt, derivative or pro-drug thereof.

2. A compound according to claim 1 wherein R is a straight chain alkyl group.

25

3. A compound according to claim 1 or claim 2 wherein R is an unsubstituted alkyl group.

4. A compound according to claim 1 or claim 2 wherein R is substituted with a
30 member selected from the group comprising OH, halogens, amino, CN, COOH, CO₂alkyl(C₁ to C₅), CONHalkyl(C₁ to C₅), O-alkyl(C₁ to C₅), SH, S-alkyl(C₁ to C₅), NO₂ and aryl(5 to 12 ring atoms), wherein said alkyl(C₁ to C₅) and said aryl moieties are each optionally substituted.

5. A compound according to claim 4 wherein a substituent on the said alkyl(C₁ to C₅) moiety, which is preferably straight chain, is selected from the group comprising OH, halogens, amino, CN, SH and NO₂, and is preferably a halogen.
- 5 6. A compound according to claim 5 wherein the said alkyl moiety is C₂ to C₅ and the substituent is at the terminus position.
7. A compound according to any one of claims 4 to 5 wherein R is substituted with O-alkyl(C₁ to C₅), wherein the said alkyl moiety is preferably C₄ and is optionally substituted
10 with a halogen, which is preferably chlorine.
8. A compound according to claim 4 wherein a substituent on the said aryl moiety is selected from the group comprising OH, halogens, amino, CN, SH, NO₂ and C₁ to C₁₀ alkyl, which C₁ to C₁₀ alkyl moiety is optionally substituted with a member selected from the group
15 comprising OH, halogens, amino, CN, SH, and NO₂.
9. A compound according to any one of claims 1, 2 and 4 to 8 wherein R is a straight chain alkyl group and is substituted at the terminus position.
- 20 10. A compound according to any one of the preceding claims wherein R is a C₇ to C₁₃ alkyl group.
11. A compound according to claim 10 wherein R is a C₈ to C₁₂ alkyl group.
- 25 12. A compound according to claim 11 wherein R is C₉ alkyl group.
13. A compound according to any one of the preceding claims wherein R' and R" is each H.
- 30 14. A compound according to any one of the preceding claims wherein Q is O.
15. A compound according to any one of the preceding claims wherein X is O.

16. A compound according to any one of the preceding claims wherein Z is O.
17. A compound according to any one of the preceding claims wherein T is H.
- 5 18. A compound according to any one of the preceding claims wherein each of T, T', T'' and T''' is H.
19. A compound according to claim 1 selected from the group comprising
- 10 3-[2',3'-dideoxy-ribo- β -D-furanosyl]-6-n-hexyl-2,3-dihydrofuro[2,3-d]pyrimidin-2-one;
- 3-[2',3'-dideoxy-ribo- β -D-furanosyl]-6-n-octyl-2,3-dihydrofuro[2,3-d]pyrimidin-2-one;
- 3-[2',3'-dideoxy-ribo- β -D-furanosyl]-6-n-nonyl-2,3-dihydrofuro[2,3-d]pyrimidin-2-one;
- 15 3-[2',3'-dideoxy-ribo- β -D-furanosyl]-6-[9-butylloxynonyl]-2,3-dihydrofuro[2,3-d]pyrimidin-2-one;
- 3-[2',3'-dideoxy-ribo- β -D-furanosyl]-6-[9-(4-chlorobutoxy)nonyl]-2,3-dihydrofuro[2,3-
- 20 d]pyrimidin-2-one;
- 3-[2',3'-dideoxy-ribo- β -D-furanosyl]-6-n-decyl-2,3-dihydrofuro[2,3-d]pyrimidin-2-one;
- 3-[2',3'-dideoxy-ribo- β -D-furanosyl]-6-n-undecyl-2,3-dihydrofuro[2,3-d]pyrimidin-2-one;
- 25 3-[2',3'-dideoxy-ribo- β -D-furanosyl]-6-n-dodecyl-2,3-dihydrofuro[2,3-d]pyrimidin-2-one;
- 3-[2',3'-dideoxy-ribo- β -D-furanosyl]-6-n-tetradecyl-2,3-dihydrofuro[2,3-d]pyrimidin-2-one;
- 30 and mixtures thereof.

20. A method for preparing compounds according to any one of claims 1 to 19 wherein a 5-halo nucleoside analogue is contacted with a terminal alkyne in the presence of a catalyst, or a 5-alkynyl nucleoside is cyclised in the presence of a catalyst.
- 5 21. A compound according to any one of claims 1 to 19 for use in a method of treatment.
22. Use of a compound according to any one of claims 1 to 19 in the manufacture of a medicament for the prophylaxis or treatment of viral infection.
- 10 23. Use according to claim 22 wherein the viral infection is a cytomegalo viral infection.
24. A method of prophylaxis or treatment of viral infection comprising administration to
15 a patient in need of such treatment an effective dose of a compound according to any of claims 1 to 19.
25. A method according to claim 24 wherein the viral infection is a cytomegalo viral infection.
- 20 26. A compound according to any one of claims 1 to 19 in the manufacture of a medicament for use in the prophylaxis or treatment of a viral infection.
27. A compound according to claim 26 wherein the viral infection is a cytomegalo viral
25 infection.
28. A pharmaceutical composition comprising a compound according to any one of claims 1 to 19 in combination with a pharmaceutically acceptable excipient.
- 30 29. A method of preparing a pharmaceutical composition comprising the step of combining a compound according to any one of claims 1 to 19 with a pharmaceutically acceptable excipient.

INTERNATIONAL SEARCH REPORT

International Application No
PCT/GB 01/02004A. CLASSIFICATION OF SUBJECT MATTER
IPC 7 C07H19/04 C07H19/06 A61K31/70 C07D307/04

According to International Patent Classification (IPC) or to both national classification and IPC

B. FIELDS SEARCHED

Minimum documentation searched (classification system followed by classification symbols)
IPC 7 C07H A61K C07D

Documentation searched other than minimum documentation to the extent that such documents are included in the fields searched

Electronic data base consulted during the international search (name of data base and, where practical, search terms used)

EPO-Internal, CHEM ABS Data

C. DOCUMENTS CONSIDERED TO BE RELEVANT

Category °	Citation of document, with indication, where appropriate, of the relevant passages	Relevant to claim No.
A	WO 98 49177 A (BALZARINI JAN ;CLERCQ ERIK DE (BE); YARNOLD CHRISTOPHER (GB); JONE) 5 November 1998 (1998-11-05) cited in the application the whole document example 8 (pages 28-30) ---	1-29
A	MCGUIGAN, CHRISTOPHER ET AL: "Potent and Selective Inhibition of Varicella -Zoster Virus (VZV) by Nucleoside Analogues with an Unusual Bicyclic Base" J. MED. CHEM. (1999), 42(22), 4479-4484 , 1999, XP002177282 cited in the application the whole document page 4481, left-hand column, line 42-45 --- -/--	1-29

 Further documents are listed in the continuation of box C. Patent family members are listed in annex.

° Special categories of cited documents:

- *A* document defining the general state of the art which is not considered to be of particular relevance
- *E* earlier document but published on or after the international filing date
- *L* document which may throw doubts on priority claim(s) or which is cited to establish the publication date of another citation or other special reason (as specified)
- *O* document referring to an oral disclosure, use, exhibition or other means
- *P* document published prior to the international filing date but later than the priority date claimed

- *T* later document published after the international filing date or priority date and not in conflict with the application but cited to understand the principle or theory underlying the invention
- *X* document of particular relevance; the claimed invention cannot be considered novel or cannot be considered to involve an inventive step when the document is taken alone
- *Y* document of particular relevance; the claimed invention cannot be considered to involve an inventive step when the document is combined with one or more other such documents, such combination being obvious to a person skilled in the art.
- *&* document member of the same patent family

Date of the actual completion of the international search

12 September 2001

Date of mailing of the international search report

26/09/2001

Name and mailing address of the ISA

European Patent Office, P.B. 5818 Patentlaan 2
NL - 2280 HV Rijswijk
Tel. (+31-70) 340-2040, Tx. 31 651 epo nl,
Fax: (+31-70) 340-3016

Authorized officer

Gohlke, P

INTERNATIONAL SEARCH REPORT

International Application No
PCT/GB 01/02004

C.(Continuation) DOCUMENTS CONSIDERED TO BE RELEVANT

Category °	Citation of document, with indication, where appropriate, of the relevant passages	Relevant to claim No.
A	CHEMICAL ABSTRACTS, vol. 108, no. 21, 23 May 1988 (1988-05-23) Columbus, Ohio, US; abstract no. 187183, INOUE, HIDEO ET AL: "Synthesis of dodecadeoxyribonucleotides containing a pyrrolo'2,3-d!pyrimidine nucleoside and their base-pairing ability." XP002024262 abstract & NIPPON KAGAKU KAISHI, vol. 7, 1987, pages 1214-20, cited in the application -----	1-20

INTERNATIONAL SEARCH REPORT

Information on patent family members

International Application No

PCT/GB 01/02004

Patent document cited in search report	Publication date	Patent family member(s)	Publication date
WO 9849177 A	05-11-1998	AU 7219398 A EP 0980377 A	24-11-1998 23-02-2000
