

No. 676,310.

Patented June 11, 1901.

N. GOLDBERG.

LUGGAGE CARRIER FOR SACHELS, BAGS, &c.

(Application filed Jan. 22, 1901.)

(No Model.)

Fig. 1.

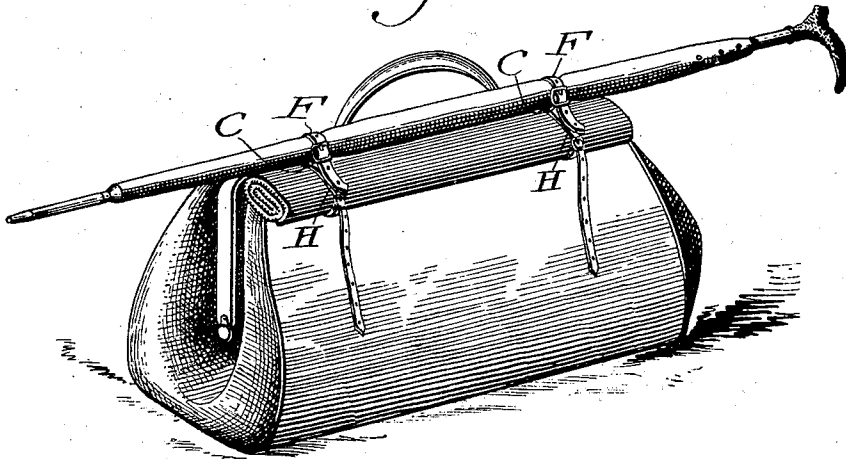


Fig. 2.

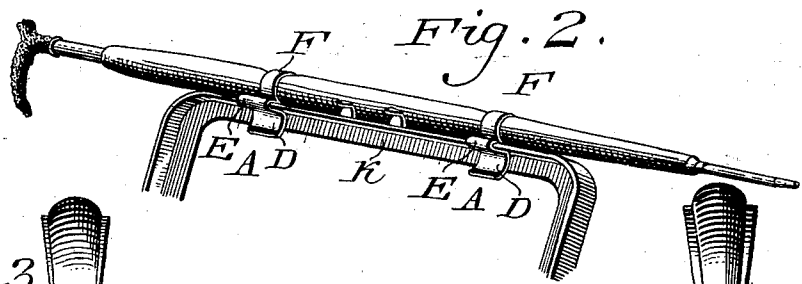


Fig. 3.

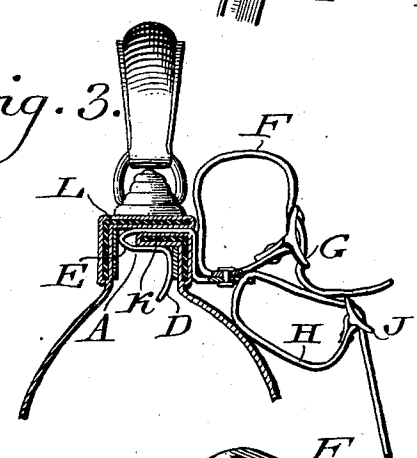


Fig. 5.

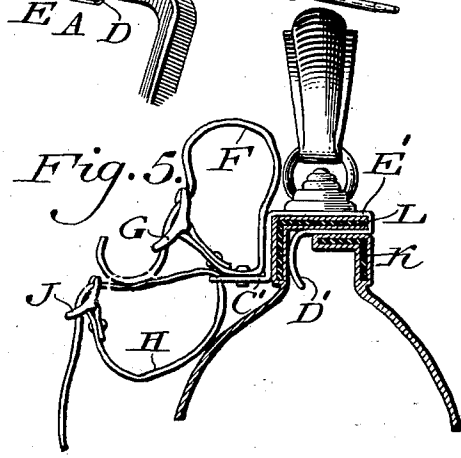
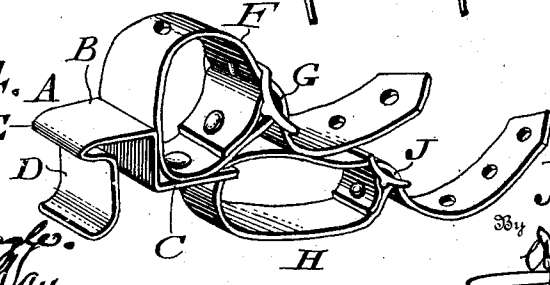


Fig. 4.



Witnesses
P. J. Boyle.
C. S. May

Inventor
Nehemiah Goldberg
 By *Wiershmidt & Fairbank*
 Attorneys

UNITED STATES PATENT OFFICE.

NEHEMIAH GOLDBERG, OF PHILADELPHIA, PENNSYLVANIA.

LUGGAGE-CARRIER FOR SACHELS, BAGS, &c.

SPECIFICATION forming part of Letters Patent No. 676,310, dated June 11, 1901.

Application filed January 22, 1901. Serial No. 44,253. (No model.)

To all whom it may concern:

Be it known that I, NEHEMIAH GOLDBERG, a citizen of the United States, residing in the city and county of Philadelphia, State of Pennsylvania, have invented a new and useful Improvement in Luggage-Carriers for Satchels, Bags, &c., of which the following is a specification.

My invention consists of a carrier for an umbrella or other luggage attachable to a hand-satchel, traveling-bag, &c., and provided with a connection for an additional carrier for a newspaper, book, &c., and so constructed that it may remain on either jaw of the satchel, bag, &c., when the same is in open condition, the novel features being pointed out in the claims.

Figure 1 represents a perspective view of a carrier embodying my invention, showing also a satchel to which the same is applied in closed condition. Fig. 2 represents a perspective view of the same and the lower jaws of the satchel in open condition. Fig. 3 represents a vertical section thereof. Fig. 4 represents a perspective view thereof. Fig. 5 represents a vertical section of the carrier applied to the upper jaw.

Similar letters of reference indicate corresponding parts in the figures.

Referring to the drawings, A designates a clip which consists of the angular body B, the limb C at one end of said body, the resilient tongue D, depending at the other end thereof, and the channeled portion E, intermediate of said body and tongue.

Connected with the limb C is the strap F, which is provided with the buckle G and may be formed into a loop. Connected also with said limb is the strap H, which is provided with the buckle J and may be converted into a loop, said strap H passing through an eye or opening in said eye C, so as to be removed when not required.

It will be seen that the clip may be sprung upon one of the jaws of a satchel, traveling-bag, or other like receptacle, in which case the body B embraces the outer portion of the frame of said bag, &c., the edge portion of said frame entering the channel E, while the tongue D, owing to its resiliency, bears against the under side of said jaw and adjacent portion of the frame, thus firmly retaining the

clip on the jaw. The tongue D has its lower end flaring, so that as it rides over the jaw it may readily separate the members of the angular body B of the clip, so as to engage with the jaw K, and said tongue may be grasped and drawn inwardly for conveniently removing the lip from said jaw.

In practice two clips are employed, the same being on opposite sides of the center of the jaw, and when the satchel is closed the opposite jaw L of the latter passes over the body B of the clip and controls the same on the jaw K, so that when the bag is closed displacement of the clips is prevented, especially by any outside pressure on the clips, it being evident that a cane, umbrella, or other luggage may be inserted in the loops F, while a newspaper, book, or other article may be inserted in the loops H, the straps of said loops being tightened, thus firmly connecting the luggage or article to be carried with the satchel and also admitting of the opening of the satchel without the removal of the luggage or article therefrom, as will be apparent in Fig. 2.

In Fig. 5 I show clips of slightly different contour and size, as at C' D' E', as attached to the upper jaw L and being engaged from below by the jaw K. In this case when the satchel is opened the luggage remains connected with the upper jaw without being different in other respects from those previously described.

When the satchel is opened, the clips may be removed from the jaws, to which they are applied by outward pressure on the tongues D, so that the clips yield sufficiently to be spread, and thus be disconnected from position.

Having thus described my invention, what I claim as new, and desire to secure by Letters Patent, is—

1. A carrier consisting of a channeled clip, an L-shaped member pendent from the outer end of the upper limb of said clip, and a resilient tongue pendent from the inner end of the lower limb thereof, and a buckled strap secured to said L-shaped member.

2. A carrier consisting of a channeled clip, an L-shaped member pendent from the outer end of the upper limb of said clip, and a resilient tongue pendent from the inner end of

the lower limb thereof, a buckled strap secured to said L-shaped member, and an additional buckled strap which is removably secured to said member.

5 3. A carrier consisting of a channeled clip, an L-shaped member pendent from the outer end of the upper limb of said clip, and a resilient tongue pendent from the inner end of the lower limb thereof, a buckled strap secured to said L-shaped member, and an additional buckled strap which is removably secured to said member, the latter having an eye to receive said removable strap.

4. A channeled clip, a member pendent from the outer end of the upper limb of said clip, and a tongue pendent from the inner end of the lower limb of said member, in combination with fixed and removable buckled straps, said outer member forming a common connection for said fixed and removable straps.

NEHEMIAH GOLDBERG.

Witnesses:

JOHN A. WIEDERSHEIM,
WM. C. WIEDERSHEIM.