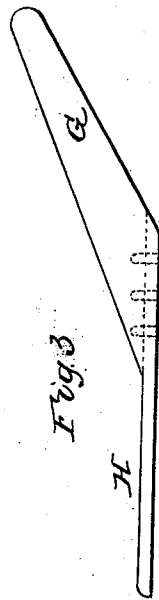
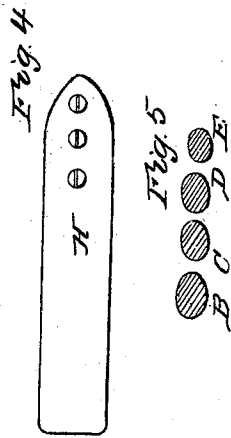
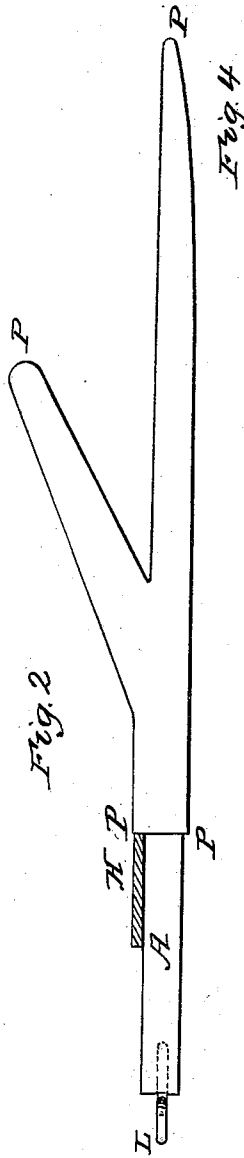
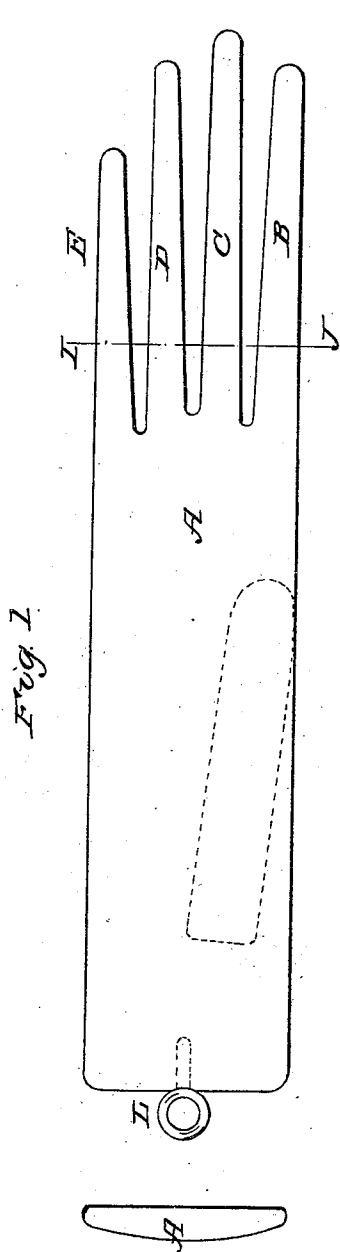


J. T. REED.  
Dyeing Kid Gloves.

No. 42,111.

Patented March 29, 1864.



Witnesses  
John M. Batchelder  
Sam Batchelder Jr

Inventor  
Josiah T. Reed

# UNITED STATES PATENT OFFICE.

JOSIAH T. REED, OF CHARLESTOWN, MASSACHUSETTS.

## IMPROVEMENT IN DYEING KID GLOVES.

Specification forming part of Letters Patent No. 42,111, dated March 29, 1864.

*To all whom it may concern:*

Be it known that I, JOSIAH T. REED, of Charlestown, in the county of Middlesex and State of Massachusetts, have invented an Improvement in the Mode of Dyeing Kid Gloves; and I do hereby declare that the following is a full and exact description thereof, reference being had to the accompanying drawings, and to the letters and figures marked thereon.

Figure I is a view of the back of the mold. Fig. II is a side view showing the position of the parts when the glove is on the mold or form; Fig. III, a side view of the detached thumb-piece; Fig. IV, a plan of base of thumb-piece that rests on the piece A; Fig. V, a section of the fingers on the line I J, Fig. I.

The colored kid gloves usually found in the trade are dyed in the skin, and when made up into gloves are white upon the inside and of any required color upon the exterior. In some cases the dye or color is applied to the "grain" side of the skin by means of a brush, the skin being stretched upon a table or board. In other cases two skins are cemented together at the edges on the "flesh" side and placed in suitable mordant baths, after which they are subjected to such a dye as will give the required color to the outer or grain side of the skin. The inner or flesh side remains white, as both the mordant and dye are excluded by the cement at the edges, as before mentioned. Neither of these processes is applicable to the dyeing of a finished glove. It cannot be immersed in the liquid dye without coloring the inside as well as the outside, and if it be laid upon a table and the dye applied with brushes, as in the case of the whole skin, the glove would be spotted, unequally dried, and left in a crumpled condition.

My improvement does not relate to the kind of mordant or dye used for coloring or staining the gloves, but to the mechanical means by which the dyeing or coloring is effected, whereby gloves that have been spotted and worn or new gloves that are of unsalable colors may be perfectly and uniformly colored, dried, and shaped without soiling in any degree the inside, that comes in contact with the hand. To effect this, the glove to be colored is stretched upon a form or mold of the form represented in Figs. I and II. It consists of two pieces, one of which, A, is a thin board, slightly convex at the back, and

four or five inches longer than the glove that is to be dyed. It has at one end four tapered fingers, B C D E, (see also Fig. V,) cut or carved in such size and form as is required to fit rather loosely into the glove. In the other end there is a ring or staple, L, and the space between this and the wrist of the glove serves as a handle while the glove is being colored. The other part of the form or mold consists of the thumb-piece G H, Figs. III and IV, the round part G being tapered and of the same length as the thumb of the glove. The base of the part G is cut off at an obtuse angle and attached to the piece H, which is about four inches long, one inch wide, and one quarter of an inch thick.

The dotted lines in Fig. I show the position of the flat part H of the detached thumb-piece when in its proper position. The glove E, Fig. II, that is to be colored, is drawn on to the main part of the form A, taking care that the tips of the fingers be drawn home and all wrinkles or folds smoothed out. The thumb-piece G, held by its handle H, is then carefully inserted into the thumb of the glove so as to fully distend it, and the handle being then brought down upon the finger board A the thumb is elevated and separated from the adjacent parts of the body of the glove. The button at the wrist is now fastened and the glove is ready for coloring. After being freed from spots of oil or dirt, a suitable mordant is applied with a soft brush, and the frame hung up by the ring L. When it is well dried, the dye is applied, also with a brush, and again hung up to be dried. While still remaining on the mold a suitable composition is used to give luster and elasticity to the glove. If the glove is rolled, twisted, or bent while in a wet or moist condition, the mordant and dye will strike through the skin, but by the use of the molds herein described, which retain the gloves in a fixed position, the inside remains white and clean and does not stain the hand.

What I claim, and desire to secure by Letters Patent, is—

The finger-board A and the detached thumb-piece G H, held together and making one mold or form when the glove is placed upon it, substantially as herein described, and for the purpose specified.

In presence of— J. T. REED.

SAML. BATCHELDER, Jr.,  
JOHN M. BATCHELDER.