



US00D746285S

(12) **United States Design Patent**
Okabe

(10) **Patent No.:** **US D746,285 S**

(45) **Date of Patent:** **** Dec. 29, 2015**

(54) **PORTABLE TERMINAL**

(71) Applicant: **Kyocera Corporation**, Kyoto-shi, Kyoto (JP)

(72) Inventor: **Ryosuke Okabe**, Kyoto (JP)

(73) Assignee: **KYOCERA Corporation**, Kyoto (JP)

(**) Term: **14 Years**

(21) Appl. No.: **29/488,079**

(22) Filed: **Apr. 15, 2014**

(30) **Foreign Application Priority Data**

Feb. 21, 2014 (JP) 2014-003523

(51) **LOC (10) Cl.** **14-02**

(52) **U.S. Cl.**
USPC **D14/345**

(58) **Field of Classification Search**

USPC D14/341-347, 137, 138 R, 138 AA, D14/138 C, 138 G, 496, 203.1, 203.3, 203.4, D14/203.7, 129, 130, 147, 218, 247, 248, D14/250, 374, 371, 385, 388, 389, 315-318, D14/420, 426, 439; D10/65, 104.1; D18/6-7; D13/168; D21/324, 329, D21/330, 332; D28/83; 248/917-924; 463/37; 455/556.1, 556.2, 566, 575.1, 455/90.3; 379/433.04, 433.01, 433.06, 916; 345/173, 901, 905; 348/376; 361/679.21, 679.26, 679.27, 679.3, 361/679.55, 679.56, 679.59
CPC ... G06F 1/1613; G06F 1/1624; G06F 1/1626; G06F 1/165; G06F 3/0485; G06F 3/0488; H04M 1/0202; H04M 1/02079; H04M 1/0281; H04M 1/0283; H04M 1/0214; H04M 1/72544; H04M 1/72552

See application file for complete search history.

(56) **References Cited**

U.S. PATENT DOCUMENTS

D428,004 S * 7/2000 Colvin D14/345
D507,567 S * 7/2005 Yonekawa D14/345

(Continued)

OTHER PUBLICATIONS

Google.com website page showing Chromebook Pixel Retrieved on Apr. 14, 2014 from URL <http://www.google.com/intl/ja/chrome/devices/chromebook-pixel/>.

(Continued)

Primary Examiner — Eric Goodman

Assistant Examiner — Clese Moore, Jr.

(74) *Attorney, Agent, or Firm* — Studebaker & Brackett PC

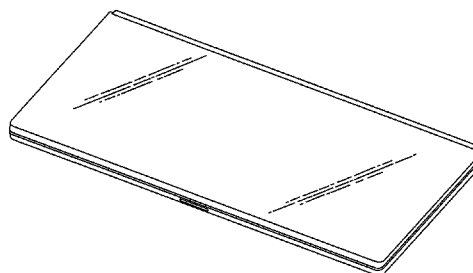
(57) **CLAIM**

The ornamental design for portable terminal, as shown and described.

DESCRIPTION

FIG. 1 is a front perspective view of a portable terminal showing my new design;
FIG. 2 is a rear perspective view thereof;
FIG. 3 is a front view thereof;
FIG. 4 is a rear view thereof;
FIG. 5 is a left side view thereof;
FIG. 6 is a right side view thereof;
FIG. 7 is a top plan view thereof;
FIG. 8 is a bottom view thereof;
FIG. 9 is a front perspective view thereof in a closed state;
FIG. 10 is a front view thereof in the closed state;
FIG. 11 is a rear view thereof in the closed state;
FIG. 12 is a right side view thereof in the closed state;
FIG. 13 is a perspective view thereof showing an open/close transition state;
FIG. 14 is a perspective view thereof showing another open/close transition state;
FIG. 15 is a perspective view thereof showing a further open/close transition state; and,
FIG. 16 is a perspective view thereof in another closed state after reverse rotation.

1 Claim, 13 Drawing Sheets



(56)

References Cited

U.S. PATENT DOCUMENTS

D517,545 S * 3/2006 Buckel D14/345
 D565,047 S * 3/2008 Jawerth D14/316
 D580,433 S * 11/2008 Chiang D14/345
 D585,444 S * 1/2009 Verschoor D14/345
 D587,704 S * 3/2009 McCoy D14/345
 D588,126 S * 3/2009 Chiang D14/345
 D603,398 S * 11/2009 Watson D14/345
 D614,183 S * 4/2010 Mason D14/345
 D615,082 S * 5/2010 Taichi D14/316
 D639,806 S * 6/2011 Lee D14/345
 D641,353 S * 7/2011 Rashid D14/341
 D644,219 S * 8/2011 Sawada D14/345
 8,170,631 B2 * 5/2012 Aoki G06F 1/1616
 361/679.56
 D680,533 S * 4/2013 Song D14/345
 D681,041 S * 4/2013 Phillips D14/440
 D684,153 S * 6/2013 Nakano D14/345

D689,054 S * 9/2013 Snyder D14/440
 D693,323 S * 11/2013 Kawase D14/138 AB
 D696,254 S * 12/2013 Groene D14/341
 D697,508 S * 1/2014 Hsu D14/345
 D705,776 S * 5/2014 Groene D14/341
 D716,253 S * 10/2014 Lee D14/138 AB
 2007/0097014 A1 * 5/2007 Solomon G06F 1/1616
 345/1.1
 2012/0044620 A1 * 2/2012 Song G06F 1/1616
 361/679.01

OTHER PUBLICATIONS

Pc.watch.impress.co.jp website page showing Vaio type P Retrieved on Apr. 14, 2014 from URL <http://pc.watch.impress.co.jp/docs/2009/0108/sony.htm>.
 Gizmodo.com website page showing Fablic PC Retrieved on Apr. 14, 2014 from URL <http://gizmodo.com/264399/fujitsu-dresses-its-fab-pc-concept-in-fabric>.

* cited by examiner

FIG.1




FIG.2

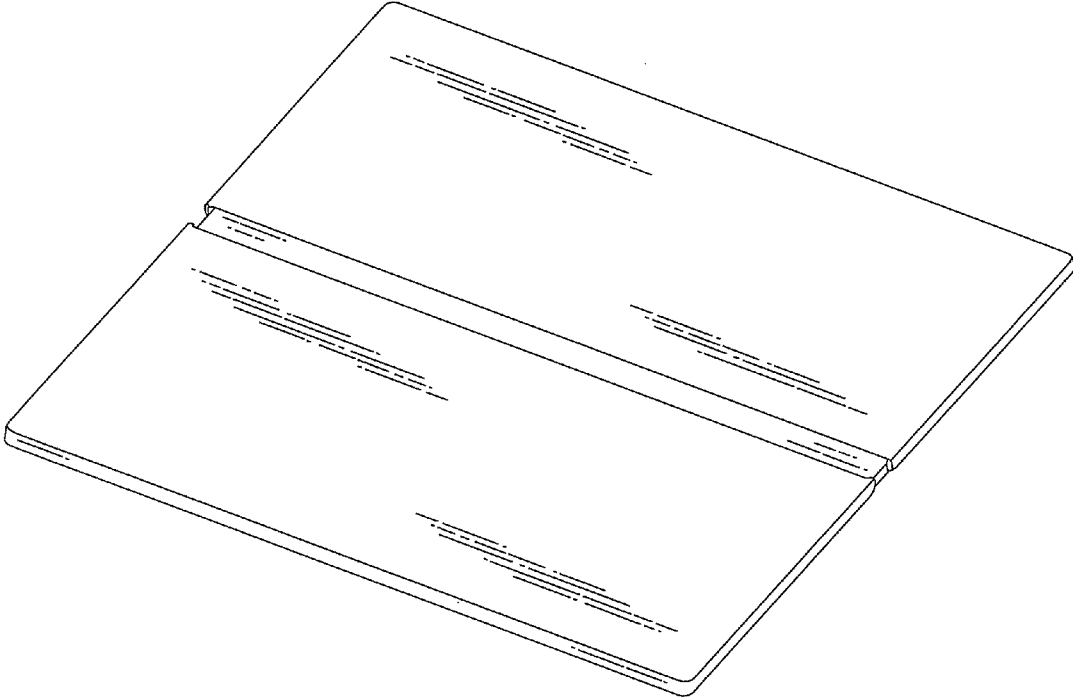


FIG.3




FIG.4




FIG.5



FIG.6

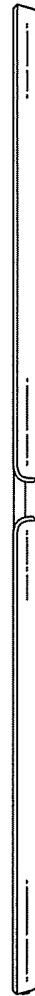


FIG.7




FIG.8




FIG.9

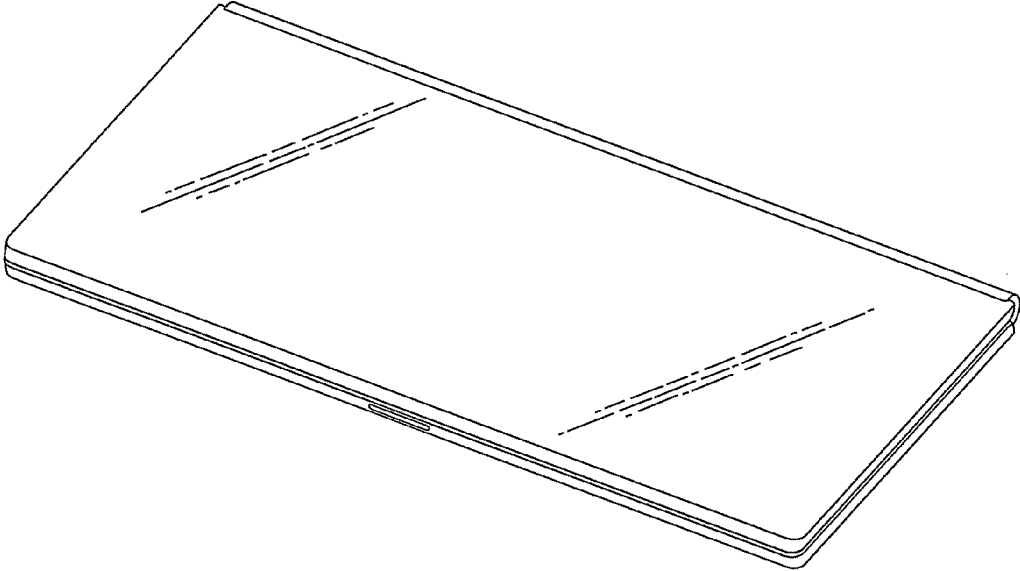


FIG.10




FIG.11




FIG.12



FIG.13

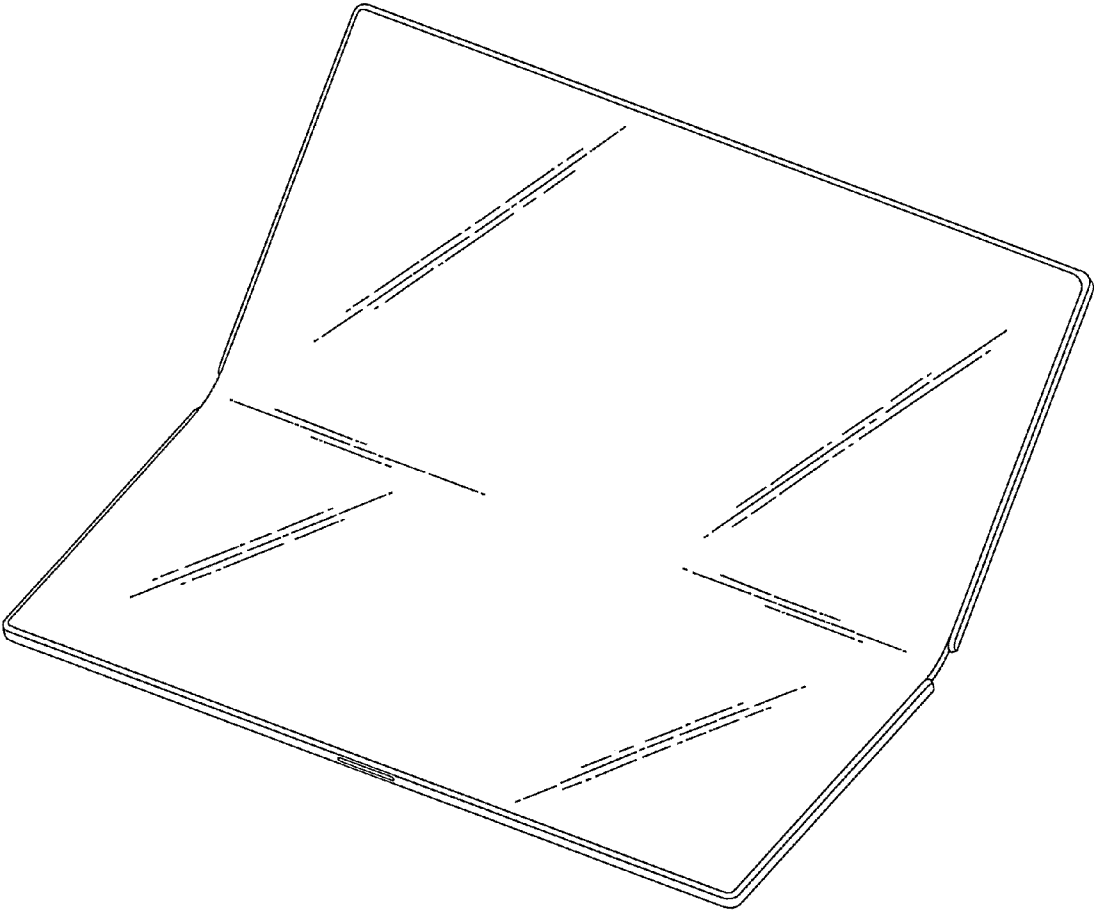


FIG.14

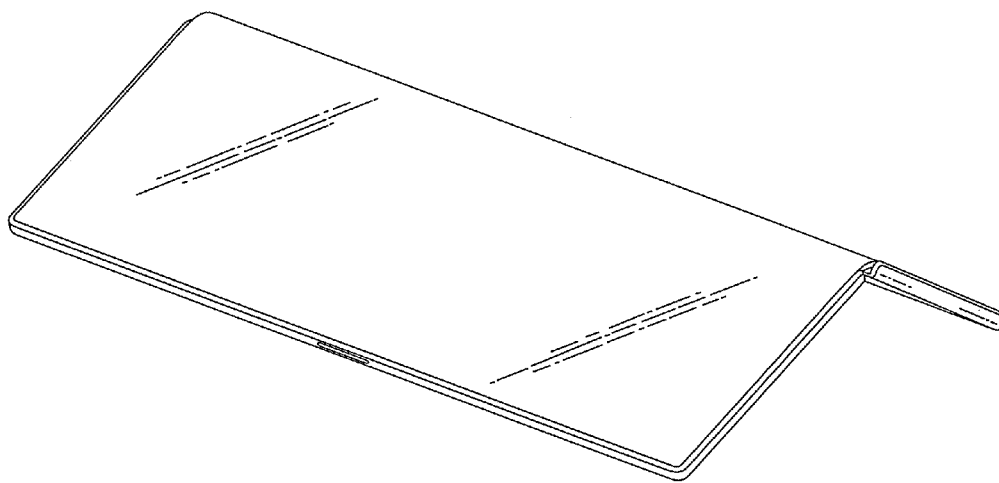


FIG.15

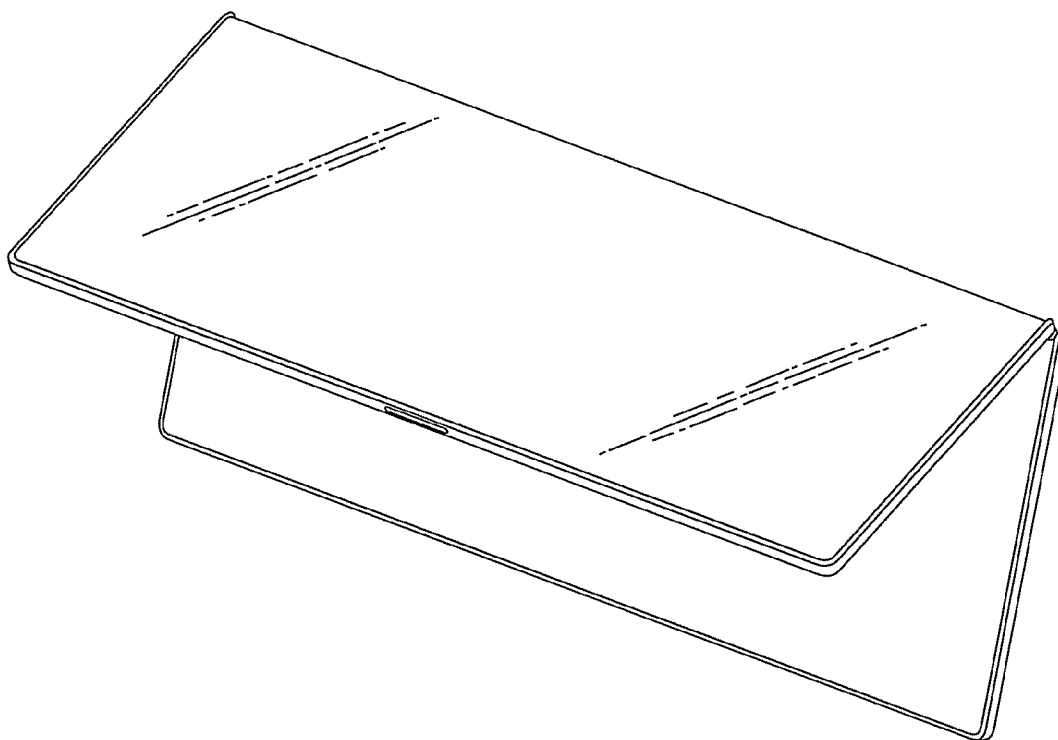


FIG.16

