
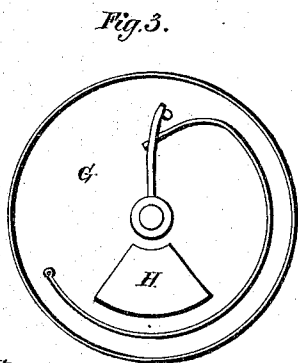
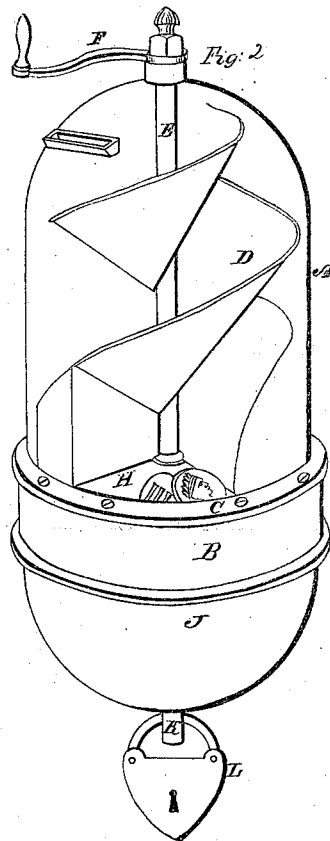
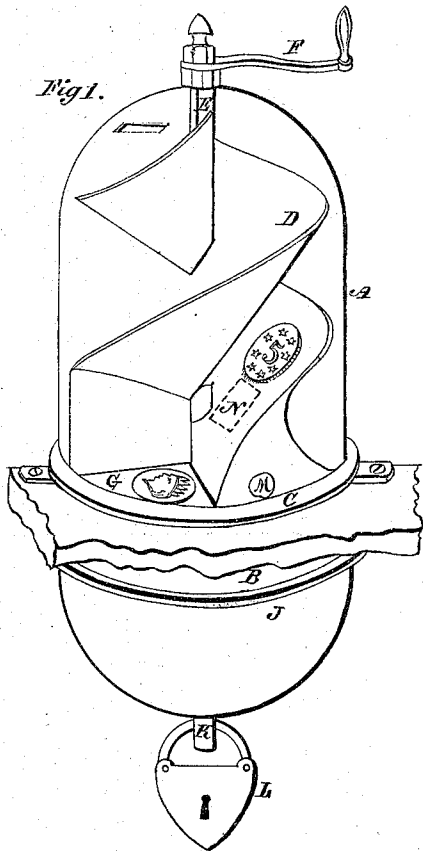


G. C. Hathorn.

Fare Box.

No 100,758. Patented Mar. 15, 1870.



Witnesses.

S. B. Montgomery
Augustus Seelye.

Inventor:
G. C. Hathorn.

United States Patent Office.

GEORGE C. HATHORN, OF NEW YORK, N. Y.

Letters Patent No. 100,758, dated March 15, 1870.

IMPROVEMENT IN FARE-BOXES FOR RAILROAD CARS.

The Schedule referred to in these Letters Patent and making part of the same.

To all whom it may concern :

Be it known that I, GEORGE C. HATHORN, of New York city, State of New York, have invented a new and useful Improvement in the Construction of a Money-Box or Fare-Collector for Railroad and Street-Cars, Stages, &c., which is simple in construction and convenient and possesses many advantages over others, the nature of which, in the following specification, will be clearly and distinctly shown.

The nature of my improvement consists in constructing a money-box or fare-collector, the upper part of which is a glass cylinder with a spherical top, and the lower part is made of a metal spherical box to receive the money.

A conveyer or chute, formed of two helical curves or a double screw, is attached to a spindle or shaft inclosed within the cylinder. Said spindle or shaft projects through the top, and secured to a crank or button by a nut. The lower end extends down through the money-box far enough to receive a padlock, which holds it in position.

The cylinder is secured to a metallic ring by a flanch, and the money-box slides within and may be fixed to the woodwork of a car, or secured to a belt and work on the person as a portable fare-collector.

Secured to the metallic band or ring is a plate or shelf on which the bottom of the conveyer or chute rests. It has an opening leading to the money-box, covered by the conveyer or chute when money is deposited, and open when the shaft is moved one-quarter turn, and the conveyer or chute fits close enough to scrape the money and tickets into the opening, and is forced back by means of a spring.

In order to prevent dishonest persons from tampering with the money-box, a telltale or detector is used. A small ball is inclosed within a chamber in the lower part of the conveyer or chute, and remains so while in a vertical position, but should the money-box be inverted, said ball drops through a door opening out, and cannot be put back. This arrangement has been fully tested and found to work to good advantage.

Having thus set forth the nature of my invention, and to enable others skilled in the art to make and use the same, I will now proceed to describe it, and

certify that the accompanying drawing is a full and correct representation, like letters conforming to like parts.

Description.

Figure 1 is a perspective view of the money-box or fare-collector when fixed in a car.

Figure 2, a perspective view of the same when used as a portable.

Figure 3 is a plan of the plate or shelf, looking from the bottom, and showing the recoil spring.

Figure 4 shows part of the interior of a car, and the manner of using the money-box or fare-collector as a portable.

A, the cylinder, secured to metallic band B by flanch C, secured to the wood-work.

D, the helical curved conveyer or chute on the shaft E, which projects through cylinder A and ends with a crank or button, F.

G, the plate or shelf which receives the money put in the opening on top of cylinder A, and sliding down the conveyer D.

H, figs. 2 and 3, the opening in plate or shelf G, through which the money falls into the box J, which has a hole, at K, through which the shaft E passes and is kept in place by the padlock L.

M, a ball inclosed in a chamber at the lower end of the conveyer or chute.

N, a door hinged to swing open when the money-box or fare-collector is turned upside down.

Claims.

1. The rotating helical chute, attached to a vertical shaft or spindle, in combination with the opening H, admitting the fare into the locked receptacle J, substantially as described.

2. The detecting ball, lodged in a suitable chamber in the lower part of the helical chute, and indicating by its escape any tampering with the box, substantially as and for the purpose set forth.

G. C. HATHORN.

Witnesses:

HENRY C. BUNN,
ANDREW BUSCH, Jr.