



US00D780682S

(12) **United States Design Patent**  
**Zhao et al.**

(10) **Patent No.:** **US D780,682 S**

(45) **Date of Patent:** **\*\* Mar. 7, 2017**

(54) **TIRE**

(71) Applicants: **Mingming Zhao**, Qingdao (CN); **Wen Sun**, Laixi (CN); **Yixin Zhang**, Qingdao (CN); **Junjie Liu**, Qingdao (CN); **Junrui Wan**, Qingdao (CN); **Xiaoyun Li**, Qingdao (CN); **Na Bai**, Qingdao (CN)

(72) Inventors: **Mingming Zhao**, Qingdao (CN); **Wen Sun**, Laixi (CN); **Yixin Zhang**, Qingdao (CN); **Junjie Liu**, Qingdao (CN); **Junrui Wan**, Qingdao (CN); **Xiaoyun Li**, Qingdao (CN); **Na Bai**, Qingdao (CN)

(\*\*) Term: **14 Years**

(21) Appl. No.: **29/525,913**

(22) Filed: **May 4, 2015**

(51) **LOC (10) Cl.** ..... **12-15**

(52) **U.S. Cl.**  
USPC ..... **D12/602**

(58) **Field of Classification Search**  
USPC ..... D12/568-604, 900  
CPC ..... B60C 1/0016; B60C 11/0306; B60C 11/0302; B60C 3/06; B60C 9/17  
See application file for complete search history.

(56) **References Cited**

U.S. PATENT DOCUMENTS

|              |         |                |         |
|--------------|---------|----------------|---------|
| D382,236 S * | 8/1997  | Kakegawa ..... | D12/603 |
| D416,218 S * | 11/1999 | Lassan .....   | D12/602 |
| D479,703 S * | 9/2003  | Hutz .....     | D12/603 |
| D534,117 S * | 12/2006 | Welbes .....   | D12/584 |
| D536,663 S * | 2/2007  | Heinen .....   | D12/603 |
| D667,363 S * | 9/2012  | Kudo .....     | D12/584 |
| D673,109 S * | 12/2012 | Miyazaki ..... | D12/584 |
| D686,977 S * | 7/2013  | Hutz .....     | D12/600 |
| D730,814 S * | 6/2015  | Kato .....     | D12/584 |

\* cited by examiner

*Primary Examiner* — Robert M Spear  
*Assistant Examiner* — John Voytek

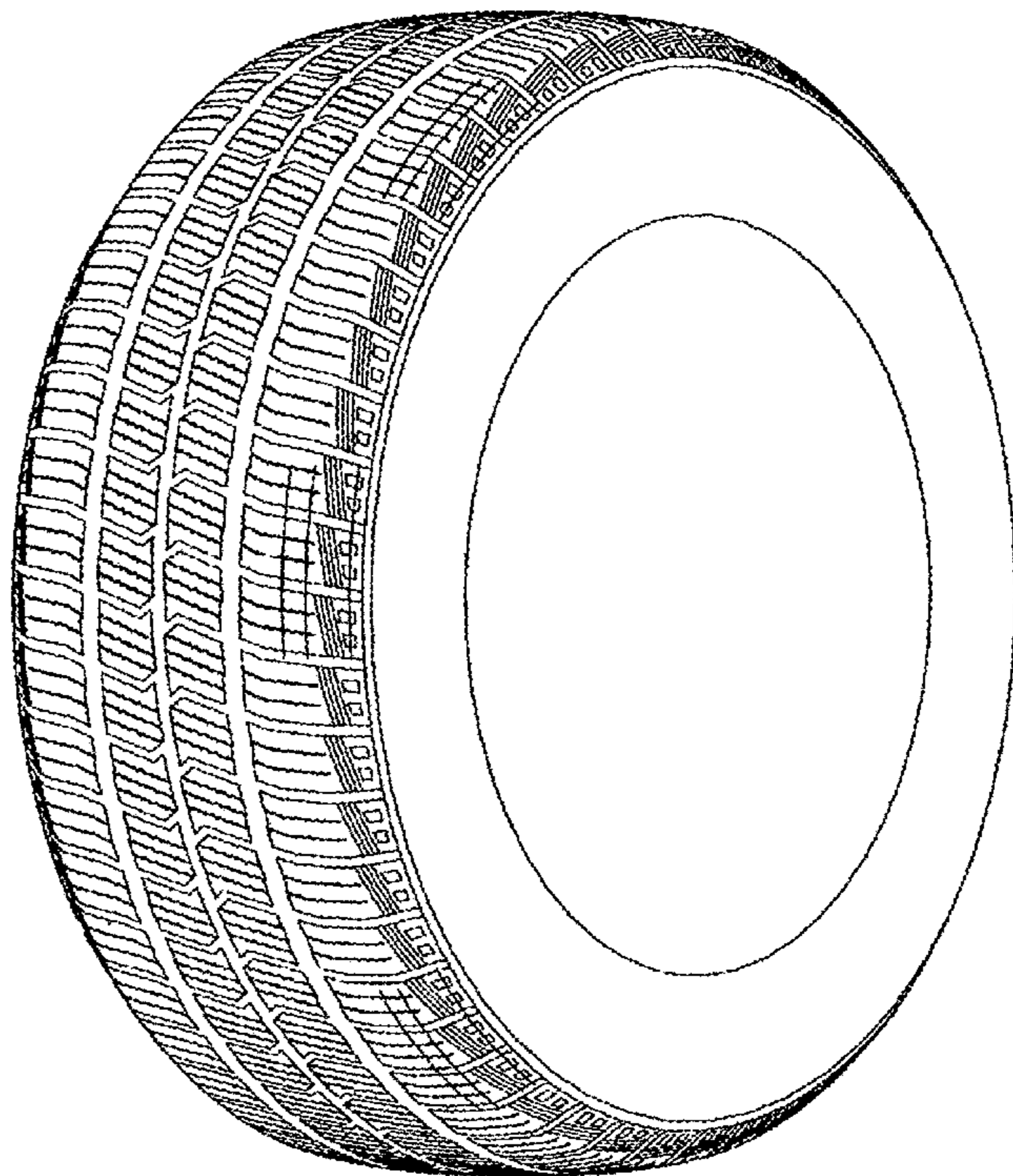
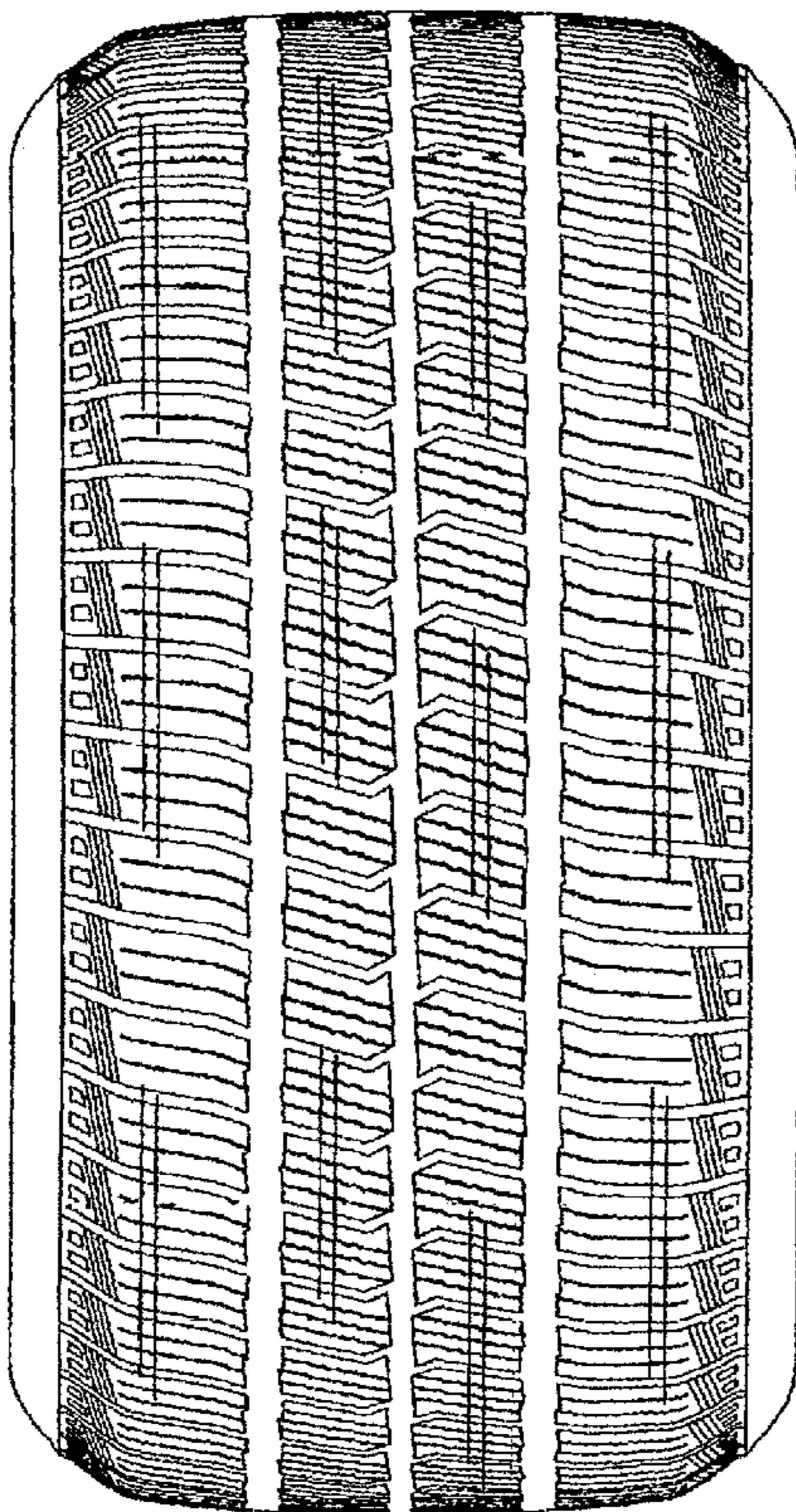
(57) **CLAIM**

The ornamental design for a tire, as shown and described.

**DESCRIPTION**

FIG. 1 is the front elevational view of a tire, for which the other sides, include rear, top and bottom view, are the same; FIG. 2 is a left side elevational view thereof, for which the right side view is the same; FIG. 3 is an enlarged fragmentary top elevational view thereof; and, FIG. 4 is a perspective view of a tire showing the new design, it being understood that the pattern repeats uniformly throughout the circumference of the tread.

**1 Claim, 4 Drawing Sheets**






Fig. 1

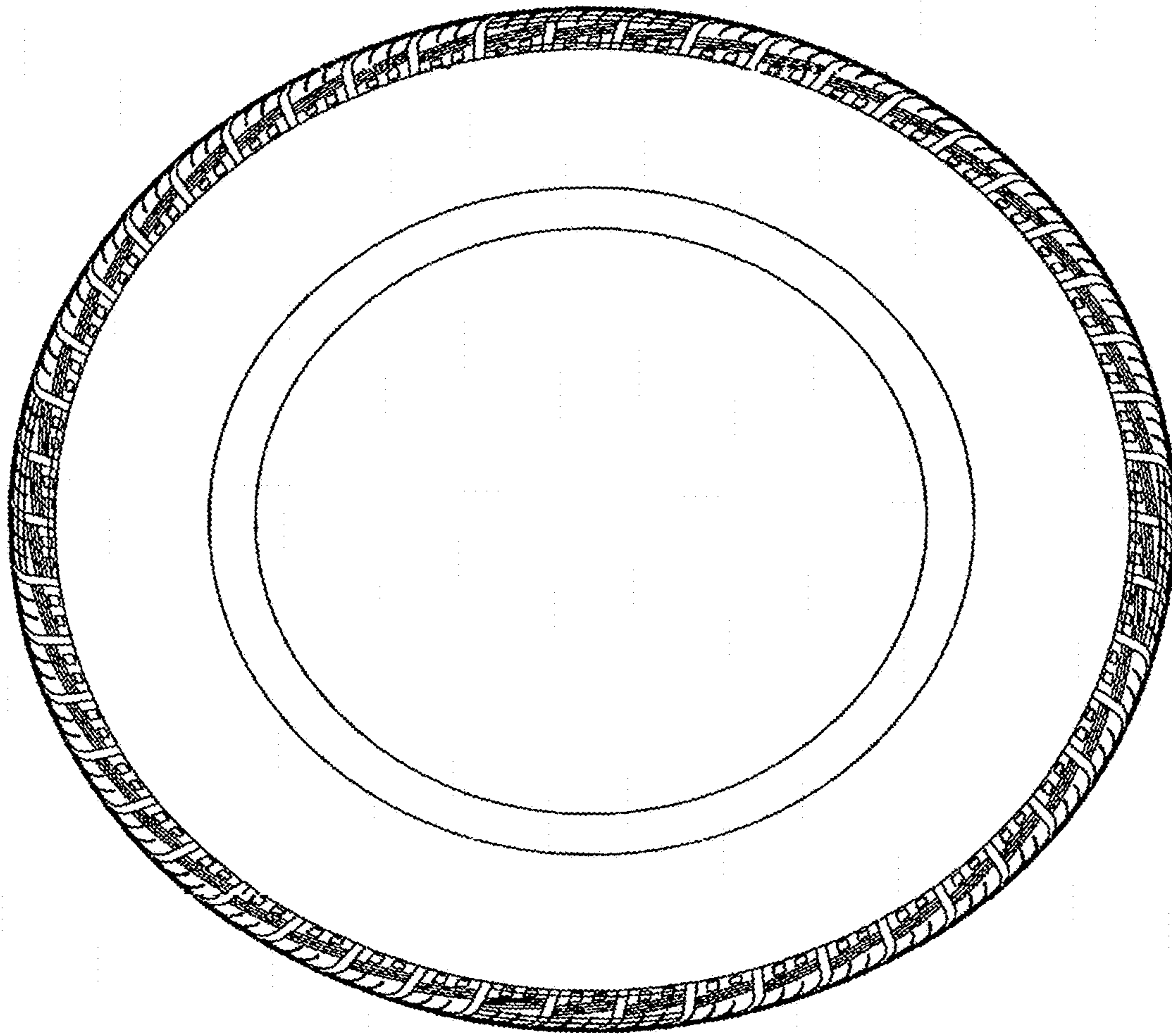


Fig. 2

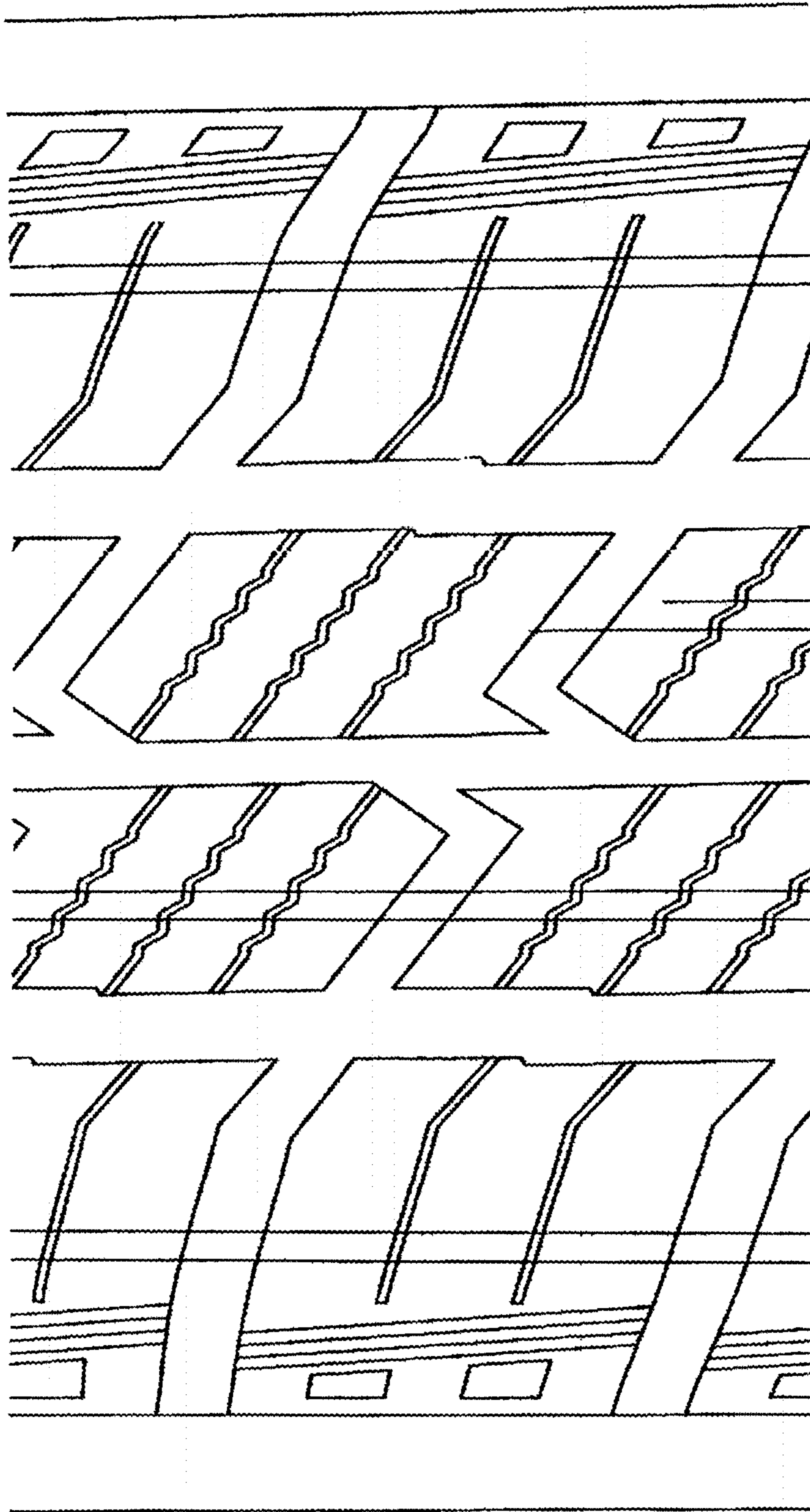


Fig. 3

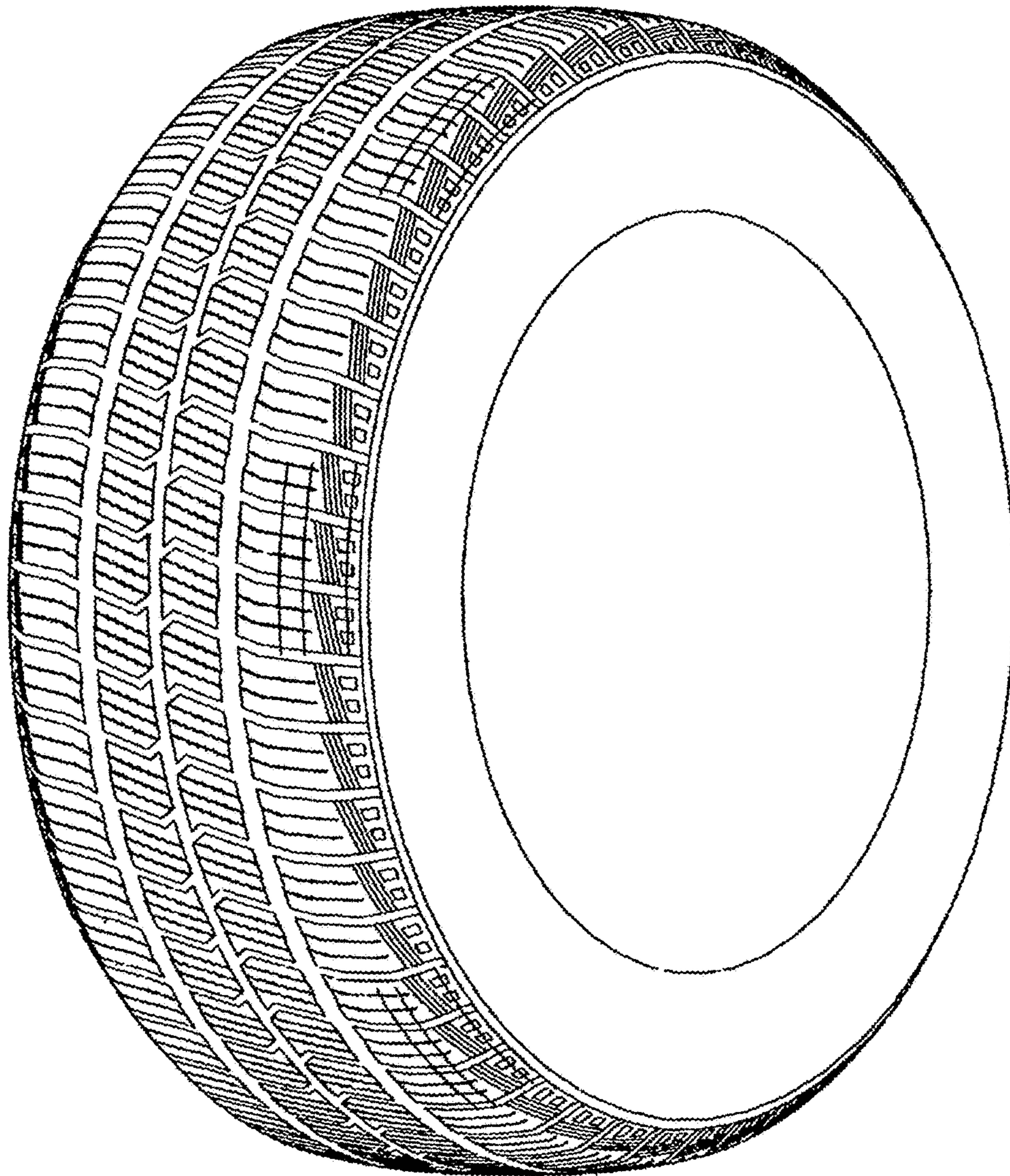


Fig. 4