

(19) World Intellectual Property Organization
International Bureau



(43) International Publication Date
10 June 2010 (10.06.2010)

(10) International Publication Number
WO 2010/065367 A1

(51) International Patent Classification:

B32B 27/10 (2006.01) *B65D 65/40* (2006.01)
B32B 27/20 (2006.01) *D21H 27/30* (2006.01)
B32B 27/36 (2006.01) *D21H 19/28* (2006.01)

(21) International Application Number:

PCT/US2009/065497

(22) International Filing Date:

23 November 2009 (23.11.2009)

(25) Filing Language:

English

(26) Publication Language:

English

(30) Priority Data:

12/277,577 25 November 2008 (25.11.2008) US

(71) Applicant (for all designated States except US): **DIXIE CONSUMER PRODUCTS LLC** [US/US]; 133 Peachtree Street N.E., GA030-41, Atlanta, GA 30303 (US).

(72) Inventors; and

(75) Inventors/Applicants (for US only): **FIKE, Gregory, M.** [US/US]; 2306 Briarwood Hills Drive NE, Atlanta, GA

30319 (US). **POUNDER, Joseph, R.** [US/US]; N1801 Hyacinth Lane, Greenville, WI 54942 (US).

(74) Agents: **KERNS, Michael** et al.; Georgia-Pacific LLC, 133 Peachtree Street NE, Atlanta, GA 30303 (US).

(81) Designated States (unless otherwise indicated, for every kind of national protection available): AE, AG, AL, AM, AO, AT, AU, AZ, BA, BB, BG, BH, BR, BW, BY, BZ, CA, CH, CL, CN, CO, CR, CU, CZ, DE, DK, DM, DO, DZ, EC, EE, EG, ES, FI, GB, GD, GE, GH, GM, GT, HN, HR, HU, ID, IL, IN, IS, JP, KE, KG, KM, KN, KP, KR, KZ, LA, LC, LK, LR, LS, LT, LU, LY, MA, MD, ME, MG, MK, MN, MW, MX, MY, MZ, NA, NG, NI, NO, NZ, OM, PE, PG, PH, PL, PT, RO, RS, RU, SC, SD, SE, SG, SK, SL, SM, ST, SV, SY, TJ, TM, TN, TR, TT, TZ, UA, UG, US, UZ, VC, VN, ZA, ZM, ZW.

(84) Designated States (unless otherwise indicated, for every kind of regional protection available): ARIPO (BW, GH, GM, KE, LS, MW, MZ, NA, SD, SL, SZ, TZ, UG, ZM, ZW), Eurasian (AM, AZ, BY, KG, KZ, MD, RU, TJ, TM), European (AT, BE, BG, CH, CY, CZ, DE, DK, EE, ES, FI, FR, GB, GR, HR, HU, IE, IS, IT, LT, LU, LV,

[Continued on next page]

(54) Title: PAPER PRODUCTS

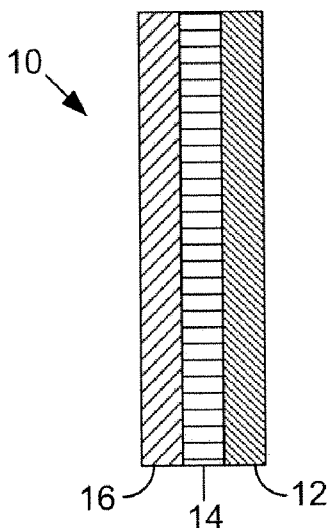


FIG. 1

(57) Abstract: A paper product includes a paperboard comprising a substrate layer, a filler layer, and a cap layer, wherein the filler layer is disposed between the substrate layer and the cap layer, wherein the filler layer includes a filler material, wherein the cap layer includes a polylactic acid based resin, and wherein the cap layer is substantially free of filler material.



WO 2010/065367 A1

MC, MK, MT, NL, NO, PL, PT, RO, SE, SI, SK, SM, **Published:**
TR), OAPI (BF, BJ, CF, CG, CI, CM, GA, GN, GQ, GW, — *with international search report (Art. 21(3))*
ML, MR, NE, SN, TD, TG).

PAPER PRODUCTS

BACKGROUND

[0001] The present disclosure generally relates to paper products, and more particularly, to paper products comprising polylactic acid.

[0002] Paper, paperboard and other fibrous sheets made from natural cellulose-based fibers are biodegradable. However, fibrous sheets tend to be porous. As a result, they do not provide good barriers against liquids. When fibrous sheets are used in applications where they will be exposed to liquids, they must generally be treated with a liquid-resistant material, such as paraffin wax or plastic. By doing so, however, the fibrous sheets are no longer biodegradable, but are as resistant to degradation as plastic or paraffin wax.

[0003] Recently, due to increased environmental awareness, much attention has been directed toward polymers such as polylactic acid (PLA) that are biodegradable. Polylactic acid is a thermoplastic, aliphatic polyester derived from renewable resources, such as corn starch or sugarcanes.

[0004] The use of polylactic acid in paper products, however, has been limited due to at least the cost disadvantages of polylactic acid. In general, the cost of polylactic acid is double that of petroleum based materials. To compound matters, polylactic acid has a higher density than petroleum based materials, which requires the use of more polylactic acid per pound as compared to petroleum based materials. Due to at least these complicating factors, polylactic acid has not readily been adopted for use in paper products.

[0005] Accordingly, a continual need exists for improvements in the use of polylactic acid with paper products.

BRIEF SUMMARY

[0006] Disclosed herein are paper products.

[0007] In one embodiment, a paper product comprises a paperboard comprising a substrate layer, a filler layer, and a cap layer, wherein the filler layer is disposed between the substrate layer and the cap layer, wherein the filler layer includes a filler material, wherein the cap layer includes a polylactic acid based resin, and wherein the cap layer is substantially free of filler material.

[0008] In one embodiment, a paper product comprises a paperboard comprising a substrate layer, a first filler layer, a second filler layer, a first cap layer, a second cap layer, wherein the substrate layer is disposed between the first filler layer and the second filler layer, wherein the first filler layer is disposed between the first cap layer and the substrate layer, wherein the second filler layer is disposed between the second cap layer and the substrate layer, wherein each of the first filler layer and the second filler layer includes a first filler material, wherein the first cap layer and the second cap layer includes a polylactic acid based resin, and wherein each of the first cap layer and the second cap layer is substantially free of filler material.

[0009] In one embodiment, a paper product, comprises a paperboard comprising a substrate layer, a filler layer, and a cap layer, wherein the filler layer is disposed between the substrate layer and the cap layer, wherein the filler layer includes a filler material, wherein the cap layer includes a polyester material selected from the group consisting of: polycaprolactone (PCL), polyvalerolactone (PVL), poly(lactide-co-glycolide) (PLGA), polybutyrolactone (PBL), polyglycolide, and polypropiolactone (PPL) poly(butylene terephthalate) (PBT), polybutylene adipate terephthalate (PBAT), poly butanediol adipic acid (PBA), polylactic acid (PLA), and combinations thereof, and wherein the cap layer is substantially free of filler material.

[0010] The above described and other features are exemplified by the following Figures and detailed description.

BRIEF DESCRIPTION OF THE DRAWINGS

[0011] Referring to the exemplary drawings wherein like elements are numbered alike in the several Figures:

[0012] FIG. 1 illustrates a cross-section of an embodiment of a single-sided paper product; and

[0013] FIG. 2 illustrates a cross-section of an embodiment of a double-sided paper product.

DETAILED DESCRIPTION

[0014] Disclosed herein are paper products and methods of making paper products. It is to be understood that this disclosure is not limited to particular embodiments described, as such may, of course, vary. It is also to be understood that the terminology used herein is for the purpose of describing particular embodiments only, and is not intended to be limiting, since the scope of the present disclosure will be limited only by the appended claims.

[0015] As will be apparent to those of skill in the art upon reading this disclosure, each of the individual embodiments described and illustrated herein has discrete components and features which may be readily separated from or combined with the features of any of the other several embodiments without departing from the scope or spirit of the present disclosure. Any recited method can be carried out in the order of events recited or in any other order that is logically possible.

[0016] The term “paper product” refers to a structure that includes single-sided and double-sided paperboard structures. A paper product can include, but is not limited to, paper cups, hot cups, cold cups, food wraps or sleeves (e.g., a French Fry sleeve, wrap or tray, a hamburger wrap, a sandwich wrap, and the like), hamburger or sandwich clamshell containers, food buckets, folding cartons or containers, paper plates, take-out containers, paper bowls, blister packaging, and paper products having heat seal applications.

[0017] The term “single-sided” refers to a paperboard that has a substrate exposed (open to air or the outside of the paper product) on one side and a cap layer exposed (open to air or a food product or the inside of the paper product) on the opposite side of the paperboard. For example, a paper product that may include a

single-sided paperboard include, but is not limited to, hot cups, food wraps or sleeves, and paper products having heat seal applications, where the cap layer contacts the food product.

[0018] The term “double-sided” refers to a paperboard that has a substrate that is not exposed (open to air). A cap layer disposed on either side of the substrate is exposed (open to air or a food product). For example, a paper product that may include a double-sided paperboard includes, but is not limited to, cold cups, and folding cartons.

[0019] The term “food product” refers to a liquid, solid, cream, or other consistency food item. For example, the food product can include a hot or cold beverage, a sandwich, a hamburger or equivalent sandwich, a potato product (*e.g.*, French Fry, hash browns, tater tots, and the like), popcorn, a taco or a burrito, and a frozen product (*e.g.*, fish, chicken nuggets, and the like).

[0020] The term “substantially free” refers to less than 10 weight percent of a component, specifically less than 5 weight percent, and even more specifically less than 1 weight percent.

[0021] The term “substrate” refers to part of the paperboard made from papermaking fibers (*e.g.*, cellulose fibers) that are suitable for use in the paper products of the present disclosure. The papermaking fibers can include fibers obtained from softwood, hardwood, chemical pulp obtained from softwood and/or hardwood chips liberated into fiber by sulfate, sulfite, sulfide or other chemical pulping processes, mechanical pulp, recycled fibers, refined fibers, and the like. The fibers can be also be obtained from sources such as sabai grass, rice straw, banana leaves, paper mulberry (*i.e.*, bast fiber), abaca leaves, pineapple leaves, esparto grass leaves, and fibers from the genus *Hesperaloe* in the family *Agavaceae*, and the like. In an embodiment, the papermaking fibers can be obtained from one or more of the sources noted above.

[0022] Papermaking fibers can be liberated from their source material by any one of the number of chemical pulping processes (*e.g.*, sulfate, sulfite, polysulfite,

soda pulping, and the like), mechanical and/or chemical pulping processes familiar (*e.g.*, mechanical pulping, thermomechanical pulping, chemi-thermomechanical pulping, and the like).

[0023] Embodiments of the present disclosure provide for paper products, methods of making paper products, and the like. Embodiments of the present disclosure include paper products that include a paperboard. The paperboard can be single-sided or double-sided. Embodiments of the paperboard include at least one filler layer and at least one cap layer, where the cap layer is exposed to the food product in the paper product. The cap layer includes a polylactic acid based resin without any filler material. The filler layer includes a polylactic acid based resin with a filler material.

[0024] Embodiments of the present disclosure are advantageous for at least the reason that the paperboard includes less polylactic acid based resin since a filler material is used in conjunction with the polylactic acid based resin in the filler layer. As a result, the cost associated with paper product is reduced relative to that of a paper product not including a filler layer. In addition, using the polylactic acid based resin without the filler material in the cap layer improves barrier sealing, heat sealing, and/or the staining properties of the paper product. Further, embodiments of the present disclosure provide a coated paper board that is biodegradable.

[0025] In an embodiment, the paper product includes a paperboard that includes a substrate layer, a filler layer, and a cap layer. The filler layer is disposed between the substrate layer and the cap layer. The substrate layer is positioned adjacent (next to) a first side of the filler layer and is in contact with the first side of the filler layer. The filler layer is positioned so that a second side of the filler layer is adjacent the cap layer and in contact with the cap layer. The substrate layer can be made of papermaking fibers as noted above. The substrate can have a thickness of about 5 to 300 pounds (lbs) per ream (rm).

[0026] FIG. 1 illustrates an embodiment of a cross-section of a portion of a paper product 10. The paper product 10 includes paperboard having the following

layers: a substrate 12, a filler layer 14, and a cap layer 16. In an embodiment, the cap layer 16 is in contact with the food product.

[0027] The dimensions (*e.g.*, thickness) substrate layer, the filler layer, the cap layer, and combinations thereof can vary depending on the food product. Table 1 provides illustrative ranges (broader to narrower ranges for one or more embodiments) of the layers for various food products. It should be understood that the layers can be used in food products not noted below, and the dimensions for such layers will be appropriate for the food product.

Table 1

Product	Substrate layer ranges (lb (#)/ream)	Filler layer ranges (#/ream)	Cap layer ranges (#/ream)	Combined (cap + filler layer) ranges (#/ream)
Foodwrap	5-40, 8-30, 10-25	1-15, 2-12, 2-8	1-15, 1-5, 2-5	2-25, 3-20, 4-10
Cups	60-240, 90-200, 90-200	1-24, 1-20, 5-15	1-24, 1-20, 2-5	5-30, 7-25, 7-20
Plates	70-280, 80-240, 90-220	1-24, 1-20, 5-15	1-24, 1-20, 2-5	5-30, 7-25, 7-20
Folding Cartons	60-240, 90-200, 90-200	1-24, 1-20, 5-15	1-24, 1-20, 2-5	5-30, 7-25, 7-20
Food Containers	60-240, 90-200, 90-200	1-24, 1-20, 5-15	1-24, 1-20, 2-5	5-30, 7-25, 7-20

[0028] In another embodiment, the paper product includes a paperboard comprising a substrate layer, a first filler layer, a second filler layer, a first cap layer, a second cap layer. The substrate layer is disposed between the first filler layer and the second filler layer. The first filler layer is disposed between the first cap layer and the

substrate layer. The second filler layer is disposed between the second cap layer and the substrate.

[0029] A first side of the substrate layer is positioned adjacent (next to) a first side of the first filler layer and is in contact with the first side of the first filler layer. The first filler layer is positioned so that a second side of the first filler layer is adjacent the first cap layer and in contact with the first cap layer.

[0030] A second side of the substrate layer is positioned adjacent (next to) a first side of the second filler layer and is in contact with the second side of the first filler layer. The second filler layer is positioned so that a second side of the second filler layer is adjacent the second cap layer and in contact with the second cap layer.

[0031] FIG. 2 illustrates an embodiment of a double-sided paper product 20. The paper product 20 includes paperboard having the following layers: a substrate layer 12, a first filler layer 14, a second filler layer 24, a first cap layer 16, a second cap layer 26. Either or both of the first cap layer 16 and the second cap layer 26 can be in contact with a food product.

[0032] The dimensions (*e.g.*, thickness) substrate layer, the first and the second filler layers, the first and the second cap layers, and combinations thereof can vary depending on the food product. Table 1 above provides illustrative ranges (broader to narrower ranges for one or more embodiments) of the layers for various food products. It should be understood that the layers can be used in food products not noted below, and the dimensions for such layers will be appropriate for the food product. Also, last column of Table 1 corresponds to the combination (combined thickness) of the cap layer and the filler layer. In regard to the embodiment described in FIG. 2, the last column of Table 1 corresponds to the thickness (combined thickness) of first cap layer and the first filler layer, and also corresponds (combined thickness) to the thickness of the second cap layer and the second filler layer.

[0033] In each embodiment, the cap layer (or first or second cap layer) includes a polylactic acid based resin and does not include a filler material. The polylactic acid based resin includes polylactic acid (also referred to as “polylactide”

or “poly(lactic acid)”). The polylactic acid can include the L-lactic acid and/or D-lactic acid forms of polylactic acid as well as components derived from lactic acid. In an embodiment, the polylactic acid is a polymer, a copolymer, or a terpolymer, based on polylactic acid. Embodiments of the polylactic acid based resin are not limited by the method of making the polylactic acid based resin or the polylactic acid.

[0034] In an embodiment, the polylactic acid based resin includes a polymer, a copolymer, or a terpolymer, based on polylactic acid, where the resin includes greater than about 50 weight percent polylactic acid, greater than about 60 weight percent polylactic acid, greater than about 70 weight percent polylactic acid, greater than about 80 weight percent polylactic acid, greater than about 90 weight percent polylactic acid, or greater than about 95 weight percent polylactic acid.

[0035] In an embodiment, the polylactic acid can have a molecular weight from about 2 to 500,000. In an embodiment, the polylactic acid can have a molecular weight from about 10,000 to 500,000. In an embodiment, the polylactic acid can have a molecular weight from about 50,000 to 500,000. In an embodiment, the polylactic acid can have a molecular weight from about 100,000 to 500,000. In an embodiment, the polylactic acid can have a molecular weight from about 200,000 to 500,000. In an embodiment, the polylactic acid can have a molecular weight from about 250,000 to 500,000. In an embodiment, the polylactic acid can have a molecular weight from about 10,000 to 250,000. In an embodiment, the polylactic acid can have a molecular weight from about 10,000 to 200,000. In an embodiment, the polylactic acid can have a molecular weight from about 10,000 to 100,000. In an embodiment, the polylactic acid can have a molecular weight from about 50,000 to 250,000. In an embodiment, the polylactic acid can have a molecular weight from about 50,000 to 200,000. In an embodiment, the polylactic acid can have a molecular weight from about 50,000 to 100,000.

[0036] In an embodiment, the polylactic acid can have a melting point of about 160 to 210° C (degrees Celsius).

[0037] In an embodiment, the polylactic acid can have a have a glass transition temperature of 50 to 80° C.

[0038] In an embodiment, the polylactic acid prior to processing has a Melt Index of greater than 1 to about 10.

[0039] In an embodiment, the cap layer can include other polyester polymers such as, but not limited to, polycaprolactone (PCL), polyvalerolactone (PVL), poly(lactide-co-glycolide) (PLGA), polybutyrolactone (PBL), polyglycolide, polypropiolactone (PPL), poly(butylene terephthalate) (PBT), polybutylene adipate terephthalate (PBAT) (Ecoflex™, made by BASF), poly butanediol adipic acid (PBA), and combinations thereof. In an embodiment, the other polyester can be PBA, PBT, PCL, and combinations thereof. In one embodiment, the polyester polymers are biodegradable.

[0040] In an embodiment, the polylactic acid based resin can be about 5 to 40 percent weight of the cap layer. In an embodiment, the other polyester polymers can be about 5 to 60 percent weight of the cap layer. In another embodiment, the polylactic acid based resin can be about 80 to 100 percent weight of the cap layer. In an embodiment, the other polyester polymers, if present, can be about 10 to 20 percent weight of the cap layer.

[0041] In another embodiment, the polylactic acid based resin can be about 80 to 90 percent weight of the cap layer. In an embodiment, the other polyester polymers can be about 10 to 20 percent weight of the cap layer.

[0042] In another embodiment, the polylactic acid based resin can be about 82 to 88 percent weight of the cap layer. In an embodiment, the other polyester polymers can be about 12 to 18 percent weight of the cap layer.

[0043] In each embodiment, the filler layer (or first and second filler layers) includes a filler material. The filler material can include, but is not limited to, calcium carbonate, TiO₂, BaSO₄, clay, kaolin, silica, Mg-Al-silicate, styrene-based resin, acrylic resin, styrene-acrylic copolymer resin, vinyl chloride, polycarbonate, mica,

sodium carbonate, potassium carbonate, barium carbonate, sodium silicate, sodium borosilicate, magnesium oxide, strontium oxide, barium oxide, zeolites, silicon dioxide, magnesium oxide, calcium oxide, barium oxide and combinations thereof. The filler materials can have a range of a particle diameters dimensions and shapes. In an embodiment, calcium carbonate is ground and has an average diameter of about 1 micron. It should be noted that the dimensions and shapes can vary depending, at least in part, on the filler material, food product, and use of the food product. In an embodiment, the filler layer can include a polylactic acid based resin such as those described above in reference to the cap layer. In an embodiment, the polylactic acid based resin in the filler layer is the same as the polylactic acid based resin in the cap layer.

[0044] In an embodiment, the filler layer can include other polyester polymers such as those described above in reference to the cap layer. In an embodiment, the other polyester polymers in the filler layer are the same as the other polymers in the cap layer.

[0045] In an embodiment, the filler layer can include a polylactic acid based resin and other polyester polymers, such as those described above in reference to the cap layer. In an embodiment, the polylactic acid based resin and the other polyester polymers in the filler layer are the same as the polylactic acid based resin and the other polyester polymers in the cap layer.

[0046] In an embodiment, the filler material can be about 5 to 30 percent weight of the filler layer. In an embodiment, the polylactic acid based resin can be about 30 to 80 percent weight of the filler layer. In an embodiment, the other polyester polymers can be about 2 to 30 percent weight of the filler layer.

[0047] In an embodiment, the filler material can be about 15 to 25 percent weight of the filler layer. In an embodiment, the polylactic acid based resin can be about 55 to 80 percent weight of the filler layer. In an embodiment, the other polyester polymers can be about 5 to 20 percent weight of the filler layer.

[0048] In an embodiment, the filler material can be about 20 to 25 percent weight of the filler layer. In an embodiment, the polylactic acid based resin can be about 63 to 74 percent weight of the filler layer. In an embodiment, the other polyester polymers can be about 6 to 12 percent weight of the filler layer.

[0049] In an embodiment, the filler layer includes each of the filler material, the polylactic acid based resin, and the other polyester polymers in any combination of the ranges noted above.

[0050] In an embodiment, the filler layer and the cap layer can be formed using methods known in the art. In an embodiment, the filler layer can be formed using polymer extrusion techniques by disposing the filler layer materials onto the substrate. Unlike other processes using polylactic acid, the substrate does not need to be heated prior to disposing the filler layer onto the substrate. The heating of the substrate in other processes is done to increase adhesion of the polymer to the substrate. In contrast, embodiments of the filler layer have enhanced adhesion, which appears to be due to the inclusion of the filler material. This process can be performed one or more times to form the appropriate thickness of the layer. Then, the cap layer materials can be disposed onto the filler layer. This process can be performed one or more times to form the appropriate thickness of the layer. Thus, having the cap layer made of polylactic acid base resin and some other polyesters, the paper product has enhanced staining properties. Similar processes can be used to form the double-sided paperboard.

[0051] In an embodiment, the layers of the food product can be produced using coextrusion processes. In an embodiment, the coextrusion process includes combining the filler layer and the cap layer prior to bringing into contact with the substrate and cooling of the polymer melt with the chill roll.

Examples

[0052] Now having described the embodiments of the present disclosure, in general, the following Examples describe some additional embodiments of the present disclosure. While embodiments of the present disclosure are described in connection

with the following examples and the corresponding text and figures, there is no intent to limit embodiments of the present disclosure to this description. On the contrary, the intent is to cover all alternatives, modifications, and equivalents included within the spirit and scope of embodiments of the present disclosure.

[0053] Efforts have been made to ensure accuracy with respect to numbers (*e.g.*, amounts, temperature, etc.), but some errors and deviations should be accounted for.

[0054] The ability of a material to resist staining can be tested by exposing the material to an environmental stimulus and measuring the change in color that occurs between an unexposed sample and the exposed sample. The color changes are commonly measured using the L*a*b* scale. L* measures the whiteness of the material on a scale of 0-100 with 0 being black and 100 being perfectly white. a* measures green to red with red values >0 and green values <0. b* measures blue to yellow with yellow values >0 and blue values <0. The overall color change is determined by calculating Delta E, which is the geometric average of the differences in L*, a*, and b* between exposed and unexposed samples. Lower Delta E values indicate less staining of the sample.

[0055] The change in brightness values that occur during staining is also an indication of the ability of the surface to resist stain. Brightness is measured according to Tappi method T 452.

[0056] The level of adhesion of an extrusion coated material to the substrate of interest can be measured using a method described below that measures the resistance to separation as the adherent is peeled from the adherend. This method is designed for determining the adhesion strength of polymer to paper and paperboard using the Dixie® Adhesion Tester. For determining adhesion strength using the Instron, see ACC Standard Method M-726.

Apparatus:

Dixie® Adhesion Tester: The Dixie® adhesion tester separates at an angle of approximately 180° at a separation speed of 1 inch per minute (in./min).

Scotch (3M) No. 600 cellophane tape, 1-1/2 inch width.

Die cutter with die, razor blade cutter with a straight edge, or other means for cutting 1 inch wide specimens with exactly parallel edges.

1 in. x 6 in. paper strips (approximately 105 pounds per ream (lbs./rm). basis weight).

Scotch (3M) No. 600 cellophane tape, 1/2 inch or 1 inch width.

Beaker, 150 or 250 milliliters (ml).

Reagents:

Methanol, methyl chloroform, toluene, and MEK (for use on polyethylene coated printed substrates).

Specimen Preparation:

[0057] If this test is made at the plant, or if it is possible to obtain samples so prepared, run a release (slip) sheet across the web through the substrate.

[0058] Condition all samples at least 24 hours at 73° F (degrees Fahrenheit), 50% relative humidity (R.H.) prior to testing. Where facilities are available, precondition the samples at 30%-35% R.H. prior to conditioning at 50% R.H. so as to approach equilibrium moisture from the low side. Carry on all subsequent preparation and testing at 73° F, 50% R.H.

[0059] Cut at least three specimens 2 inches wide and 7 inches long, with the grain direction the long way, from throughout the sample lot so as to be as representative as possible of the lot and free from folds, wrinkles, or other blemishes. Where full web widths are available, it is recommended to take three specimens across the web; i.e., front, center, and back. If samples were obtained with a release (slip) sheet, cut the specimens starting at the "lead-in" edge of the release sheet and cutting in the machine direction so that the first ½ in. to-1 in. of specimen has the release paper and a free tab of polymer.

[0060] If samples were not available with a release sheet, attempt to start a separation by hand at one end of a specimen. Generally, a separation can be started by initiating a tear. If the separation cannot be started by hand, dip one end, to a depth of approximately ¼ inch, into methanol (in the beaker). This is generally sufficient to loosen the polymer. However, if it fails, try methyl chloroform and/or toluene. For polymer coated printed substrates, MEK will dissolve the ink and start a separation.

[0061] Apply a 1-1/2 inch wide strip of cellophane tape to the polymer side of the specimen that is to be tested. Cut a 1 inch wide specimen from the taped area of the specimen (1 in x 7 in) including the portion with the separation initiated. Attach a 1 in. x 6 in. paper strip to the polymer-tape tab with Scotch tape to form a leader.

[0062] Some specification or requests call for not backing the polymer. If this is the case, cut the specimens in 1 in. x 7 in. instead of 2 in. x 7 in.

[0063] Procedure:

[0064] Zero out the force gauge without a specimen in the tester. Clamp the substrate in the clamp of the tester at the end at which the separation was started. Bring the paper strip, attached to the polymer-tape tab, back over the specimen and Scotch tape the end of the paper strip to the aluminum drum. Start the tester by switching the toggle- switch "On." After ½ in. to 1 in. of "peel-back," read the force dial reading. Be certain that a reading is not taken in an area that may have had solvent wickage.

Report:

[0065] Report the average adhesion in grams/l in. width for each of the three positions across the web (or the minimum, maximum, and average readings if full web width samples were not available). Report any other observations such as polymer tearing, and the like. Also report if the polymer was backed (with cellophane tape) or unbacked.

Example 1

[0066] All adhesion testing resulted in fiber tear adhesion, which results when the strength of the bond between the polymer and the paper substrate is stronger than the strength of the fiber-fiber bonds that hold the sheet together. When the poly/paper adhesion exceeds this level and the polymer is peeled away from the paper, there will be delamination of the paper, not peeling of the polymer from the paper.

Staining Tests:

[0067] The ability of coated paper to resist staining when in contact with coffee is tested by placing coffee in contact with the coated board for a time of 5 minutes using a ring system that is used in Water Cobb testing of paper sizing. Optical measurements utilizing McBeth light standards are taken before and after staining and the values recorded. Delta E values are calculated as the geometric average of the differences in L*, a*, and b*.

Sample	Brightness	L*	a*	b*	Delta E
Cap material before staining	80.24	94.13	-1.25	4.48	
Cap material after staining	78.29	93.69	-1.27	5.25	
Difference	1.95	0.44	0.03	-0.78	0.90
PLA w/ 5% CaCO ₃ before staining	80.12	94.10	-1.31	4.54	
PLA w/ 5% CaCO ₃ after staining	77.28	93.53	-1.37	5.81	
Difference	2.84	0.57	0.07	-1.26	1.39
PLA w/ 15% CaCO ₃ before staining	79.99	94.01	-1.28	4.47	
PLA w/ 15% CaCO ₃ after staining	75.00	93.08	-1.59	6.92	
Difference	5.00	0.93	0.31	-2.45	2.64

[0068] The cap material shows significantly less color change with the 65.9% and 35.2% reduction in Delta E values between the 15% filled and 5% filled samples, respectively. The brightness loss measures 61% and 31.3% improvement for 15% and 5% fill levels, respectively. The resistance to staining is valuable because it provides the perception of a clean, inert surface for food contact applications.

[0069] It should be noted that ratios, concentrations, amounts, and other numerical data may be expressed herein in a range format. It is to be understood that such a range format is used for convenience and brevity, and thus, should be interpreted in a flexible manner to include not only the numerical values explicitly recited as the limits of the range, but also to include all the individual numerical values or sub-ranges encompassed within that range as if each numerical value and sub-range is explicitly recited. To illustrate, a concentration range of “about 0.1% to about 5%” should be interpreted to include not only the explicitly recited concentration of about 0.1 wt% to about 5 wt%, but also include individual concentrations (*e.g.*, 1%, 2%, 3%, and 4%) and the sub-ranges (*e.g.*, 0.5%, 1.1%, 2.2%, 3.3%, and 4.4%) within the indicated range. The term “about” can include $\pm 1\%$, $\pm 2\%$, $\pm 3\%$, $\pm 4\%$, $\pm 5\%$, $\pm 6\%$, $\pm 7\%$, $\pm 8\%$, $\pm 9\%$, or $\pm 10\%$, or more of the numerical value(s) being modified. In addition, the phrase “about ‘x’ to ‘y’” includes “about ‘x’ to about ‘y’”.

[0070] While the disclosure has been described with reference to an exemplary embodiment, it will be understood by those skilled in the art that various changes may be made and equivalents may be substituted for elements thereof without departing from the scope of the disclosure. In addition, many modifications may be made to adapt a particular situation or material to the teachings of the disclosure without departing from the essential scope thereof. Therefore, it is intended that the disclosure not be limited to the particular embodiment disclosed as the best mode contemplated for carrying out this disclosure, but that the disclosure will include all embodiments falling within the scope of the appended claims.

What is claimed is:

1. A paper product, comprising:
a paperboard comprising a substrate layer, a filler layer, and a cap layer, wherein the filler layer is disposed between the substrate layer and the cap layer, wherein the filler layer includes a filler material, wherein the cap layer includes a polylactic acid based resin, and wherein the cap layer is substantially free of filler material.
2. The paper product of claim 1, wherein the filler material is about 5 to 25 % weight of the filler layer.
3. The paper product of claim 1, wherein the filler material is selected from a material selected from the group consisting of: calcium carbonate, TiO₂, BaSO₄, clay, kaolin, silica, Mg-Al-silicate, styrene-based resin, acrylic resin, styrene-acrylic copolymer resin, vinyl chloride, polycarbonate, mica, sodium carbonate, potassium carbonate, barium carbonate, sodium silicate, sodium borosilicate, magnesium oxide, strontium oxide, barium oxide, a zeolite, silicon dioxide, magnesium oxide, calcium oxide, barium oxide, and a combination thereof.
4. The paper product of claim 1, wherein the filler material is calcium carbonate.
5. The paper product of claim 1, wherein the filler layer includes a polylactic acid based resin, wherein the polylactic acid based resin is about 30 to 80 % weight of the filler layer.
6. The paper product of claim 5, wherein the filler layer includes a polyester material selected from the group consisting of: polycaprolactone (PCL), polyvalerolactone (PVL), poly(lactide-co-glycolide) (PLGA), polybutyrolactone (PBL), polyglycolide, and polypropiolactone (PPL) poly(butylene terephthalate) (PBT), polybutylene adipate terephthalate (PBAT), poly butanediol adipic acid (PBA), and combinations thereof.

7. The paper product of claim 1, wherein the polylactic acid based resin is about 40 to 100 % weight of the cap layer.
8. The paper product of claim 1, wherein the cap layer includes a polyester material selected from the group consisting of: polycaprolactone (PCL), polyvalerolactone (PVL), poly(lactide-co-glycolide) (PLGA), polybutyrolactone (PBL), polyglycolide, and polypropiolactone (PPL) poly(butylene terephthalate) (PBT), polybutylene adipate terephthalate (PBAT), poly butanediol adipic acid (PBA), and a combinations thereof.
9. The paper product of claim 1, wherein the thickness of the cap layer and the filler layer is about 2 to 30 lb per ream.
10. The paper product of claim 1, wherein the thickness of the cap layer is about 1 to 24 lb per ream.
11. The paper product of claim 1, wherein the thickness of the filler layer is about 1 to 24 lb per ream.
12. The paper product of claim 1, wherein the substrate is made of papermaking fibers.
13. The paper product of claim 1, wherein the paper product is selected from the group consisting of: a hot cup, a food wrap, a sleeve, and a paper product having heat seal applications, wherein a portion of the cap layer is disposed on an inner surface of the paper product and contacts a food product.

14. A paper product, comprising:
a paperboard comprising a substrate layer, a first filler layer, a second filler layer, a first cap layer, a second cap layer, wherein the substrate layer is disposed between the first filler layer and the second filler layer, wherein the first filler layer is disposed between the first cap layer and the substrate layer, wherein the second filler layer is disposed between the second cap layer and the substrate layer, wherein each of the first filler layer and the second filler layer includes a first filler material, wherein the first cap layer and the second cap layer includes a polylactic acid based resin, and wherein each of the first cap layer and the second cap layer is substantially free of filler material.
15. The paper product of claim 14, wherein each of the first and the second filler material are independently selected from a material selected from the group consisting of: calcium carbonate, kaolin, clay, mica, talc, and a combination thereof.
16. The paper product of claim 14, wherein at least one filler layer includes a polyester material selected from the group consisting of: polycaprolactone (PCL), polyvalerolactone (PVL), poly(lactide-co-glycolide) (PLGA), polybutyrolactone (PBL), polyglycolide, and polypropiolactone (PPL) poly(butylene terephthalate) (PBT), polybutylene adipate terephthalate (PBAT), poly butanediol adipic acid (PBA), and a combinations thereof.
17. A paper product, comprising:
a paperboard comprising a substrate layer, a filler layer, and a cap layer, wherein the filler layer is disposed between the substrate layer and the cap layer, wherein the filler layer includes a filler material, wherein the cap layer includes a polyester material selected from the group consisting of: polycaprolactone (PCL), polyvalerolactone (PVL), poly(lactide-co-glycolide) (PLGA), polybutyrolactone (PBL), polyglycolide, and polypropiolactone (PPL) poly(butylene terephthalate) (PBT), polybutylene adipate terephthalate (PBAT), poly butanediol adipic acid (PBA), polylactic acid (PLA), and combinations thereof, and wherein the cap layer is substantially free of filler material.

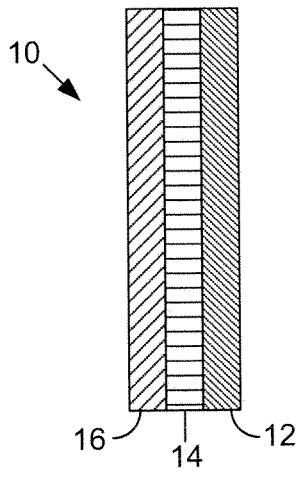


FIG. 1

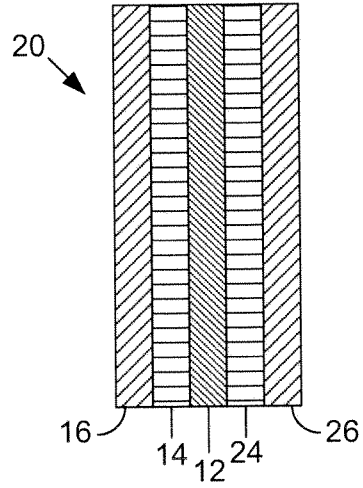


FIG. 2

INTERNATIONAL SEARCH REPORT

International application No
PCT/US2009/065497

A. CLASSIFICATION OF SUBJECT MATTER		
INV. B32B27/10	B32B27/20 B32B27/36 B65D65/40 D21H27/30 D21H19/28	
According to International Patent Classification (IPC) or to both national classification and IPC		
B. FIELDS SEARCHED		
Minimum documentation searched (classification system followed by classification symbols) B32B B65D D21H		
Documentation searched other than minimum documentation to the extent that such documents are included in the fields searched		
Electronic data base consulted during the international search (name of data base and, where practical, search terms used) EPO-Internal, WPI Data		
C. DOCUMENTS CONSIDERED TO BE RELEVANT		
Category*	Citation of document, with indication, where appropriate, of the relevant passages	
	Relevant to claim No.	
X	WO 98/53141 A (CARGILL INC [US]) 26 November 1998 (1998-11-26) page 1, line 6 - line 9 page 6, line 25 - page 8, line 4 page 26, line 20 - page 27, line 32 page 37, line 1 - page 38, line 18 page 41, line 14 - line 27 page 43, line 19 - line 21; claims 1-19; figures 1-3,10	1-17
X	US 2007/184220 A1 (CLEVELAND CHRISTOPHER S [US] ET AL) 9 August 2007 (2007-08-09) the whole document	1-17
A	US 2007/218275 A1 (PARRIS JAMES H [US] ET AL) 20 September 2007 (2007-09-20) the whole document	1-17
	----- -/-- -----	
<input checked="" type="checkbox"/> Further documents are listed in the continuation of Box C. <input checked="" type="checkbox"/> See patent family annex.		
* Special categories of cited documents :		
"A" document defining the general state of the art which is not considered to be of particular relevance	"T" later document published after the international filing date or priority date and not in conflict with the application but cited to understand the principle or theory underlying the invention	
"E" earlier document but published on or after the international filing date	"X" document of particular relevance; the claimed invention cannot be considered novel or cannot be considered to involve an inventive step when the document is taken alone	
"L" document which may throw doubts on priority claim(s) or which is cited to establish the publication date of another citation or other special reason (as specified)	"Y" document of particular relevance; the claimed invention cannot be considered to involve an inventive step when the document is combined with one or more other such documents, such combination being obvious to a person skilled in the art.	
"O" document referring to an oral disclosure, use, exhibition or other means	"&" document member of the same patent family	
"P" document published prior to the international filing date but later than the priority date claimed		
Date of the actual completion of the international search	Date of mailing of the international search report	
22 February 2010	03/03/2010	
Name and mailing address of the ISA/ European Patent Office, P.B. 5818 Patentlaan 2 NL - 2280 HV Rijswijk Tel. (+31-70) 340-2040, Fax: (+31-70) 340-3016	Authorized officer Hindia, Evangelia	

INTERNATIONAL SEARCH REPORT

International application No
PCT/US2009/065497

C(Continuation). DOCUMENTS CONSIDERED TO BE RELEVANT		
Category*	Citation of document, with indication, where appropriate, of the relevant passages	Relevant to claim No.
A	<p>EP 1 946 922 A (YAMAMATSU TAKEYUKI [JP]) 23 July 2008 (2008-07-23) paragraphs [0002] - [0006]; claims 1-4; example 1</p> <p align="center">-----</p>	1-17
A	<p>US 2004/248486 A1 (HODSON SIMON K [US]) 9 December 2004 (2004-12-09) paragraphs [0002], [0011], [0062], [0073] - [0079], [0117] - [0126], [0203] - [0206]; claims 1-51</p> <p align="center">-----</p>	1-17

INTERNATIONAL SEARCH REPORT

Information on patent family members

International application No

PCT/US2009/065497

Patent document cited in search report	A	Publication date	Patent family member(s)	Publication date
WO 9853141	A	26-11-1998	AU 733819 B2	24-05-2001
			AU 7586298 A	11-12-1998
			BR 9809136 A	04-12-2001
			CA 2291172 A1	26-11-1998
			EP 0981666 A1	01-03-2000
			JP 2002513449 T	08-05-2002
			NO 995734 A	24-01-2000
			NZ 501695 A	25-07-2003
			US 6183814 B1	06-02-2001
US 2007184220	A1	09-08-2007	AU 2007212477 A1	16-08-2007
			CA 2640746 A1	16-08-2007
			CN 101378903 A	04-03-2009
			EP 1981710 A1	22-10-2008
			JP 2009525900 T	16-07-2009
			KR 20080091396 A	10-10-2008
			WO 2007092394 A1	16-08-2007
US 2007218275	A1	20-09-2007	CA 2646397 A1	27-09-2007
			EP 1996398 A2	03-12-2008
			WO 2007109569 A2	27-09-2007
EP 1946922	A	23-07-2008	AT 439978 T	15-09-2009
			CA 2618558 A1	18-07-2008
			DK 1946922 T3	11-01-2010
			JP 2008174264 A	31-07-2008
			US 2008176015 A1	24-07-2008
US 2004248486	A1	09-12-2004	AU 2004243688 A1	09-12-2004
			CA 2526457 A1	09-12-2004
			CN 1826222 A	30-08-2006
			EP 1660323 A2	31-05-2006
			WO 2004106630 A2	09-12-2004
			JP 2006526713 T	24-11-2006
			JP 2009234266 A	15-10-2009
			US 2006240726 A1	26-10-2006