

No. 685,938.

Patented Nov. 5, 1901.

W. B. PAGE.
DELIVERY PACKAGE.
(Application filed May 20, 1901.)

(No Model.)

Fig. 1.

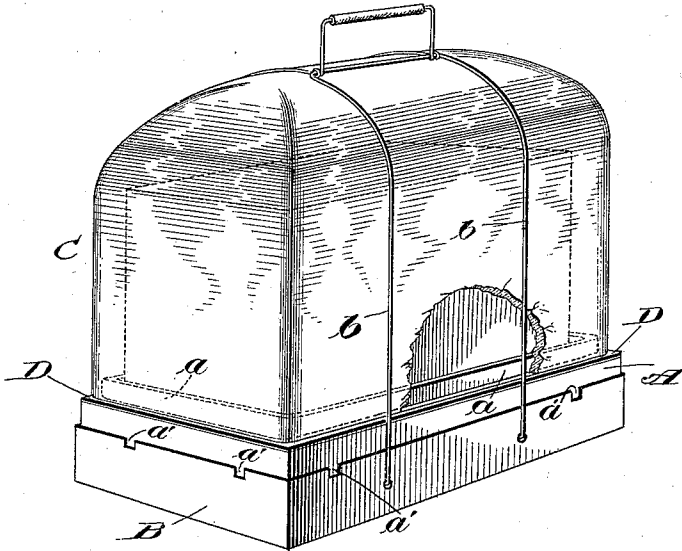


Fig. 2.

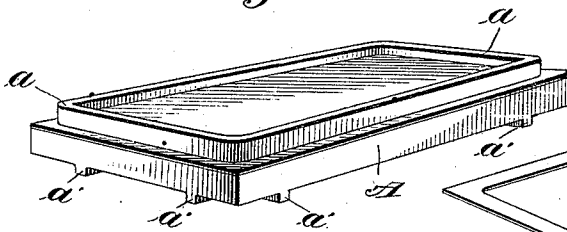


Fig. 3.

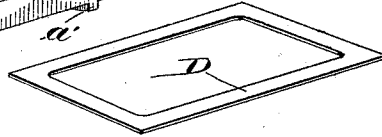


Fig. 4.

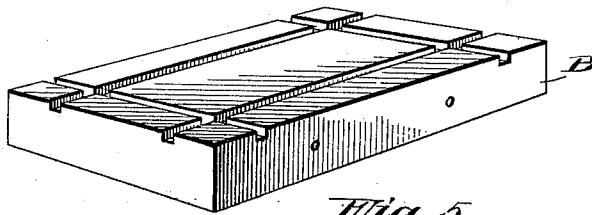
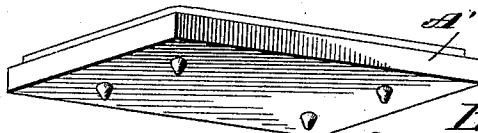


Fig. 5.



Witnesses:

J. H. Glendening

H. S. Gaither.

Inventor:

William B. Page.

By Charles W. Hill,

Atty.

UNITED STATES PATENT OFFICE.

WILLIAM B. PAGE, OF DIXON, ILLINOIS, ASSIGNOR TO PAGE MODEL BUTTER CO., OF CHICAGO, ILLINOIS, A CORPORATION OF ILLINOIS.

DELIVERY-PACKAGE.

SPECIFICATION forming part of Letters Patent No. 685,938, dated November 5, 1901.

Application filed May 20, 1901. Serial No. 61,129. (No model.)

To all whom it may concern:

Be it known that I, WILLIAM B. PAGE, a citizen of the United States, and a resident of Dixon, in the county of Lee and State of Illinois, have invented certain new and useful Improvements in Delivery-Packages; and I do hereby declare that the following is a full, clear, and exact description thereof, reference being had to the accompanying drawings, and to the letters of reference marked thereon, which form a part of this specification.

This invention relates more particularly to a delivery-package for butter or the like.

The object of the invention is to provide a cheap, simple, and attractive package or receptacle readily kept in sanitary condition and designed to be used in delivering individual packages of butter to consumers and to keep the same free from dust or contamination of any sort.

The invention consists of the matters hereinafter described, and more fully pointed out and defined in the appended claims.

In the drawings, Figure 1 is a perspective view, partly broken, of a device embodying my invention. Fig. 2 is a view of the base of the package. Fig. 3 is a packing-ring. Fig. 4 is a perspective view of the insulating-base. Fig. 5 is a similar view of a modification of the package-bottom.

In the drawings, A indicates a package-base, of glass or other readily-cleansable material, provided on its upper surface with a raised flange *a*, extending around the same in close proximity to the edge and adapted to receive within the same a cake of butter or other desired substance. (Shown in dotted lines in Fig. 1.) The bottom of said base is provided with longitudinal and transverse raised flanges *a'*, adapted to fit into transverse longitudinal grooves in an insulating-base B, of wood, indurated fiber, or other material not a good heat-conductor. Said insulating-base is provided with transverse apertures extending therethrough, through which pass the ends of a wire *b*, which acts to secure the parts of the package together and to serve as a handle therefor. A detachable cover, (indicated by C,) open at its bottom, fits closely on said base outside the flange *a*. Said cover is preferably constructed of glass

or the like and, as shown, is convex transversely and longitudinally on its top and rectangular in horizontal section, corresponding with the general contour of the base, and is adapted to be secured thereon by means of said wire *b*, the loop of which is drawn upwardly and engaged by the ends of the wire, which are hooked for that purpose. A section of rubber tubing or the like is secured in the loop, as shown in Fig. 1, to form a handle. For the purpose of more perfectly closing or sealing said package a packing D, of paper, rubber, or other suitable resilient material, may be cut to fit on said package-base outside the flange *a* and upon which the bottom of the cover engages when the package is in use. If preferred, instead of providing the longitudinal and transverse grooves or flanges on the bottom of the package-base projections may be formed thereon, as indicated on the package-base A', Fig. 5, and adapted to engage in complementary sockets in the upper surface of the insulating means.

Obviously a delivery-package constructed in accordance with my invention may be made of any desired size, shape, or material, and it may be used for many other purposes than that herein described.

Many features of construction may be varied without departing from the principle of this invention.

I claim as my invention—

1. A delivery and display package comprising a non-absorbent two-part package-base one of said parts being of wood or the like the other of vitreous material, a non-absorbent transparent receptacle forming a cover and fitting closely on said base and means for binding the cover thereon.

2. A delivery and display package comprising a package-base consisting of a bottom layer of wood and an upper layer of glass interlocking therewith, a rigid transparent cover fitting closely on said glass base portion and means secured on the wood base portion for binding the cover thereon.

3. In a device of the class described, a package-base, a raised flange on the upper side thereof adjacent to the margins, an insulating-base rigidly engaged beneath the package-base, adjustable binding means secured

on the insulating-base, a cover fitting closely on the package-base outside the flange said binding means acting to secure said cover package-base and insulating-base rigidly together.

5 4. In a delivery-package, a package-base, a raised flange extending around the upper surface thereof adjacent to the margins, a cover fitting closely on said package-base outside the flange, projections on the bottom of
10 the package-base a removable insulating-base provided in its upper surface with recesses to engage said projections and a wire extending through one of said members and
15 acting to bind the others rigidly thereto.

5. In a device of the class described, a package-base, a raised flange extending around the upper surface thereof adjacent to the mar-

gin, an annular packing of resilient material surrounding the margins of the package-base 20 outside the flange, a cover fitting closely over said flange and upon said package-base, removable means for thermally insulating the package on its bottom and a bent wire having its ends passed through said removable 25 insulating means and provided at the extremities with hooks adapted to engage the loop thereof over the cover.

In testimony whereof I have hereunto subscribed my name in the presence of two sub- 30 scribing witnesses.

WILLIAM B. PAGE.

In presence of—
ANNA B. HILLS,
L. J. DELSON.