



US008085804B2

(12) **United States Patent**
Perlman et al.

(10) **Patent No.:** **US 8,085,804 B2**
(45) **Date of Patent:** **Dec. 27, 2011**

(54) **SYSTEM AND METHOD FOR PROCESSING
MULTIPLE BROADCAST MULTIMEDIA
STREAMS**

(75) Inventors: **Stephen G. Perlman**, Palo Alto, CA
(US); **Michael Sleator**, Woodside, CA
(US)

(73) Assignee: **ARRIS Group, Inc.**, Suwanee, GA (US)

(*) Notice: Subject to any disclaimer, the term of this
patent is extended or adjusted under 35
U.S.C. 154(b) by 568 days.

(21) Appl. No.: **11/683,295**

(22) Filed: **Mar. 7, 2007**

(65) **Prior Publication Data**

US 2007/0147406 A1 Jun. 28, 2007

Related U.S. Application Data

(63) Continuation of application No. 09/790,076, filed on
Feb. 20, 2001, now abandoned.

(51) **Int. Cl.**
H04L 12/54 (2006.01)

(52) **U.S. Cl.** **370/429**

(58) **Field of Classification Search** 370/412-429,
370/385.1, 388.2, 397.1, 398.1, 402.1, 536,
370/203, 229-240, 241-253, 254-258, 298-306,
370/351-356, 357-395, 395.1, 395.2, 395.21,
370/395.3, 395.31, 395.32, 395.4, 395.41,
370/395.42, 395.43, 395.5, 395.52, 395.53,
370/395.54, 395.6, 395.61, 396-411, 503-520
See application file for complete search history.

(56) **References Cited**

U.S. PATENT DOCUMENTS

4,944,008 A 7/1990 Piosenka et al.
5,146,325 A 9/1992 Ng
5,230,019 A 7/1993 Yanagimichi et al.
5,371,551 A 12/1994 Logan et al.

5,414,455 A * 5/1995 Hooper et al. 725/88
5,444,491 A * 8/1995 Lim
5,477,263 A 12/1995 O'Callaghan et al.
5,481,296 A * 1/1996 Cragun et al. 725/136
5,493,581 A * 2/1996 Young et al. 375/350
5,495,246 A 2/1996 Nichols et al.
5,515,373 A 5/1996 Lynch et al.

(Continued)

FOREIGN PATENT DOCUMENTS

EP 0 346 700 12/1989
(Continued)

OTHER PUBLICATIONS

PCT International Search Report in PCT/US02/05206 filed Feb. 13,
2002.

(Continued)

Primary Examiner — Kwang B Yao

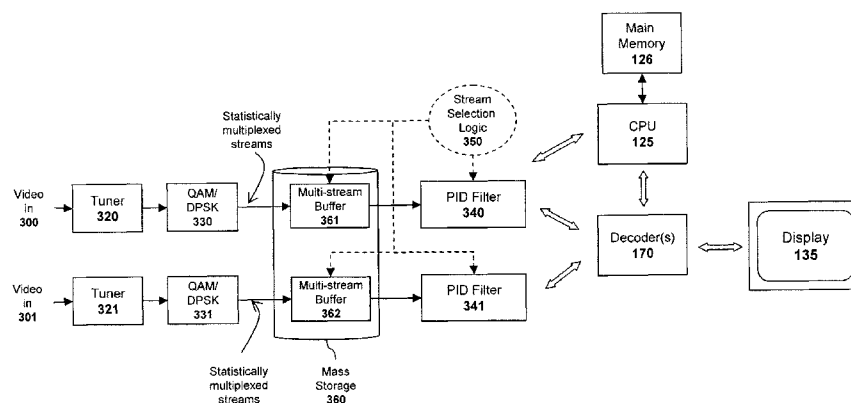
Assistant Examiner — Jung-Jen Liu

(74) *Attorney, Agent, or Firm* — Troy A. Van Aacken; Robert
J. Starr

(57) **ABSTRACT**

A computer-implemented method is disclosed including:
receiving a broadcast signal containing a set of multiplexed
multimedia channels; storing said multiplexed multimedia
channels in a temporary storage buffer on a mass storage
device; determining a point in said temporary storage buffer
to begin demultiplexing and decoding a first channel respon-
sive to a user request to view a particular program on said first
channel in its entirety, said point indicating the start of said
program on said first channel; and demultiplexing and decod-
ing said first channel of said set of multiplexed multimedia
channels from said point within said temporary storage
buffer.

34 Claims, 15 Drawing Sheets



U.S. PATENT DOCUMENTS

5,544,327 A * 8/1996 Dan et al. 709/234
 5,574,964 A 11/1996 Hamlin
 5,584,023 A 12/1996 Hsu
 5,594,509 A * 1/1997 Florin et al. 725/43
 5,627,539 A 5/1997 Lynch et al.
 5,631,651 A 5/1997 Nichols et al.
 5,634,074 A 5/1997 Devon et al.
 5,650,831 A 7/1997 Farwell
 5,721,727 A 2/1998 Ashi
 5,727,233 A 3/1998 Lynch et al.
 5,732,216 A 3/1998 Logan et al.
 5,734,589 A 3/1998 Kostreski et al.
 5,734,862 A 3/1998 Kulas
 5,761,180 A 6/1998 Murabayashi et al.
 5,799,190 A 8/1998 Lynch et al.
 5,819,298 A 10/1998 Wong et al.
 5,838,873 A 11/1998 Blatter et al.
 5,862,220 A 1/1999 Perlman
 5,870,477 A 2/1999 Sasaki et al.
 5,883,869 A 3/1999 Tamai et al.
 5,892,536 A 4/1999 Logan et al.
 5,896,444 A 4/1999 Perlman et al.
 5,918,013 A 6/1999 Mighdoll et al.
 5,931,949 A 8/1999 Perlman et al.
 5,938,748 A 8/1999 Lynch et al.
 5,940,073 A 8/1999 Klosterman et al.
 5,963,909 A 10/1999 Warren et al.
 5,966,385 A * 10/1999 Fujii et al. 370/465
 5,978,381 A 11/1999 Perlman et al.
 5,983,273 A 11/1999 White et al.
 5,986,692 A 11/1999 Logan et al.
 6,005,938 A 12/1999 Banker et al.
 6,005,940 A 12/1999 Kulinets
 6,014,693 A 1/2000 Ito et al.
 6,014,694 A 1/2000 Aharoni et al.
 6,023,585 A 2/2000 Perlman et al.
 6,026,079 A 2/2000 Perlman
 6,034,732 A * 3/2000 Hirota et al. 348/441
 6,044,396 A 3/2000 Adams
 6,072,872 A 6/2000 Chang et al.
 6,073,168 A 6/2000 Mighdoll et al.
 6,084,583 A 7/2000 Gerszberg et al.
 6,088,455 A 7/2000 Logan et al.
 RE36,801 E 8/2000 Logan et al.
 6,111,612 A * 8/2000 Ozkan et al. 348/465
 6,118,498 A 9/2000 Reitmeier
 6,134,590 A 10/2000 Perlman
 6,138,147 A 10/2000 Weaver et al.
 6,141,356 A 10/2000 Gorman
 6,141,693 A 10/2000 Perlman et al.
 6,148,082 A * 11/2000 Slattery et al. 380/212
 6,157,948 A * 12/2000 Inoue et al. 709/219
 6,160,545 A * 12/2000 Eyer et al. 715/721
 6,169,879 B1 1/2001 Perlman
 6,185,228 B1 * 2/2001 Takashimizu et al. 370/535
 6,188,397 B1 2/2001 Humpleman
 6,199,076 B1 3/2001 Logan et al.
 6,199,114 B1 3/2001 White et al.
 6,226,241 B1 5/2001 D'Amato et al.
 6,233,389 B1 5/2001 Barton et al.
 6,263,035 B1 * 7/2001 Maresca 375/371
 6,360,368 B1 3/2002 Chawla

6,366,731 B1 4/2002 Na et al.
 6,453,116 B1 9/2002 Ando et al.
 6,505,299 B1 1/2003 Zeng et al.
 6,510,554 B1 1/2003 Gordon et al.
 6,526,580 B2 2/2003 Shimomura et al.
 6,538,999 B1 * 3/2003 Sato 370/252
 6,543,053 B1 * 4/2003 Li et al. 725/88
 6,578,070 B1 6/2003 Weaver et al.
 6,603,488 B2 8/2003 Humpleman
 6,611,503 B1 8/2003 Fitzgerald et al.
 6,853,728 B1 2/2005 Kahn et al.
 7,024,679 B1 * 4/2006 Sie et al. 725/101
 7,079,752 B1 7/2006 Leyendecker
 2002/0061183 A1 5/2002 MacInnis
 2003/0226150 A1 * 12/2003 Berberet et al. 725/94

FOREIGN PATENT DOCUMENTS

EP 0 364 229 4/1990
 EP 0 512 398 11/1992
 EP 0 666 694 8/1995
 EP 0 676 761 10/1995
 EP 0 693 727 1/1996
 EP 0 714 204 5/1996
 EP 0 749 244 12/1996
 EP 0 756 393 1/1997
 EP 0 753 964 5/1997
 EP 0 773 681 5/1997
 EP 0 903 738 9/1998
 EP 0 911 962 4/1999
 EP 0 971 358 1/2000
 EP 1032195 A2 8/2000
 EP 1056279 A1 11/2000
 EP 1018835 A2 12/2000
 EP 1 079 581 2/2001
 EP 1 143 722 10/2001
 WO WO 96/08912 3/1996
 WO WO 99/22513 5/1999
 WO WO 99/33265 7/1999
 WO WO 00/01149 1/2000
 WO WO 00/51129 8/2000
 WO WO 01/04893 1/2001
 WO WO 01/11865 2/2001
 WO WO 01/37546 5/2001
 WO WO 01/74079 10/2001

OTHER PUBLICATIONS

PCT International Search Report in PCT/US01/22002 filed Apr. 10, 2002.
 PCT International Search Report in PCT/US01/22002 filed Feb. 14, 2002.
 Notice of Panel Decision from Pre-Appeal Brief Review in U.S. Appl. No. 09/790,076, filed Feb. 20, 2001.
 Office Action mailed Mar. 22, 2007 in U.S. Appl. No. 09/790,076, filed Feb. 20, 2001.
 Office Action mailed Aug. 28, 2006 in U.S. Appl. No. 09/790,076, filed Feb. 20, 2001.
 Office Action mailed Mar. 8, 2006 in U.S. Appl. No. 09/790,076, filed Feb. 20, 2001.
 Office Action mailed Oct. 5, 2005 in U.S. Appl. No. 09/790,076, filed Feb. 20, 2001.

* cited by examiner

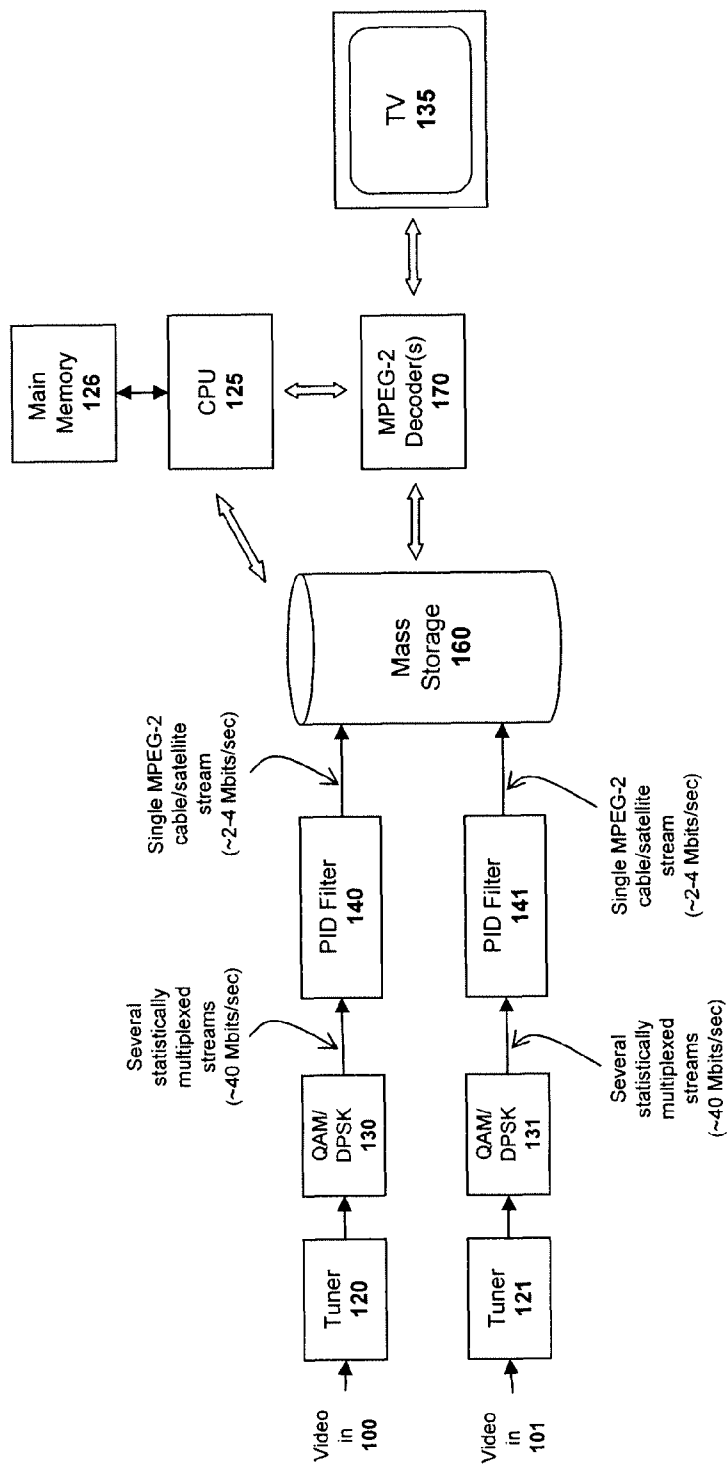


FIG. 1
(prior art)

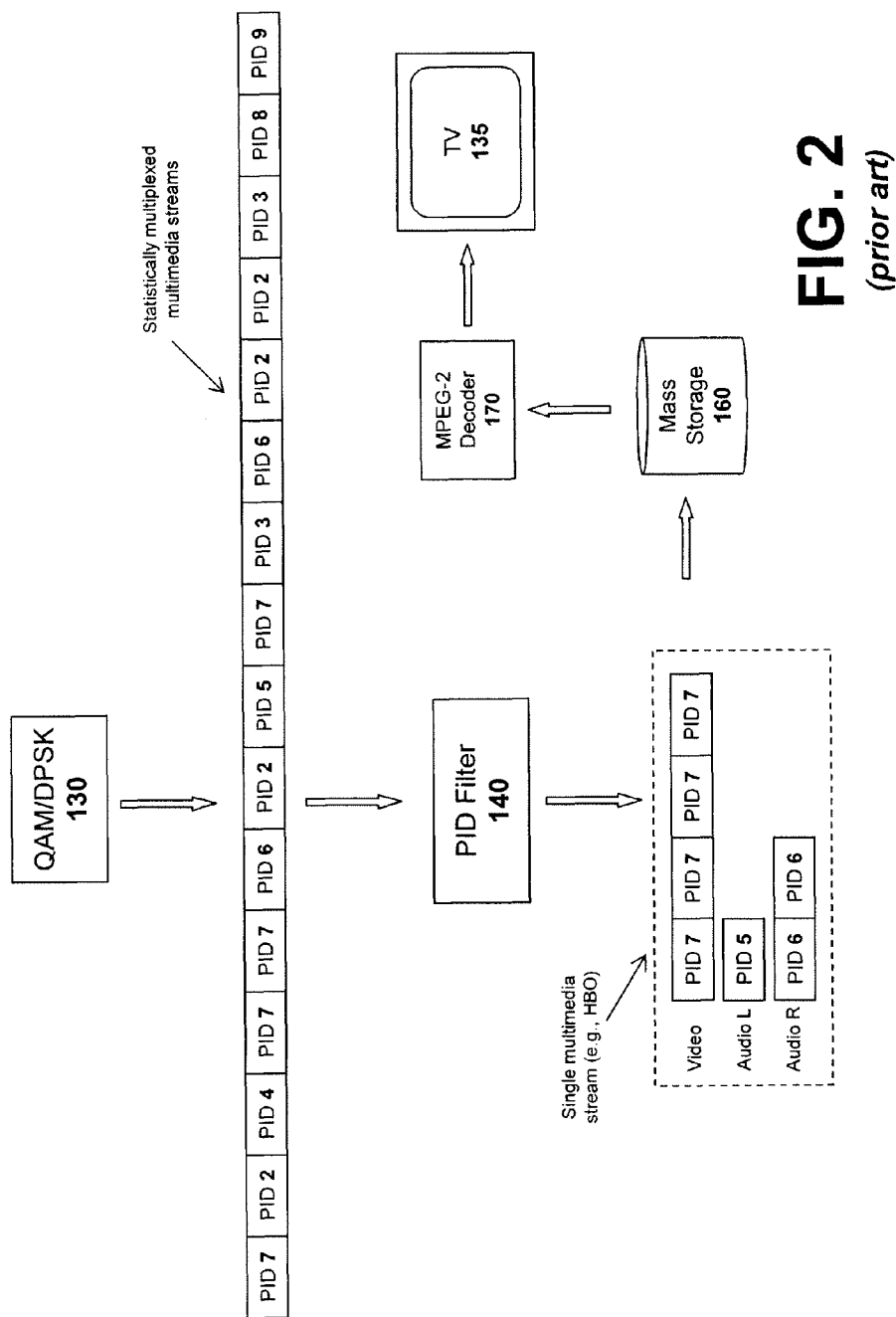


FIG. 2
(prior art)

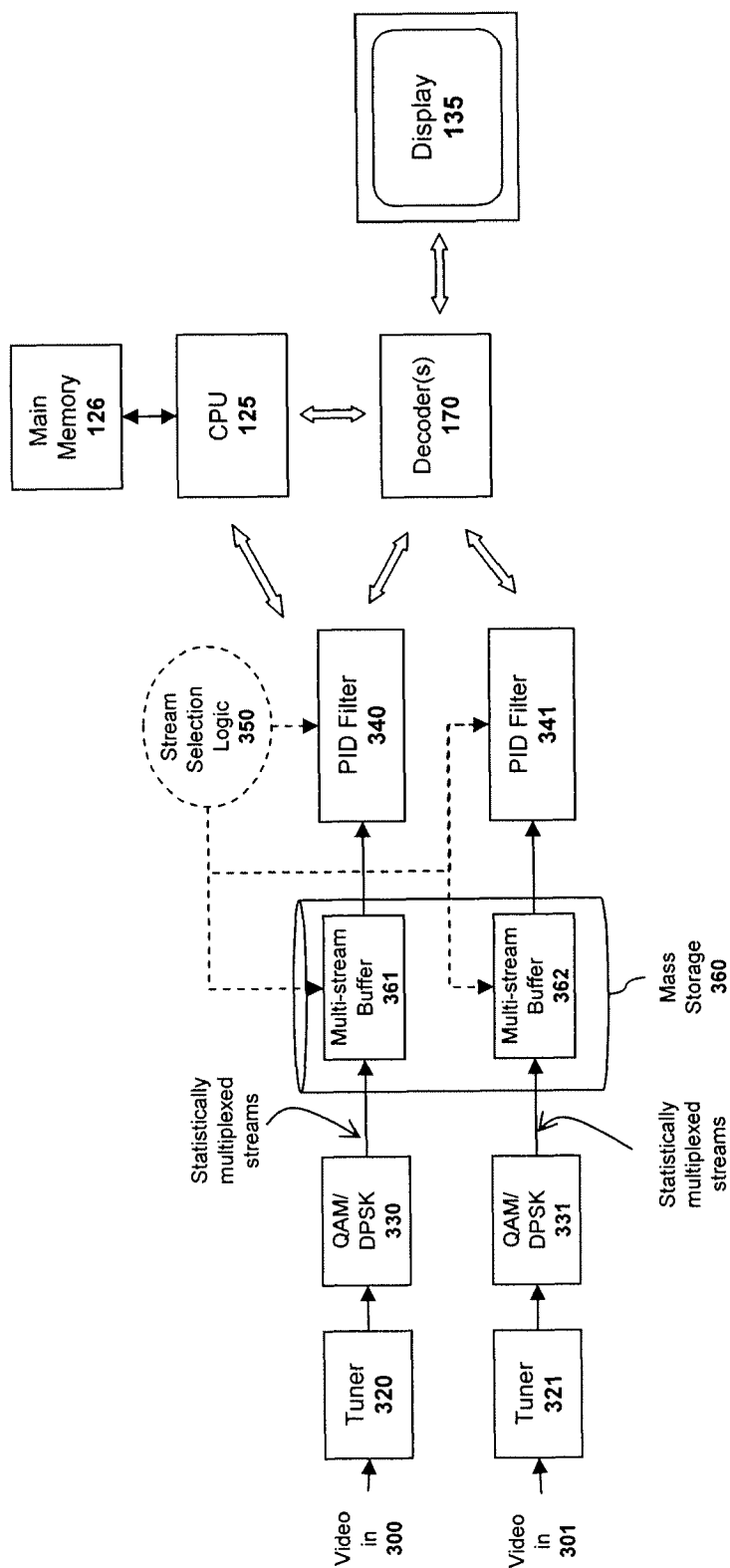


FIG. 3

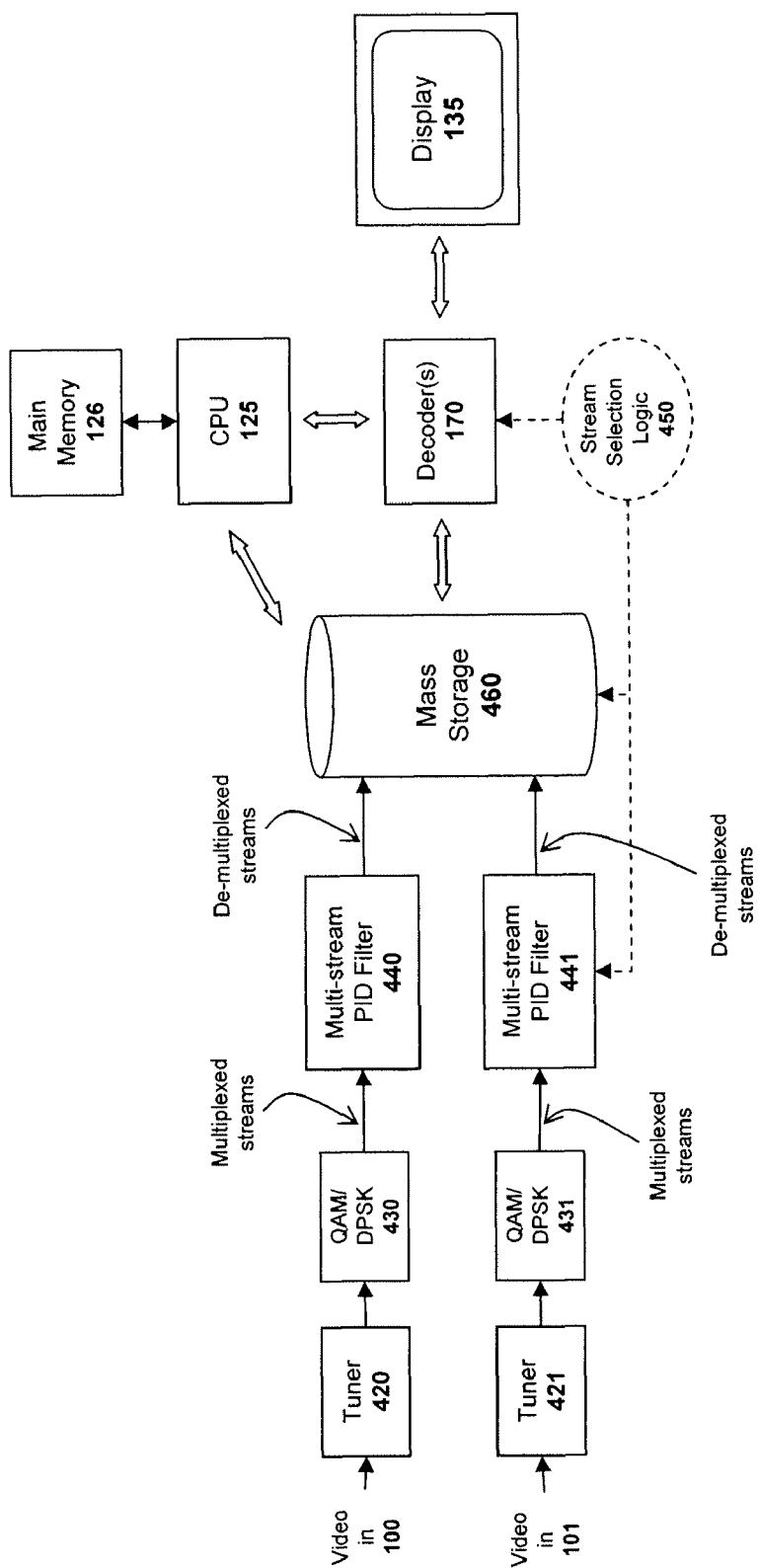


FIG. 4

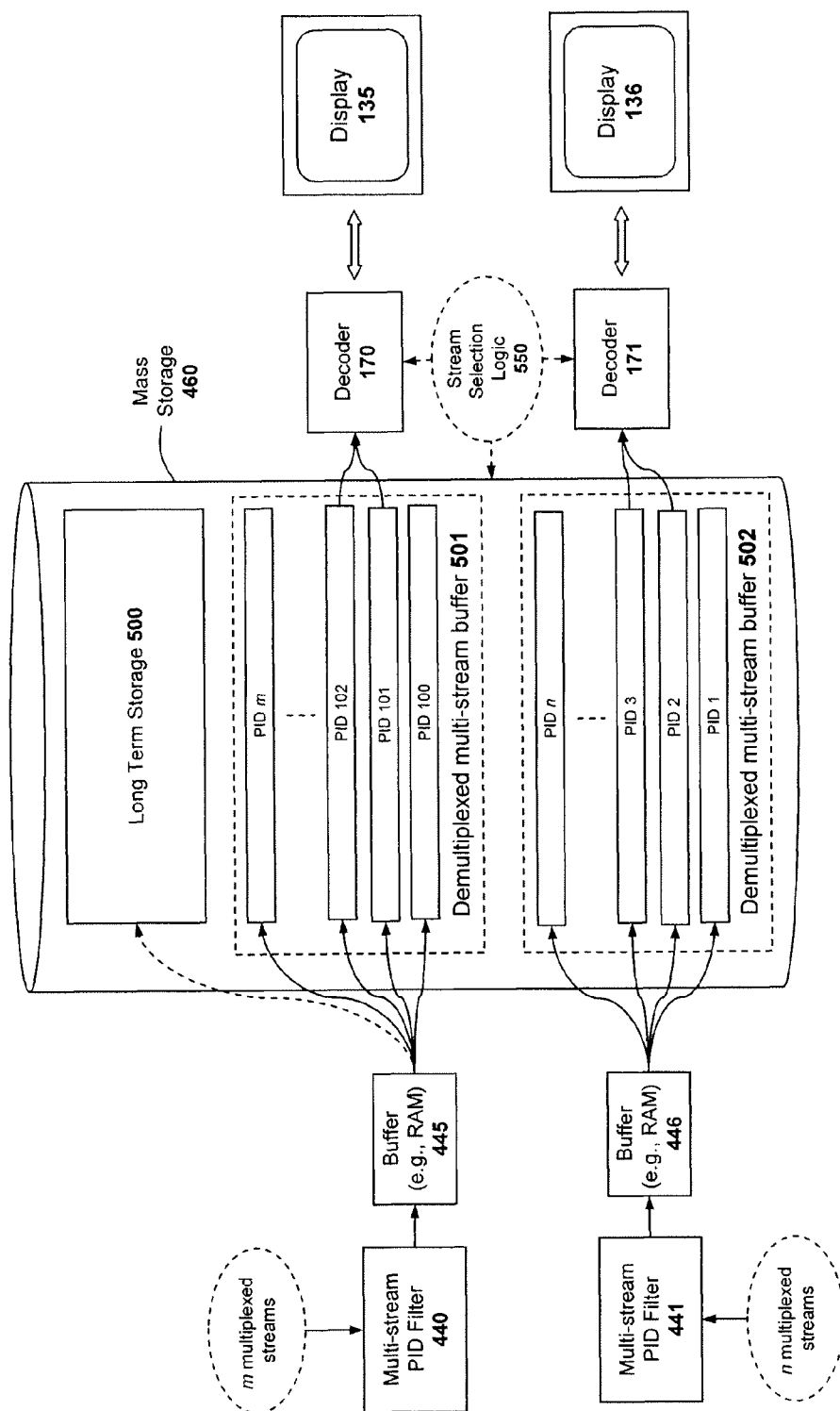
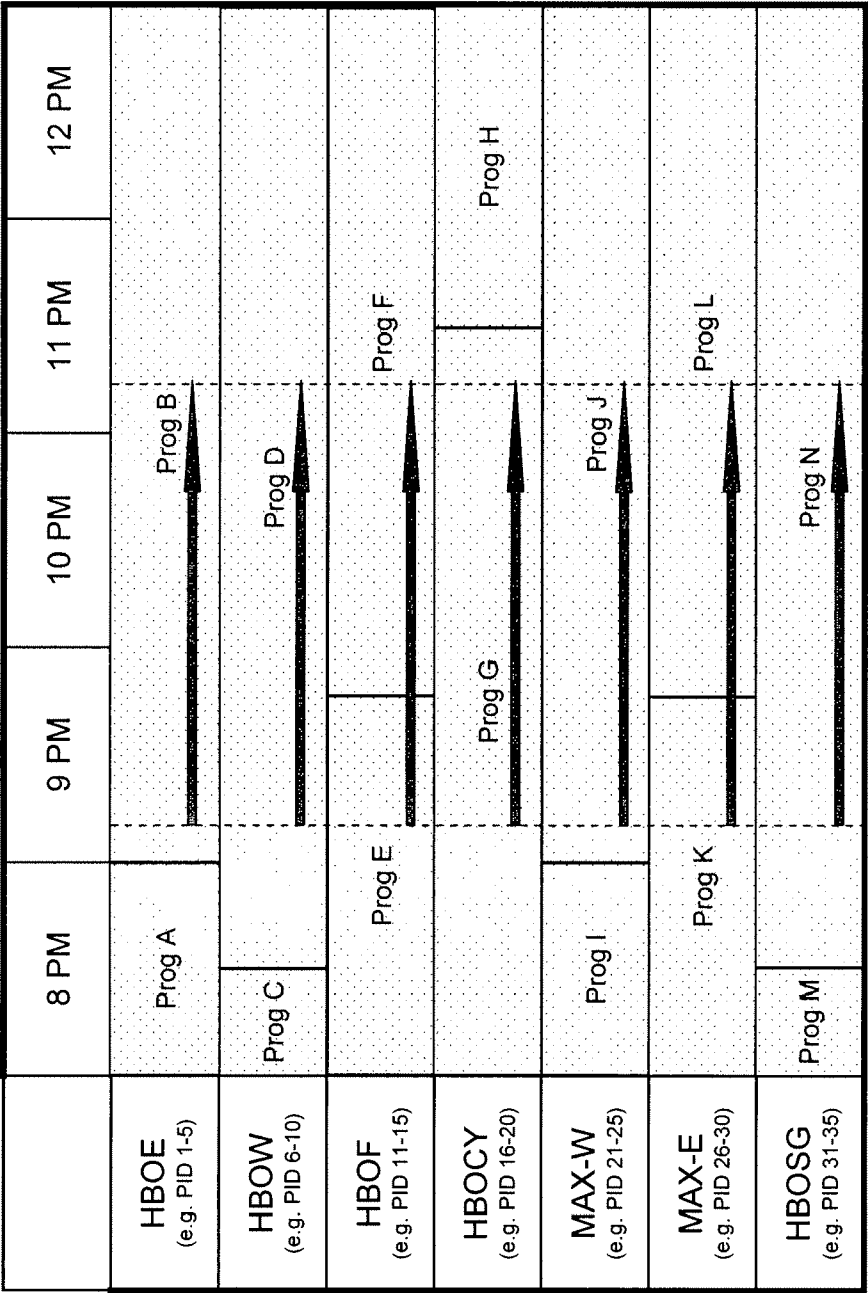


FIG. 5

Program Guide 600



9:15 ← 2 hr buffer → 11:15

FIG. 6

Program Guide 500

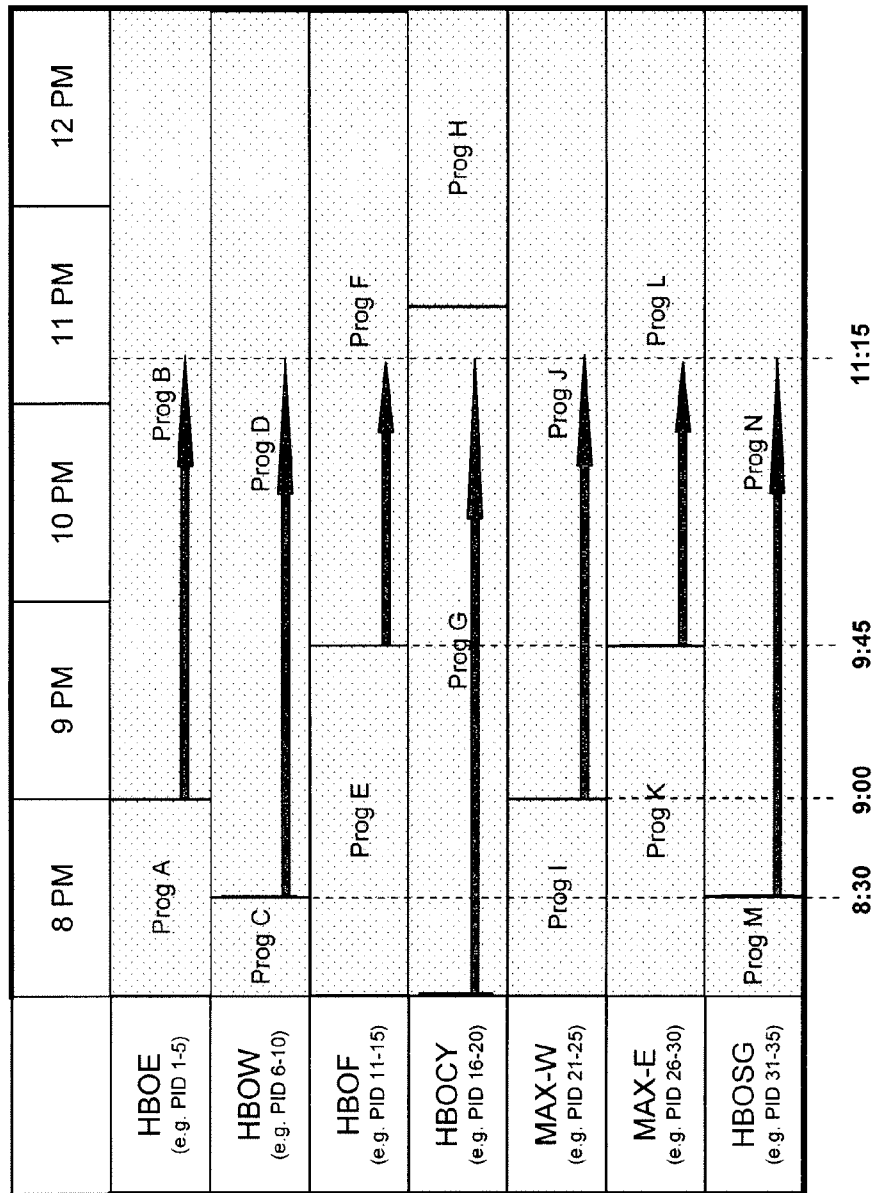














FIG. 7

Current Programs

| Movies | Sports | News | Save This |
|--|---|---|---|
|  <div>Information 801</div> <input checked="" type="checkbox"/> |  <div></div> <input type="checkbox"/> |  <div></div> <input type="checkbox"/> | <div>Audio/Video 800</div> <div>Highlight 803</div> |
|  <div></div> <input checked="" type="checkbox"/> |  <div></div> <input checked="" type="checkbox"/> |  <div></div> <input type="checkbox"/> | |
|  <div></div> <input type="checkbox"/> |  <div></div> <input checked="" type="checkbox"/> |  <div></div> <input checked="" type="checkbox"/> | |
|  <div></div> <input type="checkbox"/> |  <div></div> <input type="checkbox"/> |  <div></div> <input type="checkbox"/> | |





| TV Comedy | TV Drama | Selection Region 805 |
|---|--|---------------------------------|
|  <div></div> <input checked="" type="checkbox"/> |  <div></div> <input type="checkbox"/> | <div>Selection Region 805</div> |
|  <div></div> <input type="checkbox"/> |  <div></div> <input checked="" type="checkbox"/> | |

FIG. 8

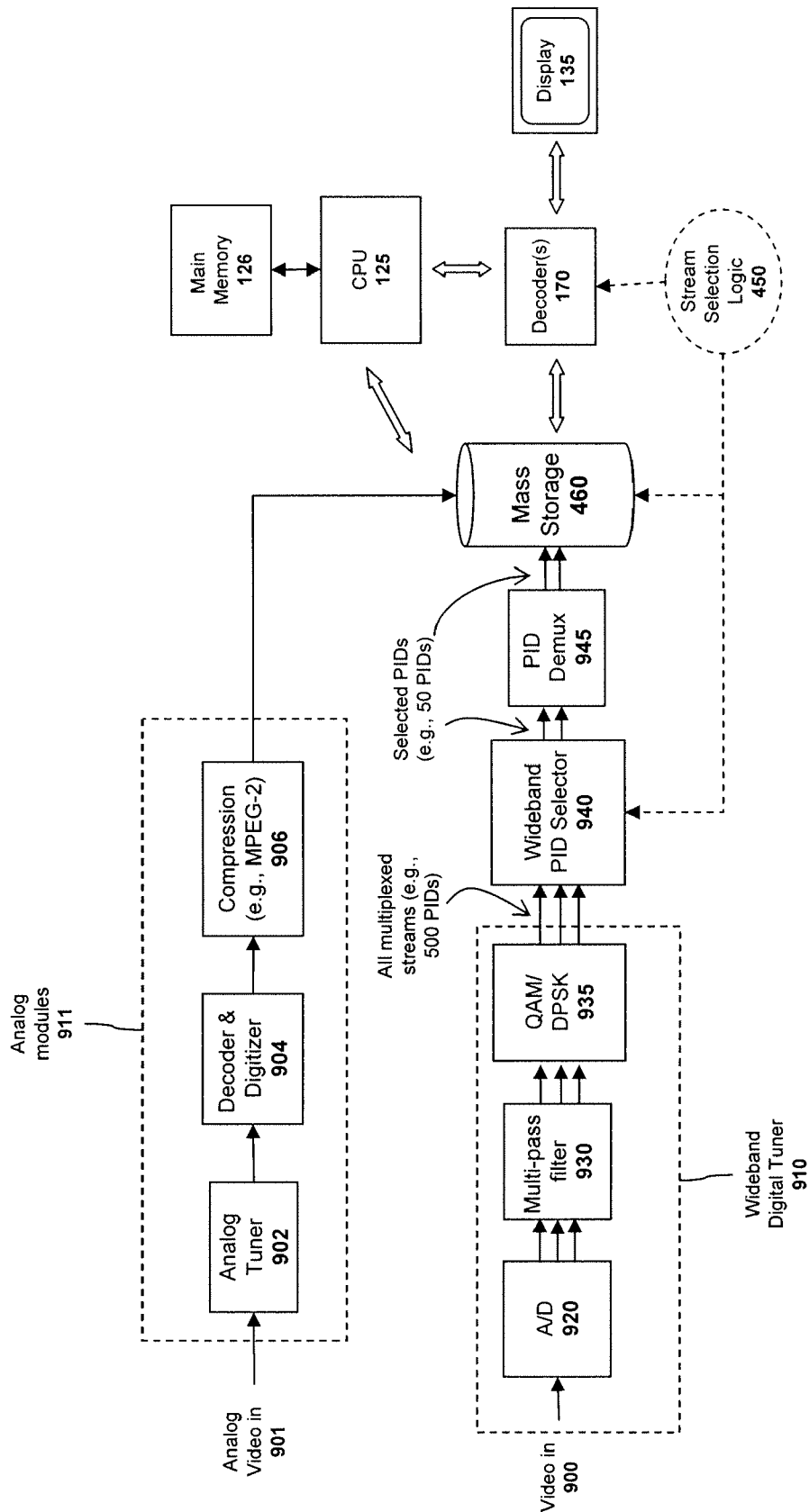


FIG. 9

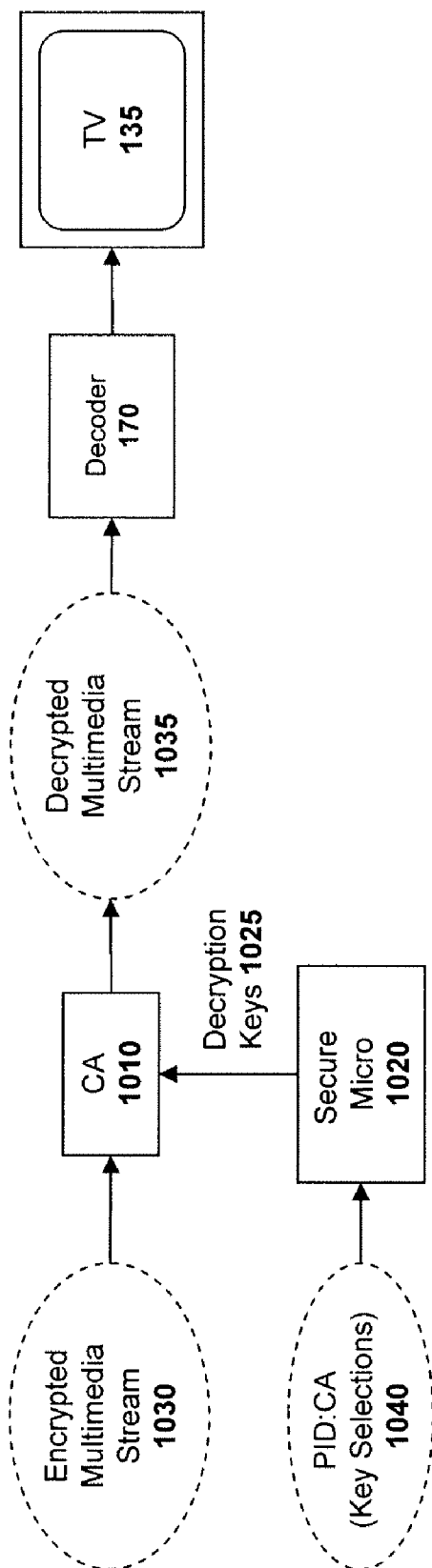


FIG. 10

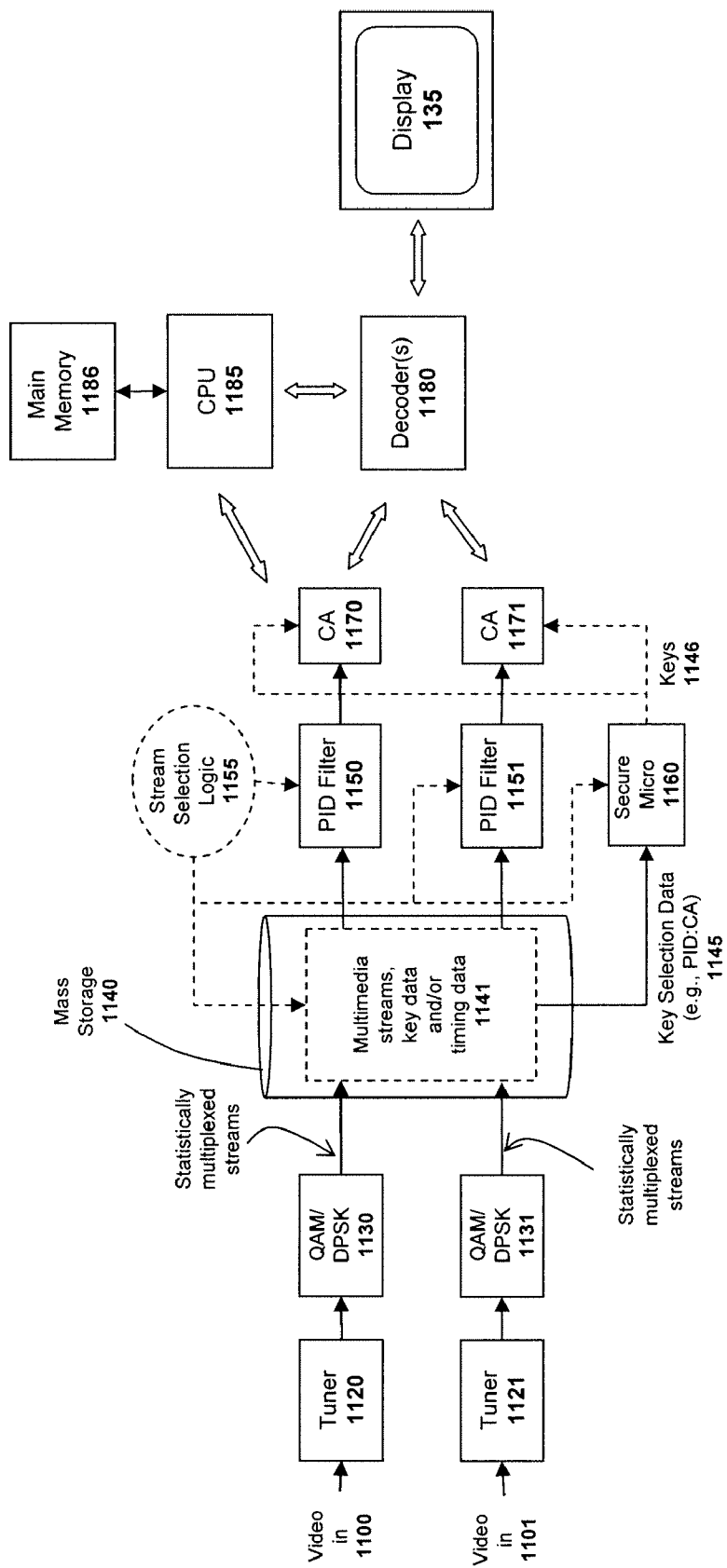


FIG. 11

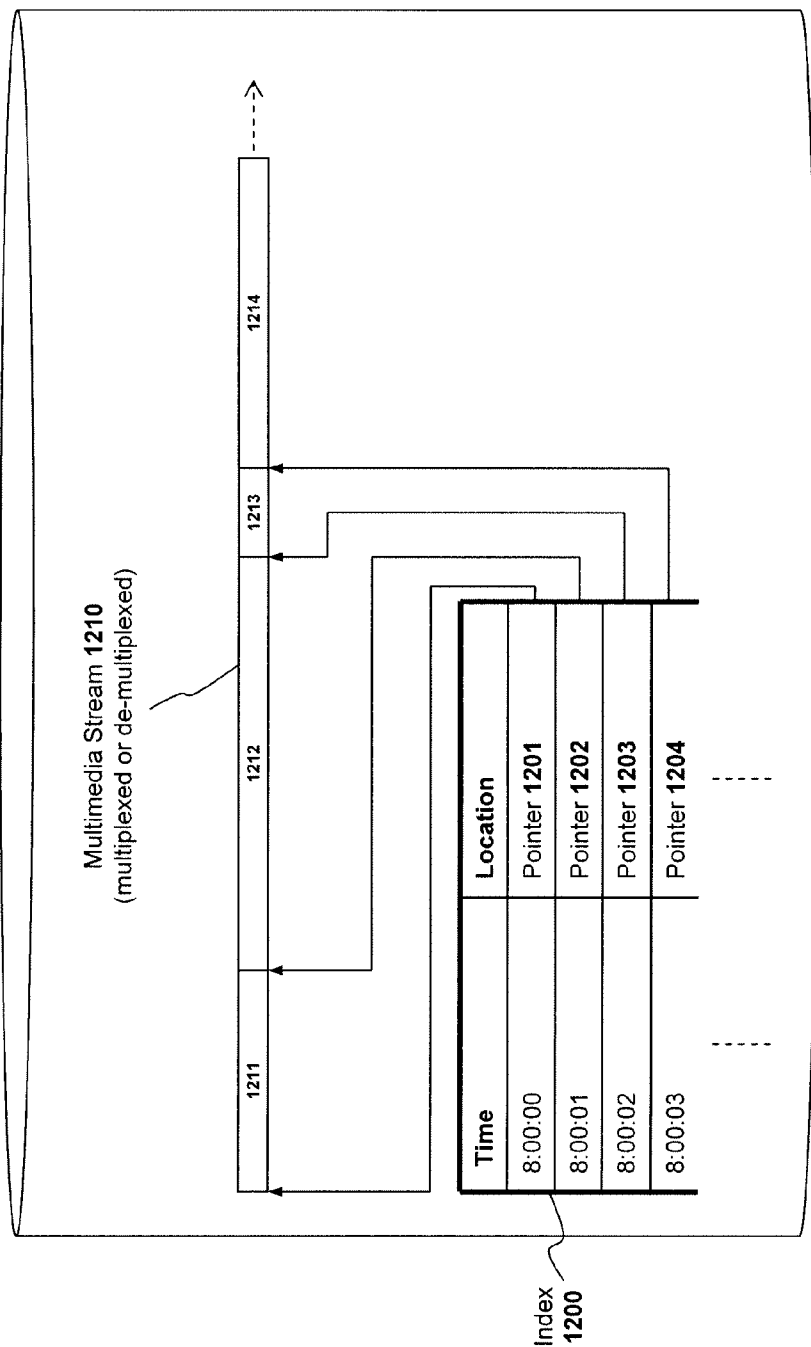


FIG. 12

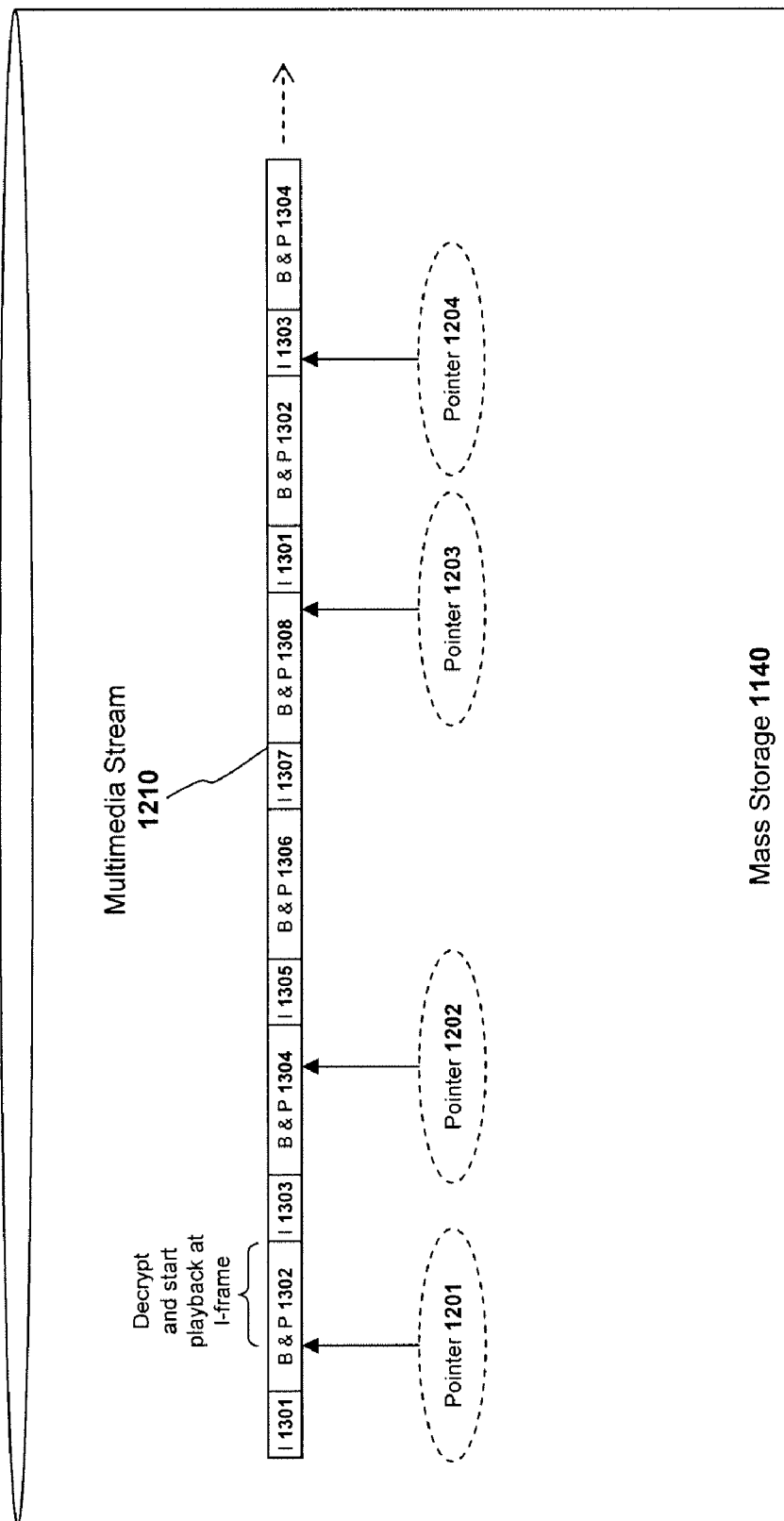


FIG. 13

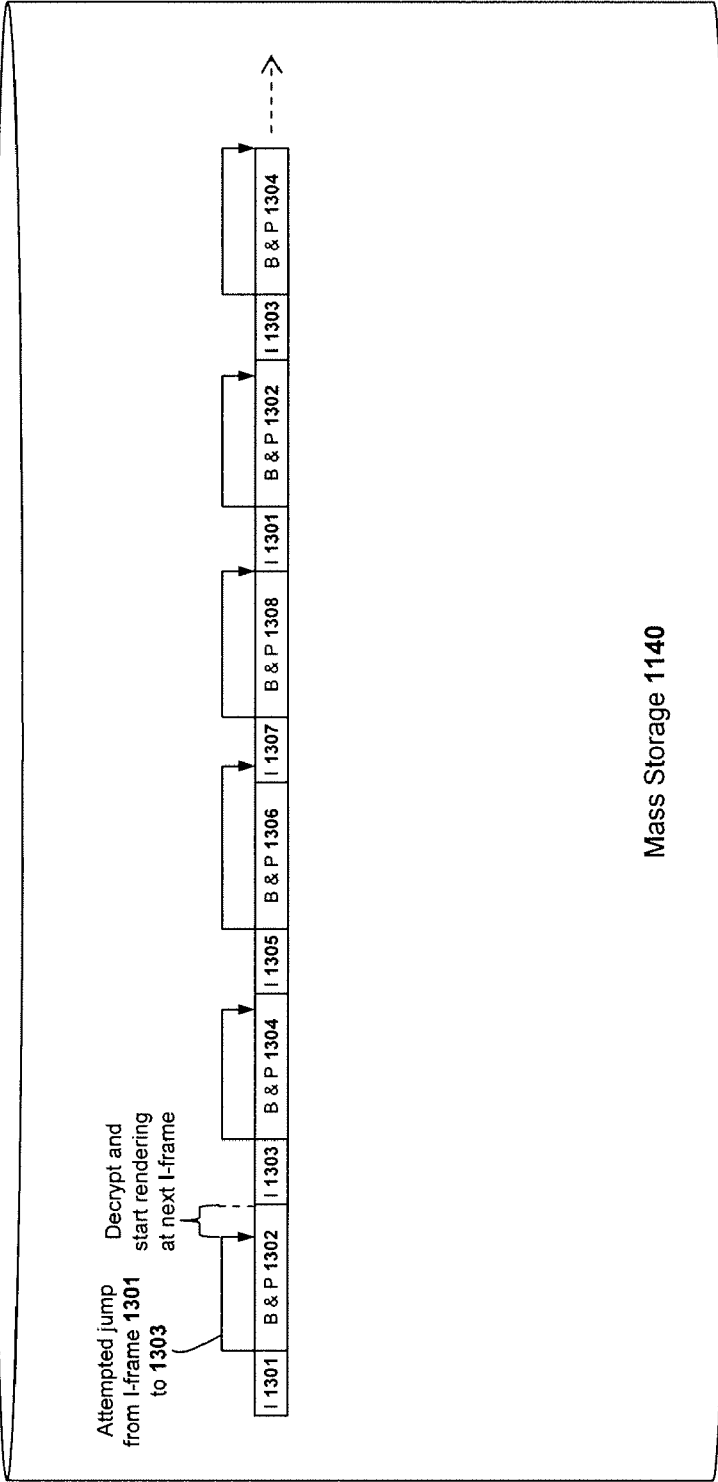


FIG. 14

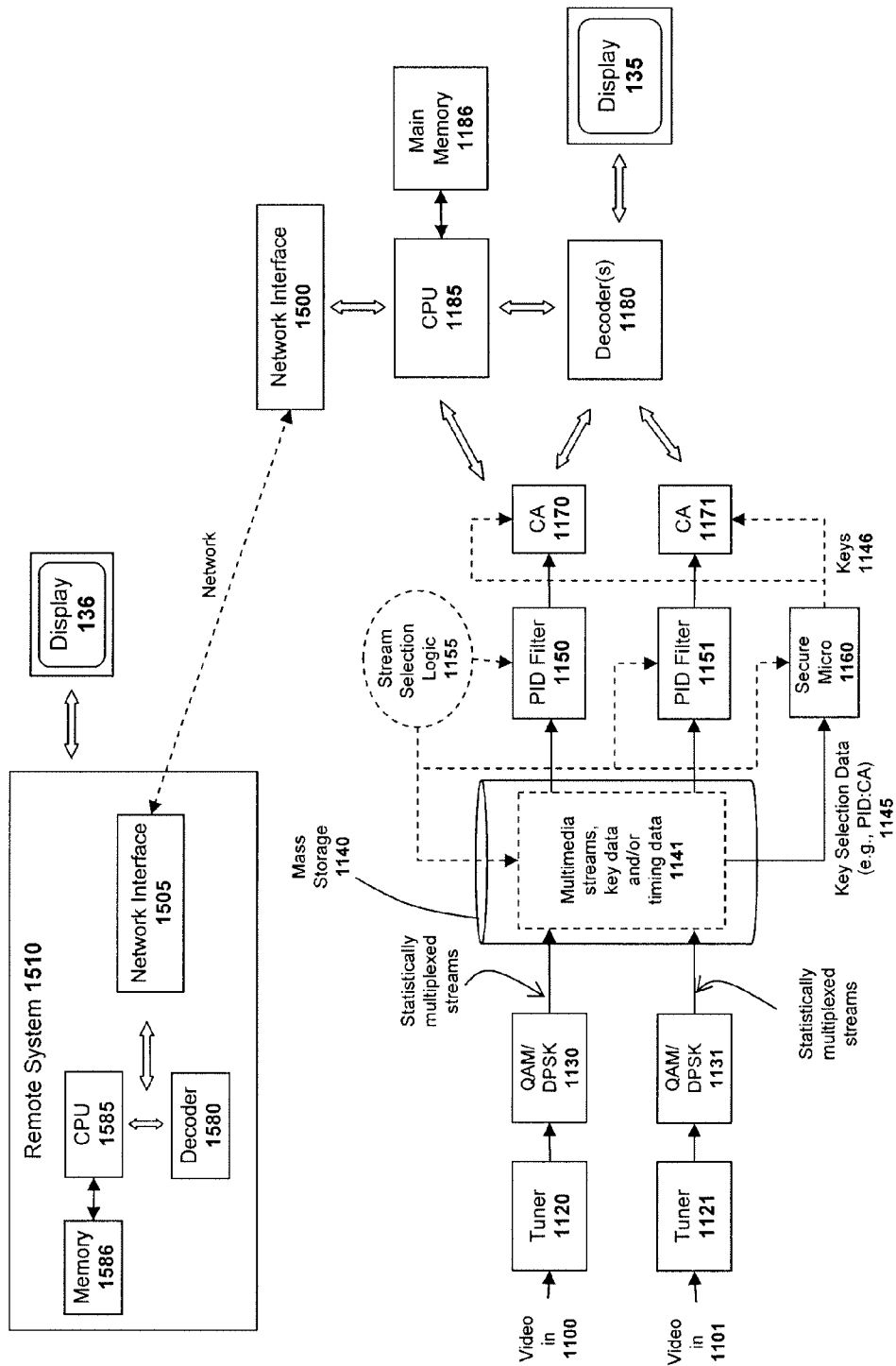


FIG. 15

1

SYSTEM AND METHOD FOR PROCESSING MULTIPLE BROADCAST MULTIMEDIA STREAMS

CROSS-REFERENCE TO RELATED APPLICATIONS

This application is a continuation of U.S. patent application Ser. No. 09/790,076, filed Feb. 20, 2001, which is incorporated by reference herein in its entirety.

BACKGROUND

1. Field of the Invention

This disclosure relates generally to the field of multimedia systems. More particularly, this disclosure relates to a multimedia system capable of intelligently processing and storing several independent broadcast multimedia streams (e.g., broadcast cable or satellite streams).

2. Description of the Related Art

A prior art system for receiving broadcast multimedia signals is illustrated in FIG. 1. The system includes one or more tuners **120**, **121** configured to lock on to multimedia signals **100**, **101** transmitted at a carrier frequency and down-convert the signals to baseband signals. Quadrature Amplitude Modulation ("QAM") demodulators **130**, **131** demodulate the baseband signals to extract the underlying digital content. As is known in the art, QAM is a modulation technique employed by cable and satellite providers that generates four bits out of one baud. For example, a 600 baud line (600 shifts in the signal per second) can effectively transmit 2,400 bps using this method. Both phase and amplitude are shaped with each baud, resulting in four possible patterns. As indicated in FIG. 1, certain multimedia systems (primarily satellite systems) use a different modulation technique known as Differential Phase Shift Keying ("DPSK") rather than QAM to demodulate the multimedia signals **100-101**.

The video signal demodulated by the QAM/DPSK demodulators **130**, **131** contains a plurality of statistically multiplexed multimedia streams, each containing content for a single cable or satellite "channel" (e.g., HBO). Satellite systems employ a series of transponders for receiving the multiplexed streams and cable systems typically receive the multiplexed streams over 6 Mhz channels. In either case, the multiplexed streams are transmitted at a combined data rate of approximately 40 Mbits/second, as indicated in FIG. 1.

Referring to FIG. 2, each stream/channel may be identified by a predetermined group of packet identification ("PID") codes. PID filter modules **140**, **141** extract all packets from the set of multiplexed streams having PID codes associated with a specified stream (e.g., the stream which a user is currently watching). For example, in FIG. 2, PID **7** identifies the specified stream's video content and PIDs **5** and **6** identify the stream's audio left and audio right, respectively. Various additional PIDs may be associated with a stream and used to transmit channel-specific data/content (e.g., dolby digital content, . . . etc).

The multimedia content contained in the stream is then stored on a mass storage device **160**, which may be used for temporary storage and/or long term storage of the content. Temporary storage features include pause and rewind functions for live television broadcasts and the ability to begin watching a program after the designated start time for the program. Long term storage functions include the ability to record entire programs for later viewing (similar to the functions provided by standard VCR). The multimedia content is

2

then decompressed/decoded by one or more MPEG-2 decoder modules **170** before being rendered on a television display **135**.

As illustrated in FIG. 1, prior art systems may also utilize a main memory **126** for storing instructions and data and a central processing unit ("CPU") **125** for executing the instructions and data. For example, the CPU may provide a graphical user interface displayed on the television, allowing the user to select certain television or audio programs for playback and/or storage on the mass storage device **120**. In addition, prior art system also include one or more conditional access modules (not shown) for preventing users from viewing programs which they do not have the right to view (e.g., subscription-based channels such as HBO and pay-per-view events).

BRIEF DESCRIPTION OF THE DRAWINGS

A better understanding of the present invention can be obtained from the following detailed description in conjunction with the following drawings, in which:

FIG. 1 illustrates a prior art multimedia receiver, storage and playback system.

FIG. 2 illustrates packetized, statistically multiplexed multimedia content as processed by a prior art system.

FIG. 3 illustrates one embodiment of a system for storing and processing multiple broadcast multimedia streams.

FIG. 4 illustrates an embodiment of a system for storing and processing multiple broadcast multimedia streams wherein the streams are demultiplexed before being stored.

FIG. 5 illustrates more detail of an embodiment of a system for storing and processing multiple broadcast multimedia streams wherein the streams are demultiplexed before being stored.

FIG. 6 illustrates operation of one embodiment which employs a buffer of a specified duration.

FIG. 7 illustrates an embodiment in which a user may watch any program currently being broadcast from the beginning.

FIG. 8 illustrates a graphical user interface for selecting programs from a program guide and/or acquiring additional program-related information according to one embodiment of the invention.

FIG. 9 illustrates a wideband implementation according to one embodiment of the invention.

FIG. 10 illustrates operation of a conditional access module and a secure micro unit.

FIG. 11 illustrates a system for processing multiple multimedia streams and associated conditional access data.

FIG. 12 illustrates a timestamp index employed in one embodiment of the invention.

FIG. 13 illustrates techniques for identifying I-frames within a multimedia stream.

FIG. 14 illustrates operation of a fast forward function according to one embodiment of the invention.

FIG. 15 illustrates an embodiment which includes one or more remote nodes for processing multimedia content.

DETAILED DESCRIPTION

In the following description, for the purposes of explanation, numerous specific details are set forth in order to provide a thorough understanding of the present invention. It will be apparent, however, to one skilled in the art that the invention may be practiced without some of these specific details. In

other instances, well-known structures and devices are shown in block diagram form to avoid obscuring the underlying principles of the invention.

Embodiments of a System and Method for Processing Multiple Broadcast Multimedia Streams

As illustrated in FIG. 3, one embodiment of the invention includes one or more tuners **320**, **321** for receiving numerous statistically multiplexed streams within a specified frequency range and corresponding QAM and/or DPSK modules **330**, **331** for demodulating the multiplexed streams. Unlike prior art systems, however, the system illustrated in FIG. 3 transfers all of the statistically multiplexed multimedia content (or a subset thereof) directly to multi-stream buffers **361**, **362** on the mass storage device **360**. The buffers may be configured to store a specified duration of content (e.g., two hours) and/or a specified amount of content (e.g., 80 Gbytes). When a user selects a particular cable or satellite channel, the PID filter modules **340** and **341** (also referred to herein as a "PID depacketizer") extract the multimedia packets for that channel (i.e., identified by the channel's PID codes) and reconstruct the underlying audio/video content by combining the packets in the proper order (i.e., the PID filter modules demultiplex and/or depacketize the content). One or more decoder modules **170** then decode the multimedia content using the appropriate decode/decompression algorithm (e.g., MPEG-2, MPEG-4, RealVideo® 8, Windows Media Technologies ("WMT"), . . . etc) and transmit the decoded multimedia content to a display **135** (e.g., a computer monitor or a television).

As mentioned above, if MPEG-2 is used as the compression algorithm, one set of multiplexed streams may have a combined bitrate approaching 40 Mbits/sec (or 16 Gbytes/hr); two sets, a combined bitrate of 80 Mbits/sec (or 32 Gbytes/hr) as indicated in FIG. 3. Accordingly, the mass storage device **360** of this embodiment is equipped with sufficient storage capacity and read-write bandwidth to store and process the multiplexed signal(s). More specifically, the mass storage device **360** in one embodiment is coupled to the system via an Ultra DMA-66/Ultra ATA-66 or faster interface (capable of supporting a throughput of at least 528 Mbits/sec), and has a storage capacity of 80 Mbytes or greater. It should be noted, however, that the particular interface type/speed and drive storage capacity is not pertinent to the underlying principles of the invention. For example, various different interfaces such as Small Computer System Interface ("SCSI") may be used instead of the Ultra-ATA/Ultra DMA interface mentioned above, and various different drive capacities may be employed for storing the incoming digital content.

Storing content from multiple channels/streams on the mass storage device **360** in the foregoing manner provides numerous advantages over prior systems. More specifically, one embodiment of the invention uses the content stored in the multi-stream buffers **360**, **361** to provide trick modes and other short term storage functions for all channels within the statistically-multiplexed group. For example, if a two-hour multi-stream buffer **361** is established, as indicated in the program guide **600** shown in FIG. 6, a user may pause any channel for up to two hours or rewind any channel back two hours (e.g., at 11:15 PM the user can rewind any channel back to 9:15 PM). Accordingly, if the user watching Program B on HBO East (PIDs 1-5 in the example) at 11:15, and decides to watch Program F from the beginning on the HBO Family channel (PIDs 11-15 in the example), and indicates so by choosing Program F via a remote control device or cursor

control device, selection logic **350** will direct the PID filter module **340** to extract Program F from the multi-stream buffer **361**. In this manner, the user will be able to view Program F in its entirety even though the broadcast of Program F started approximately 1½ hours earlier. Similarly, users may select programs on any of the other channels (e.g., Program L on Cinemax® East) broadcast up to two hours earlier. It should be noted that a two-hour buffer is described above merely for the purpose of illustration. Various alternate buffer sizes may be employed while still complying with the underlying principles of the invention.

One embodiment of the invention demultiplexes the incoming multimedia streams before storing them to a multi-stream buffer on the mass storage device **460**. As illustrated in FIG. 4, this embodiment includes one or more multi-stream PID filter modules **440**, **441** which extract the multimedia streams from the multiplexed signal and store them on the mass storage device **460** separated from one another. Thus, as illustrated in greater detail in FIG. 5, if the input to PID filter module **441** is a set of 'n' multiplexed streams, then the output will be 'n' independent, demultiplexed streams stored in a demultiplexed multi-stream buffer **502**. Storage buffers **445**, **446** may be used by each of the multi-stream PID filters **440**, **441**, respectively, to construct a portion of each stream (e.g., several Kbytes) before storing the portion to the mass storage device **460**. This will avoid excessive seeking of the mass storage device **460** (e.g., which would result if the storage device **460** were configured to write a small amount of data such as a single PID packet for each stream at a time).

Selection logic **550**, responsive to a user request to view a particular program (e.g., via remote control and/or cursor control device), will direct the decoder module **171** to read and decode one of the streams (i.e., the streams associated with PIDs 2-3 and 101-102 in the example) for rendering on a television or other display device **136**. The same operations may be performed on a separate group of 'm' multiplexed streams extracted by multi-stream PID filter module **440**.

As indicated in FIG. 5, each of the embodiments described herein may also employ a long term storage buffer **500** for recording programs specified by a user (e.g., similar to the long-term recording functionality of a VCR). In one embodiment, if a user selects a program for recording while the program is already in progress, the program content already stored in one of the demultiplexed multi-stream buffers will be transferred to the long term storage buffer **500** as well as any new program content. Alternatively, or in addition, the program content may simply be reclassified as long term storage content by changing the classification of its directory entry on the storage device rather than moving the content itself.

One benefit of separating the streams before storing them in the foregoing manner is that, in one embodiment, a user will be able to watch any program currently being broadcast from the beginning (i.e., the system will record back on each channel to the last complete program). Thus, as illustrated in the program guide **500** of FIG. 7, at 11:15 a user may watch program N on HBO Signature (PIDs 31-35 in the example) from the beginning even though the program started at 8:30. Similarly, the user may watch each of programs B, D, F, G, J and F from start to finish.

In one embodiment, a user may configure different buffer sizes for different channels. For example, a user who regularly watches a number of shows on HBO may decide to establish a large (e.g., 6 hour) buffer for that channel (e.g., by programming the system using a remote control, mouse or other cursor control device), whereas the same user may configure smaller buffers for channels which the user does not

5

watch regularly (e.g., CSPAN). In one embodiment, the system will actively monitor the user's preferences and set larger buffer sizes based on which channels the user views the most frequently and/or the times/days during which the user views the channels. Various other buffer configuration schemes may be employed while still complying with the underlying principles of the invention.

It should be noted that various system functions described herein (e.g., the selection logic **350**, **450**, **550** used to select a particular multimedia stream; the PID filtering; the buffer settings; . . . etc) may be embodied in software executed by the CPU **125**. Alternatively, or in addition, these functions may be embodied in any combination of hardware (e.g., an application-specific integrated circuit ("ASIC")), software and/or firmware while still complying with the underlying principles of the invention.

Using the improved buffering techniques described above, one embodiment of the invention provides users with a listing of all currently available programs from which they may select (e.g., those programs which may be viewed in their entirety). As illustrated in FIG. **8**, one embodiment of the program listing is provided in the form of an interactive graphical user interface ("GUI"). The user may select a particular program listing by moving a highlight bar **803** through the listings using a cursor control device such as a remote control, keyboard or mouse. When the highlight bar **803** is highlighting the program entry which the user wishes to view, the user may select the program entry by clicking the enter key on the keyboard/remote or the select button on a mouse.

Each program entry in the particular embodiment illustrated in FIG. **8** includes a video portion **800** and an informational portion **801**. The video portion in one embodiment is a thumbnail of the actual video content provided over the cable/satellite channel. For example, if the first entry in the program list shown in FIG. **8** is HBO, then the video portion **800** of the entry will contain actual HBO video content. As a user moves through the various program entries, in one embodiment, the audio associated with that entry will also be generated. Moreover, in one embodiment, the system will display various types of user-specified broadcast content including, for example, live content (i.e., the program as it is currently being broadcast by HBO), recorded content (e.g., the first few minutes of the movie), or previews of the program (e.g., movie trailers). The underlying principles of the invention remain the same regardless of the type of content transmitted to the video portion **800** of the program entry.

Rendering audio/video content from each of the cable/satellite channels is simplified using embodiments of the present invention because the full set of multiplexed streams/channels are transmitted to the mass storage device and are accessible by the decoder modules **170**, **171**. Such a configuration was not possible in prior systems which only transmit one or two de-multiplexed streams to the mass storage device and decoder modules.

In one embodiment, a selection region **805** will be provided for each program entry. If a user decides that he/she would like the program entry associated with the selection region **805** to be saved, the user may simply place a check mark (or other mark) in the selection region corresponding to that entry using a remote control or other cursor control device. The system will then store the program in long term storage and/or reclassify the content as long term content as described herein. If the embodiment shown in FIG. **3** is employed, one embodiment of the invention will depacketize/demultiplex the selected program and save the program back to the mass storage device **360** (e.g., in either a packetized or a depacketized format). If the user does not wish to view the program

6

immediately, this operation may be accomplished as a background task using the PID filters **340**, **341** or other extraction software executed on the CPU **125**.

The information portion **801** of the program entry may include various types of program-related data including, for example, the title and year of the movie (if the program is a movie), program reviews, and/or actors in the program, to name a few. In one embodiment, the program-related data includes links to additional information. For example, the links may be network addresses such as uniform resource locators ("URLs") which point to additional data stored on a network (e.g., the Internet). In response to a user selecting a URL (e.g., via a cursor control device), additional data addressed by the URL may be downloaded to the system and displayed to the user. Accordingly, this embodiment of the system is equipped with a modem or other device for providing two-way communication over the Internet or other network (e.g., the cable/satellite provider's network). Various types of modems may be employed including digital subscriber line ("DSL") modems, cable modems, and plain old telephone system ("POTS") dial up modems (i.e., depending on the particular type of communication channel used by the system). Of course, the type of modem used to support interactive communication is not pertinent to the underlying principles of the invention.

Wideband Implementations

In one embodiment of the invention, illustrated in FIG. **9**, a wideband tuner **910** is configured in to lock on to several groups of multiplexed streams at once as opposed to just a single group. In the illustrated embodiment, the wideband tuner **910** is comprised of an analog-to-digital ("A/D") converter **920** for receiving and digitizing numerous incoming streams—potentially all streams transmitted by a particular cable/satellite provider (e.g., over a 1 GHz frequency range); a multi-pass filter **930** which divides the digitized wideband signal into a plurality of discrete frequency bands (e.g., bands of 100 MHz); and a wideband QAM/DPSK module **935** which individually demodulates the content from each of the discrete frequency bands to reproduce all of the multiplexed multimedia streams. In one embodiment, the QAM/DPSK module **935** is comprised of a series of digital signal processors ("DSPs") (e.g., one DSP per frequency band), each programmed with a QAM function for performing QAM demodulation and/or a DPSK function for performing DPSK demodulation. In addition, the DSPs may perform other functions such as signal equalization and noise filtering. In one embodiment, the DSPs operate under the control of the system's CPU **125** (e.g., the CPD executes software comprising the QAM/DPSK functions).

All of the groups of multiplexed streams (which, as indicated in FIG. **9**, may include 500 or more PIDs), are transmitted through a wideband PID selector **940** which, in response to selection logic **450**, selects a subset of all the multiplexed PIDs for storage on the mass storage device **460**. The particular number of PIDs selected by the PID selector **940** may vary depending on the preferences of the user and/or the capabilities of the mass storage device **460** (e.g., the device's bandwidth and storage capacity). For example, in one embodiment, users may be prompted to select a set of "favorite" channels to be continually buffered on the mass storage device **460** (whereas the user's non-"favorite" channels will not be buffered, or will only be buffered for a limited time period). To support the increased storage and bandwidth requirements of the several sets of additional streams, one embodiment of the invention includes one or more additional

mass storage devices (e.g., connected through a multi-drive high speed communication interface such as UDMA or SCSI).

In one embodiment, a PID demultiplexer **945** demultiplexes/depacketizes the streams selected by the wideband PID selector before storing them on the mass storage device **460**. Alternatively, or in addition, the streams may initially be stored in a multiplexed format on the mass storage device and the PID depacketizer **945** may extract PID packets only when a user decides to watch/record a particular program (e.g., as described above with respect to the embodiment shown in FIG. 3). Once selected by a user, the stream is then transmitted through a decoder module **170** for MPEG-2 decoding (or other type of decoding, depending on how the stream was initially encoded) and to a display **135**. Although illustrated above as two separate modules, it will be appreciated that the functionality of the PID demultiplexer **945** and wideband PID selector **940** may be combined within a single module.

In one embodiment, a separate set of analog modules **911** may be included in the system to process and store legacy analog broadcasts. The analog components may include an analog tuners **902** for receiving the analog broadcast at a particular frequency, a decoder/digitizer module **904** for decoding and performing A/D conversion on the analog signal, and a compression module **906** for compressing the signal before storing it to the mass storage device **460**.

In one embodiment, the digital components may be configured to provide the analog functionality just described. For example, the DSPs within the QAM/DPSK module **935** may be programmed with an NTSC or PAL demodulation function for demodulating the incoming analog signal **901** (i.e., after the signal is digitized via the A/D converter).

Conditional Access Embodiments

In order to prevent users from viewing multimedia content which they do not have the right to view (e.g., subscription based channels, pay-per-view channels, . . . etc) the multimedia content is frequently encrypted using a series of encryption keys before being transmitted. Accordingly, multimedia systems are generally equipped with conditional access ("CA") subsystems for decrypting the incoming multimedia content.

FIG. 10 illustrates a CA module **1010** decrypting an incoming multimedia stream **1030** to produce a decrypted multimedia stream **1035**, which is then decoded by decoder **170** (e.g., using an MPEG-2 decoder) and rendered on a television display **135**. The decryption keys **1025** used to decrypt the multimedia content are transmitted to the CA module **1010** from a secure micro unit **1020**. Because the keys used to encrypt the multimedia stream typically change every few seconds, these key changes must be synchronized at the secure micro **1020** and CA modules **1010**. Accordingly a key selection data stream **1040** (also referred to herein as the "PID:CA" stream or "conditional access data") is provided to the secure micro unit **1020** so that it knows precisely which key to transmit to the CA module **1010** at a given point in time.

As a result of the CA subsystem, if the incoming multimedia stream is stored in an encrypted format on a mass storage device, the decryption key changes associated with that multimedia stream must also be stored (i.e., so that when a user selects the stream, the secure micro will provide CA module with the decryption keys required to decrypt the stream). Prior systems deal with this problem simply by decrypting the multimedia stream before it is stored. However, storing decrypted content on a long term storage device in this man-

ner leaves the copyright holder of the content exposed to unauthorized copying. In addition, because CA subsystems are typically only capable of decrypting one stream at a time, this configuration only provides for storage of only a single stream per CA module.

One embodiment of a system for concurrently processing decryption keys for multiple streams is illustrated in FIG. 11. Like prior embodiments, this embodiment includes one or more tuners **1020**, **1021** for locking on to multimedia stream within a specified carrier frequency and one or more QAM and/or DPSK demodulators **1030**, **1031** for demodulating the multimedia stream.

Unlike prior systems, however, the illustrated embodiment stores the PID:CA key selection data **1145** identifying the keys **1146** to be supplied by the secure micro **1160** to the CA modules **1170**, **1171** for each multimedia stream, as well as timing data indicating the points in time at which each portion of the multimedia stream and associated key selection data **1145** were received/stored on the system (or alternatively, the points in time at which the stream/content was transmitted). When a user subsequently chooses a particular multimedia stream for playback, the secure micro **1160** uses the key selection data PID:CA **1145** for that stream to provide the correct series of keys to the CA modules **1170**, **1171** for decryption of the selected stream. As in the embodiments described above, the user may be able to watch any program stored on the mass storage device for a predetermined buffer period or from the beginning (e.g., as described above with respect to FIGS. 6 and 7, respectively). In one embodiment, stream selection logic **1155** (embodied in hardware or software executed by the CPU **1185**) will select the correct multimedia stream and PID:CA stream at the correct point in time (e.g., using techniques described in greater detail below) responsive to the user's selection (e.g., via a remote control or a cursor control device). Once the multimedia stream is decrypted by one of the CA modules **1170**, **1171**, one or more decoder modules **1180** then decode the stream using an appropriate codec (e.g., MPEG-2) and transmit the decoded stream to a display **135**.

Identifying the correct points in time within the multimedia stream to begin playback is complicated by the fact that MPEG-2 data (as well as other types of encoded multimedia content) is not typically received by the system at a steady rate. For example, a portion of an MPEG-2 stream which contains significant movement between each of the image frames (e.g., a video of an explosion) will typically consume significantly more bandwidth than a portion of an MPEG-2 stream that contains little or no movement. Thus, as illustrated in FIG. 12, four 1-second portions (**1211**, **1212**, **1213**, **1214**) of the incoming multimedia stream **1210** may occupy different amounts of space on the mass storage device. As such, in one embodiment of the system, an index of timing data **1200** is provided so that the stream selection logic **1155** can accurately locate where on the hard drive to start decrypting/rendering the multimedia stream in response to a user request to play back a particular program. Included within the index **1200** is a series of address pointers **1201-1204**, each associated with a timestamp (labeled 8:00:00 through 8:00:03). In operation, if a user selects a stored program which started at 8:00, for example, the stream selection logic **1155** will identify the 8:00:00 timestamp within the index **1200** and will start decrypting/playing the program stream back from the address identified by pointer **1201**.

In one embodiment, the stream selection logic **1155** will also identify the appropriate point within the PID:CA stream from which to read the necessary key changes. In one embodiment, a separate set of pointers to the PID:CA stream may be

included within the timestamp index **1200** or, alternatively, within a separate PID:CA index (not shown). Alternatively, the conditional access data PID:CA may be stored directly within the index **1200**. However, in an embodiment in which the PID:CA stream is not encrypted and/or is transmitted at a steady rate (e.g., 0.1 Mbit/sec), address pointer entries to the PID:CA stream may not be required (i.e., the selection logic will be able to accurately identify where to read from the PID:CA stream without the need for an index).

In one embodiment, the timing index **1200** is transmitted along with the multiplexed multimedia streams in the form of an additional PID stream (e.g., a PID:INDEX stream transmitted from the head-end or uplink satellite that feeds the head-end). In other words, in this embodiment, the organization providing the source material (e.g., the cable or satellite provider) will generate and transmit the index to the end user's system.

However, if the content provider does not transmit the index, one embodiment of the system will construct the index **1200** as the multimedia streams are received and written to the mass storage device. For example, index/timestamp generation logic executed by the CPU **1185** (or embodied in hardware) may be configured to generate a new timestamp entry every $\frac{1}{100}$ of a second and continuously store the results to the mass storage device **1140**. However, it should be noted that the particular frequency with which timestamp entries are generated is not pertinent to the underlying principles of the invention.

As illustrated in FIG. **13**, an MPEG-2 stream **1310** is comprised of a series of I-frames separated by B-frames and P-frames. MPEG-2 uses similar DCT-based intraframe coding as the JPEG standard for each of the I-frames, but compresses the intervening video content by encoding only the differences between periodic I-frames within the B-frames and P-frames. Accordingly, it would be preferable if the pointers **1201-1204** contained in the timestamp index **1200** pointed to I-frames within the MPEG-2 stream rather than B or P frames (i.e., because the B and P frames are meaningless outside of the context of the two I-frames they connect). Accordingly, if the timestamp index is generated by the organization providing the source material, each of the pointers **1201-1204** should be selected to point to I-frames within the MPEG-2 stream.

If, however, the timestamp index **1200** is generated by the system, as described above, then the pointers **1201-1204** may not necessarily point to an I-frame. Accordingly, in one embodiment of the invention, if a stream is played back from an address pointer which does not point to an I-frame (e.g., such as pointer **1201** in FIG. **13**) then it will decrypt/decode the stream up until it reaches an I-frame and will begin playback from that point. For example, in FIG. **13**, the system will begin decrypting the stream at the point identified by pointer **1201** (in the middle of B & P frames **1302**) but playback would not start until the decryption process reached I-frame **1303**. In one embodiment, the system identifies the I-frame **1303** by decrypting its I-frame header.

Similar techniques may also be employed to allow users to fast-forward through the multimedia content. More specifically, in response to a fast forward command, one embodiment of the system will display a series of I-frames in succession. Depending on the speed at which the fast forward is set to, this embodiment may jump several I-frames at once (as described in greater detail below). If the timestamp index described above contains pointers which point directly to I-frames, then the I-frames will be identified directly via the index.

If, however, the index is constructed as the multimedia stream is received, then jumping from one I-frame to the next may not be entirely accurate because the number of B and P frames between each I-frame and the data contained within each B and P frame is not consistent. Accordingly, as illustrated in FIG. **14**, when a user selects fast forward, one embodiment of the system will estimate the jump from the current I-frame **1301** to the next I-frame **1303** based on the speed of fast forward request and/or the estimated time between each I-frame. In one embodiment, the system will perform a lookup in the timestamp index **1200** to make the jump. Alternatively, or in addition, the jump may be based on the assumption that during standard playback, a new I-frame is decided approximately every $\frac{1}{2}$ second. The underlying principles of the invention remain the same regardless of how the jump to the next I-frame is estimated.

Regardless of how the jump is estimated, once it occurs, one embodiment will then begin decrypting the stream using the decryption key data PID:CA **1145** associated with that point in time, until the decryption process reaches the desired I-frame **1303**. Once the I-frame **1303** is reached, it is decrypted, decoded and rendered on the display. The same techniques may then be employed for the estimated jump to the next I-frame **1305**. The system may identify each of the I-frames by decrypting their respective I-frame headers.

If one embodiment, if the jump lands in the middle of the next I-frame as illustrated in FIG. **14** (as the jump from I-frame **1305** to **1307**, then one embodiment of the invention will decrypt the stream backwards until it reaches the beginning of I-frame **1307**. The system may identify the middle of an I-frame by the presence of I-frame data rather than B or P frame data (e.g., DCT intra-frame data rather than inter-frame motion data).

If the speed of the fast forward request is set high enough the secure micro unit **1160** may be required to provide a new decryption key with each jump. Accordingly, one problem which may result is that the secure micro **1160** may not be capable of providing decryption keys to the CA module **1170** quickly enough (e.g., the secure micro may only be capable of supplying a new key every $\frac{1}{3}$ second). If this is the case, then one embodiment of the invention will continue to display the current I-frame until a new key can be generated as it jumps over several I-frames at a time. In this manner, decryption will take place as quickly as the secure micro unit **1160** can generate new keys.

As the multimedia stream is decrypted during playback, one embodiment of the invention will store the decrypted stream back to the mass storage device **1140**, thereby replacing the encrypted multimedia data. At this time an I-frame index can be written to the storage device **1140** as well. Accordingly, if a user subsequently decides to rewind to a particular point within the multimedia stream, or decides to watch the program a second time, the foregoing I-frame identification techniques may no longer be required (i.e., because the stream will have been decrypted and an I-frame index may be available). In addition, in one embodiment, as soon as the user begins watching a particular multimedia stream, the system will run ahead of stream playback, decrypting the stream as quickly as it can (generally dictated by how quickly the secure micro unit **1160** can supply keys) and storing the decrypted stream back to the mass storage device. Using this technique an entire movie may be completely decrypted during the first several minutes of playback. Accordingly, if the user subsequently chooses to fast-forward through the movie, the I-frame identification techniques described above will not be required.

11

In one embodiment, any multimedia programs which the user designates for long term storage (e.g., by checking the selection region **805** corresponding to the program as illustrated in FIG. **8**), will be decrypted in the background by software executed on the CPU **1185** and/or using dedicated decryption hardware. This embodiment may be required in cases where the decryption keys provided by the cable/satellite provider expire after a predetermined period of time (i.e., and therefore could not be used to decrypt the multimedia programs after a predetermined time has elapsed).

In order to protect the copyright holders' rights in the multimedia content stored on the mass storage device **1140**, one embodiment of the invention will employ additional encryption techniques once the multimedia content has been decrypted. For example, one embodiment of the system delivers a unique key to the mass storage device **1140** as soon as the system is powered up. This technique is available today on many current Ultra-ATA hard drives. If the wrong key is transmitted a predetermined number of times, the hard drive will render the data stored thereon inaccessible (e.g., in one embodiment the hard drive will format itself). Accordingly, an individual who steals the mass storage device **1140** will be unable to access the multimedia content.

In addition, in one embodiment, after the multimedia content is decrypted using keys supplied by the secure micro **1160**, one embodiment will re-encrypt the content using one or more known encryption algorithms. For example, in one embodiment, Data Encryption Standard ("DES") encryption will be applied to the multimedia content before storing it back to the mass storage device **1141**. As is known in the art, DES is a NIST-standard secret key cryptography method that uses a 56-bit key. It will be appreciated, however, that various other encryption algorithms may be employed while still complying with the underlying principles of the invention. However, one benefit of using DES encryption is that many MPEG-2 decoder chips have the DES encryption function built in (e.g., such as the AViA-9600 from C-Cube Microsystems, Inc). As such, if the system is equipped with an MPEG-2 decoder, no additional hardware will be required, thereby reducing system costs.

In one embodiment, illustrated in FIG. **15**, a network interface **1500** is configured in the system to provide communication to a remote multimedia node **1510** (also equipped with a network interface **1505**). Various different networking protocols/standards, both wired (e.g., Ethernet) and wireless (e.g., 802.11b), be employed to support the communication between the various nodes.

The format in which multimedia content is transmitted to the multimedia node **1510** may depend on the node's capabilities. For example, in one embodiment, the node **1510** is equipped with its own conditional access module and secure micro unit (not shown). Accordingly, in this embodiment, multimedia streams requested by the remote node **1510** may be transmitted in an encrypted format along with the associated key selection data PID:CA. By contrast, in one embodiment the remote node **1510** may not be equipped with conditional access functionality. As such, in this embodiment, the multimedia content will be decrypted before being transmitted. In order to protect unauthorized access to the multimedia content (e.g., by an unauthorized user listening on the network), one embodiment will re-encrypt the stream before transmitting it to the remote node **1510** using an encryption format which the remote node can employ in real time (e.g., DES encryption). Various other techniques may be used to provide secure communication with the remote node **1510** while still complying with the underlying principles of the

12

invention (e.g., communication may be encrypted using Secure Sockets Layer ("SSL") encryption).

Embodiments of the invention may include various steps, which have been described above. The steps may be embodied in machine-executable instructions which may be used to cause a general-purpose or special-purpose processor to perform the steps. Alternatively, these steps may be performed by specific hardware components that contain hardwired logic for performing the steps, or by any combination of programmed computer components and custom hardware components.

Elements of the present invention may also be provided as a computer program product which may include a machine-readable medium having stored thereon instructions which may be used to program a computer (or other electronic device) to perform a process. The machine-readable medium may include, but is not limited to, floppy diskettes, optical disks, CD-ROMs, and magneto-optical disks, ROMs, RAMs, EPROMs, EEPROMs, magnet or optical cards, propagation media or other type of media/machine-readable medium suitable for storing electronic instructions. For example, the present invention may be downloaded as a computer program product, wherein the program may be transferred from a remote computer (e.g., a server) to a requesting computer (e.g., a client) by way of data signals embodied in a carrier wave or other propagation medium via a communication link (e.g., a modem or network connection).

Throughout this detailed description, for the purposes of explanation, numerous specific details were set forth in order to provide a thorough understanding of the present invention. It will be apparent, however, to one skilled in the art that the system and method may be practiced without some of these specific details. For example, although the description above focuses on MPEG-2 as the preferred compression algorithm, various other compression algorithms may be employed to compress/decompress multimedia content while still complying with the underlying principles of the invention (e.g., MPEG-4, RealVideo® 8, . . . etc).

In other instances, well known structures and functions were not described in elaborate detail in order to avoid obscuring the subject matter of the present invention. For example, although not illustrated, it will be appreciated that various levels of buffering may be included in the embodiments described herein. For example, in the embodiment illustrated in FIG. **11**, buffers (e.g., SDRAM, RDRAM, . . . etc) may be configured between the QAM/DPSK modules **1130**, **1131** and the mass storage device **1140** and/or between the mass storage device **1140** and the PID filters **1150**, **1151**. In fact, buffers may be provided in this manner between any of the system modules in order to improve system performance. The buffers may be separate, independent modules and/or may be assigned blocks of addressable space within a single unified memory (e.g., a RAM module shared between the CPU **1185** and other system components). The underlying principles of the invention remain the same regardless of which types of buffers are used.

Accordingly, the scope and spirit of the invention should be judged in terms of the claims which follow.

What is claimed is:

1. A method comprising:

receiving a broadcast signal at a set top box containing a set of multiplexed multimedia channels, the set top box including a temporary storage buffer on a mass storage device;
storing said multiplexed multimedia channels in the temporary storage buffer on the mass storage device;

13

if the multiplexed multimedia channels stored on the mass storage device are encrypted, storing a plurality of encryption keys respectively associated with portions of the multimedia channels stored on the mass storage device and timing data associated with the plurality of encryption keys; 5

determining a point in said temporary storage buffer to begin demultiplexing and decoding a first channel from said multiplexed multimedia channels received at the set top box, said determining being performed responsive to a user request to view a particular program on said first channel, said point indicating the start of said program on said first channel without receiving a user request to return to the beginning of the particular program; 10

retrieving encryption keys from the mass storage device based upon the point indicating the start of said program; 15

and

demultiplexing and decoding and decrypting said first channel of said set of multiplexed multimedia channels received at the set top box using the retrieved encryption keys, the demultiplexing and decoding and decrypting being performed from said point within said temporary storage buffer. 20

2. The method as in claim 1 wherein each multimedia channel in said set is comprised of packets of multimedia content. 25

3. The method as in claim 2 wherein said packets are identified as containing data for a particular multimedia channel by way of a unique packet identification ("PID") code.

4. The method of claim 1, wherein determining said point in said temporary storage buffer comprises: 30

receiving with said multiplexed multimedia channels an index comprising a pointer to an address within said multiplexed multimedia channels to begin demultiplexing and decoding said first channel in order to view said program. 35

5. The method of claim 1, wherein determining said point in said temporary storage buffer comprises: 40

generating, as said multiplexed multimedia channels are received, an index comprising a pointer to an address in said multiplexed multimedia channels to begin demultiplexing and decoding said first channel in order to view said program.

6. The method as in claim 1 wherein said buffer is configured to store a specified block of time of said multiplexed multimedia channels. 45

7. A set top box system comprising:

tuning means to receive a broadcast signal containing a set of multiplexed multimedia channels from a cable or satellite service provider; 50

storage means to store said multiplexed multimedia channels in a temporary storage buffer on a mass storage device and if the multiplexed multimedia stream is encrypted, to store a plurality of encryption keys associated with the multiplexed multimedia channels and timing data associated with the plurality of encryption keys; and 55

selection means to select a first channel of said multiplexed multimedia channels in said set stored on said mass storage device responsive to a user request to view multimedia content contained in said first multimedia channel; 60

playback point determination means for determining a point in said temporary storage buffer to begin demultiplexing and decoding said first multimedia channel responsive to a user request to view a particular program on said first multimedia channel, said point indicating 65

14

the start of said program on said first multimedia channel without receiving a user request to return to the beginning of the particular program;

selecting an encryption key from among the plurality of encryption keys, the selection being based upon the point determined by playback point determination means; and

demultiplexing and decoding and decryption means to demultiplex and decode and decrypt said first channel from said point within said temporary storage buffer using the selected encryption key and subsequent keys respectively associated with subsequently retrieved portions of the particular program.

8. The system as in claim 7 wherein each multimedia channel is comprised of packets of multimedia content.

9. The system of claim 7, further index generation means to generate, as said multiplexed multimedia channels are received, an index comprising a pointer to an address in said multiplexed multimedia channels to begin demultiplexing and decoding said first channel in order to view said program.

10. The method as in claim 7 wherein said buffer is configured to store a specified block of time of said multiplexed multimedia channels.

11. The method as in claim 7 wherein said buffer is configured to store a specified amount of multimedia content.

12. A system for processing a plurality of multimedia channels comprising:

a tuner to receive a broadcast signal at a specified frequency and convert said broadcast signal to a baseband signal; a demodulator to demodulate said baseband signal to produce a plurality of multiplexed multimedia channels; a mass storage device for storing said set of multiplexed multimedia channels and for storing a plurality of encryption keys respectively associated with segments of the multiplexed multimedia channels; selection logic for selecting one of said multiplexed multimedia channels stored on said mass storage device to render on a display responsive to a user command and for determining a point in said set of multimedia channels to begin demultiplexing said selected multimedia channels responsive to a user request to view a particular program within said selected multimedia channel, said point indicating the start of said program without receiving a user request to return to the beginning of the particular program;

a secure micro component operable to select an encryption key from the plurality of encryption keys based on the selected point in the selected multimedia channel; and a multi-channel PID filter module to demultiplex said selected multimedia channel prior to decrypting and rendering said selected multimedia channel on said display from said beginning point.

13. The system as in claim 12 wherein each of said multimedia channels are logically separated into a series of programs.

14. The system as in claim 13 wherein said multi-channel PID filter continues to store a first program on a first multimedia channel of said set of multiplexed multimedia channels as long as said first program on said first multimedia channel is being broadcast by a cable or satellite provider.

15. The system as in claim 14 wherein said first program is deleted from said mass storage device when said cable or satellite provider stops broadcasting said first program.

16. The system as in claim 15 wherein said multi-channel PID filter begins storing a second program of said first multimedia channel to said mass storage device responsive to said cable or satellite provider transmitting said second program.

15

17. The system as in claim 14 wherein, responsive to a user request to view said first program on said first multimedia channel, said selection logic selects said first program to be decoded and rendered on said display from the start of said first program.

18. The system as in claim 12 further comprising:

a long term storage buffer configured on said mass storage device for recording one or more of said multimedia channels for an indefinite period of time responsive to a user request to record said one or more programs.

19. The system as in claim 12 further comprising:

a graphical user interface displaying a list of program entries from which a user may select, said program entries corresponding to one or more entire programs transmitted within said set of multiplexed multimedia channels.

20. The system as in claim 19 wherein said graphical user interface further comprises selection regions associated with each of said program entries and wherein, responsive to a user selection of one or more of said selection regions, said programs associated with said selection regions are stored in a long term storage buffer configured on said mass storage device.

21. The system as in claim 19 wherein said program entries include a video portion for displaying a video relating to said one or more programs.

22. The system as in claim 21 wherein said program entries further include an information portion for displaying information related to said one or more programs.

23. The system as in claim 22 wherein said information portion is comprised of one or more uniform resource locators ("URLs").

24. The system as in claim 21 wherein said program entries are grouped into one or more categories.

25. The system of claim 12, wherein said selection logic is further to receive with said set of multiplexed multimedia channels an index comprising a pointer to an address in said set of multiplexed multimedia channels to begin demultiplexing and decoding said first multimedia channel in order to view said program.

26. The system of claim 12, further comprising index generation logic to generate, as said multiplexed multimedia channels are received, an index comprising a pointer to an address in said multiplexed multimedia channels to begin demultiplexing and decoding said first multimedia channel in order to view said program.

27. A set top box system comprising:

a wideband tuner to receive two or more groups of multiplexed multimedia channels at a plurality of specified frequency ranges;

16

a wideband demodulator to demodulate said two or more groups of multiplexed multimedia channels;

a mass storage device to store said two or more groups of multiplexed multimedia channels including a plurality of encryption keys respectively associated with segments of the two or more groups of multiplexed multimedia channels;

a wideband multi-channel PID filter module to filter certain multimedia channels from said two or more groups of multimedia channels; and

selection logic for selecting one or more of said filtered multimedia channels to render on a display, wherein said selection logic is further to determine a point in said mass storage device to begin decoding a first channel responsive to a user request to view a particular program on said first channel, said point indicating the start of said program on said first channel without receiving a user request to return to the beginning of the particular program;

a secure micro component operable to select an encryption key from among the plurality of encryption keys based upon a segment of the particular program identified by the selection logic.

28. The system as in claim 27 wherein a first channel of said filtered channels is logically separated into a series of programs.

29. The system as in claim 28 wherein said wideband multi-channel PID filter continues to store a first program of said first channel to said mass storage device as long as said first program in said first channel is being broadcast by a cable or satellite provider.

30. The system as in claim 29 wherein said first program is deleted from said mass storage device when said cable or satellite provider stops broadcasting said first program.

31. The system as in claim 30 wherein said wideband multi-channel PID filter begins storing a second program to said mass storage device responsive to said cable or satellite provider transmitting said second program.

32. The system as in claim 29 wherein, responsive to a user request to view said first program, said selection logic selects said first program to be decoded and rendered on said display from the start of said first program.

33. The system as in claim 28 further comprising:

a long term storage buffer configured on said mass storage device for recording one or more programs for an indefinite period of time responsive to a user request to record said one or more programs.

34. The system as in claim 27 wherein said two or more groups of multiplexed multimedia channels comprise all channels broadcast by a cable or satellite provider.

* * * * *