



HU000028213T2

(19) **HU**(11) Lajstromszám: **E 028 213**(13) **T2****MAGYARORSZÁG**
Szellemi Tulajdon Nemzeti Hivatala**EURÓPAI SZABADALOM**
SZÖVEGÉNEK FORDÍTÁSA

(21) Magyar ügyszám: E 10 008042	(51) Int. Cl.: C07C 59/70	(2006.01)
(22) A bejelentés napja: 2004. 09. 16.	A61K 312/77	(2006.01)
(96) Az európai bejelentés bejelentési száma: EP 20040008042	A61K 313/57	(2006.01)
(97) Az európai bejelentés közzétételi adatai: EP 2243766 A2 2010. 10. 27.	C07C 323/60	(2006.01)
(97) Az európai szabadalom megadásának meghirdetési adatai: EP 2243766 B1 2015. 09. 02.	C07D 213/64	(2006.01)
	C07D 303/18	(2006.01)
	C07D 319/12	(2006.01)
	C07D 317/22	(2006.01)
	C07D 303/08	(2006.01)
	C07C 323/62	(2006.01)
	C07C 323/20	(2006.01)
	A61P 3/10	(2006.01)

(30) Elsőbbségi adatok: 504089 P 2003. 09. 19. US	(73) Jogosult(ak): Janssen Pharmaceutica N.V., 2340 Beerse (BE)
(72) Feltalálók(k): KUO, Gee-Hong, Scotch Plains, NJ 07076 (US) ZHANG, Rui, Belle Mead, NJ 08502 (US) WANG, Aihua, Jamison, PA 18929 (US) Deangelis, Alan, R., South Pennington, NJ 08534 (US)	(74) Képvisező: dr. Fehérvári Flóra, DANUBIA Szabadalmi és Jogi Iroda Kft., Budapest

(54) **4-((Fenoxialkil)tio)-fenoxiecetsav PPAR-delta-mediálta állapotok kezelésében történő alkalmazásra**

Az európai szabadalom ellen, megadásának az Európai Szabadalmi Közlönyben való meghirdetésétől számított kilenc hónapon belül, felszólalást lehet benyújtani az Európai Szabadalmi Hivatalnál. (Európai Szabadalmi Egyezmény 99. cikk(1))

A fordítást a szabadalmas az 1995. évi XXXIII. törvény 84/H. §-a szerint nyújtotta be. A fordítás tartalmi helyességét a Szellemi Tulajdon Nemzeti Hivatala nem vizsgálta.



(11) **EP 2 243 766 B1**

(12) **EUROPEAN PATENT SPECIFICATION**

(45) Date of publication and mention
of the grant of the patent:
02.09.2015 Bulletin 2015/36

(21) Application number: **10008042.3**

(22) Date of filing: **16.09.2004**

(51) Int Cl.:
C07C 59/70 (2006.01) **C07C 323/60** (2006.01)
C07C 323/62 (2006.01) **C07D 213/64** (2006.01)
C07D 303/18 (2006.01) **C07D 303/08** (2006.01)
C07D 319/12 (2006.01) **C07D 317/22** (2006.01)
A61K 31/277 (2006.01) **A61K 31/357** (2006.01)
A61P 3/10 (2006.01) **C07C 323/20** (2006.01)

(54) **4-((phenoxyalkyl)thio)-phenoxyacetic acids for use in treating PPAR-delta mediated conditions**

4-((Phenoxyalkyl)thio)-phenoxyessigsäuren zur Verwendung in der Behandlung von durch PPAR-delta
vermittelten Krankheiten

Acides 4-((phénoxyalkyl)thio)-phénoxyacétique pour utilisation dans le traitement de maladies médiées
par PPAR-delta

(84) Designated Contracting States:
**AT BE BG CH CY CZ DE DK EE ES FI FR GB GR
HU IE IT LI LU MC NL PL PT RO SE SI SK TR**

(30) Priority: **19.09.2003 US 504089 P**

(43) Date of publication of application:
27.10.2010 Bulletin 2010/43

(62) Document number(s) of the earlier application(s) in
accordance with Art. 76 EPC:
04784146.5 / 1 670 744

(73) Proprietor: **Janssen Pharmaceutica N.V.
2340 Beerse (BE)**

(72) Inventors:
• **Kuo, Gee-Hong**
Scotch Plains, NJ 07076 (US)
• **Zhang, Rui**
Belle Mead, NJ 08502 (US)
• **Wang, Aihua**
Jamison, PA 18929 (US)
• **Deangelis, Alan, R.**
South Pennington, NJ 08534 (US)

(74) Representative: **Warner, James Alexander**
Carpmaels & Ransford LLP
One Southampton Row
London WC1B 5HA (GB)

(56) References cited:
WO-A-03/011807 WO-A-03/074495

EP 2 243 766 B1

Note: Within nine months of the publication of the mention of the grant of the European patent in the European Patent Bulletin, any person may give notice to the European Patent Office of opposition to that patent, in accordance with the Implementing Regulations. Notice of opposition shall not be deemed to have been filed until the opposition fee has been paid. (Art. 99(1) European Patent Convention).

Description

BACKGROUND OF THE INVENTION

5 **[0001]** Cardiovascular disease (CVD) is prevalent in the world and is often associated with other disease states such as diabetes and obesity. Many population studies have attempted to identify the risk factors for CVD; of these, high plasma levels of low density lipoprotein cholesterol (LDL-C), high plasma levels of triglycerides (>200mg/dl), and low levels of high density lipoprotein cholesterol (HDL-C) are considered to be among the most important. Currently, there are few therapies targeting low HDL-C and triglycerides.

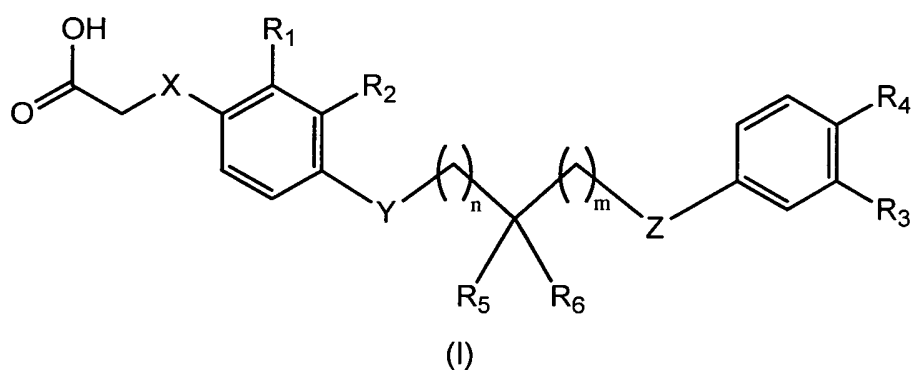
10 **[0002]** The peroxisome proliferator-activated receptors (PPARs) are metabolic sensors regulating the expression of genes involved in glucose and lipid homeostasis. Agonists of the PPAR α subtype, such as LOPID[®] (gemfibrozil) and TRICOR[®] (fenofibrate), and agonists of the PPAR γ subtype, such as AVANDIA[®] (rosiglitazone maleate), are used for the treatment of dyslipidemia and diabetes, respectively. Another member of this nuclear receptor family, the peroxisome proliferator-activated receptor delta (PPAR delta or PPAR δ) is also a necessary transcription factor reported to be
15 involved in regulating genes involved in lipid metabolism and energy expenditure. PPAR delta has been shown to act as a "gateway" receptor modulating the expression of the other PPARs (Shi et al., 2002, Proc Natl. Acad. Sci USA, 99(5): 2613-2618). Each receptor subtype has a distinct tissue distribution: 1) PPAR α shows the highest expression in liver, 2) PPAR γ appears primarily in adipose tissue, and 3) PPAR δ has the widest distribution -- ubiquitously in adult rat (Braissant et al., 1996, Endocrinology 137(1): 354-366) and in all the human tissues tested to date, including liver, kidney, abdominal adipose and skeletal muscle (Auboeuf et al., 1997, Diabetes 46(8):1319-1327).

20 **[0003]** Recently, potent ligands for PPAR δ have been published, providing a better understanding of its function in lipid metabolism. The main effect of these compounds in db/db mice (Leibowitz et al., 2000, FEBS Lett. 473(3):333-336) and obese rhesus monkeys (Oliver et al., 2001, Proc. Natl. Acad. Sci. USA 98(9):5306-5311) was an increase in high density lipoprotein cholesterol (HDL-C) and a decrease in triglycerides, with little effect on glucose (although insulin levels were decreased in monkeys). HDL-C removes cholesterol from peripheral cells through a process called reverse cholesterol transport. The first and rate-limiting step, a transfer of cellular cholesterol and phospholipids to the apolipoprotein A-I component of HDL, is mediated by the ATP binding cassette transporter A1 (ABCA1) (Lawn et al., 1999, J. Clin. Investigation 104(8): R25-R31). PPAR δ activation has been shown to increase HDL-C level through transcriptional regulation of ABCA1 (Oliver et al., 2001, Proc. Natl. Acad. Sci. USA 98(9): 5306-5311). Through induction of ABCA1
25 mRNA expression in macrophages, PPAR δ agonists may increase HDL-C levels in patients and remove excess cholesterol from lipid-laden macrophages, thereby inhibiting the development of atherosclerotic lesions. Existing therapy for hypercholesterolemia includes the statin drugs, which decrease LDL-C but show little effect on HDL-C, and the fibrates, the PPAR α agonists that have low potency and induce only modest HDL-C elevation. In addition, like the fibrates, PPAR δ agonists may also reduce triglycerides, an additional risk factor for cardiovascular disease and diabetes. Elevated free fatty acid level has been shown to contribute to insulin resistance and progression of diabetes (Boden, G. PROCEEDINGS OF THE ASSOCIATION OF AMERICAN PHYSICIANS (1999 May-Jun), 111(3), 241-8).

30 **[0004]** Examples of known PPAR delta agonists variously useful for hyperlipidemia, diabetes, or atherosclerosis include L-165041 (Leibowitz et al., 2000) and GW501516 (Oliver et al., Proceedings of the National Academy of Sciences of the United States of America (2001), 98(9), 5306-5311). Treatment of differentiated THP-1 monocytes with GW501516
35 induced ABCA1 mRNA expression and enhanced cholesterol efflux from these cells.

Summary of the Invention

45 **[0005]** The invention features compounds of Formula (I) below:



wherein

X is selected from a covalent bond, S, and O;

5 Y is S or O;

Z is O or CH₂, provided when Y is O, Z is O;

10 R₁ and R₂ are independently selected from H, C₁₋₃ alkyl, C₁₋₃ alkoxy, halo, and NR_aR_b wherein R_a and R_b are independently H or C₁₋₃ alkyl;

R₃ and R₄ are independently selected from H, halo, cyano, C₁₋₅ alkyl, hydroxy, C₂₋₄ acyl, C₁₋₄ alkoxy, and NR_cR_d wherein R_c and R_d are independently H or C₁₋₃ alkyl, provided that R₃ and R₄ are not both H;

15 R₅ and R₆ are independently selected from halo, phenyl, C₁₋₉ alkyl, C₁₋₈ alkoxy, C₂₋₉ alkenyl, C₂₋₉ alkenyloxy, C₃₋₇ cycloalkyl, C₃₋₇ cycloalkoxy, C₃₋₇cycloalkyl-C₁₋₇alkyl, C₃₋₇cycloalkyl-C₁₋₇alkoxy, C₃₋₇cycloalkyloxy-C₁₋₆alkyl, and C₃₋₇cycloalkyloxy-C₁₋₇alkoxy, or

20 R₅ and R₆ together form C₁₋₉ alkylidanyl or C₃₋₉ alkenylidanyl, or R₅, R₆ and the carbon atom to which they attach together form C₃₋₇ cycloalkyl or 5- or 6-membered heterocycle;

n is 0, 1 or 2; and

25 m is 0, 1 or 2;

or a pharmaceutically acceptable salt thereof for use in treating or inhibiting the progression of a PPAR-delta mediated condition.

30 **[0006]** Also disclosed herein are compositions for said use that include one or more compounds of Formula (I) and a pharmaceutical carrier or excipient.

[0007] These compositions for use in treating or inhibiting the progression of a PPAR-delta mediated condition below may further include additional pharmaceutically active agents, such as lipid-lowering agents or blood-pressure lowering agents, or both.

35 **[0008]** The invention includes the disclosed compounds for use in various methods for treating, preventing, or inhibiting the progression of, a condition directly or indirectly mediated by PPAR delta. Said condition includes, but is not limited to, diabetes, cardiovascular diseases, Metabolic X Syndrome, hypercholesterolemia, hypo-HDL-cholesterolemia, hyper-LDL-cholesterolemia, dyslipidemia, atherosclerosis, and obesity.

40 **[0009]** One embodiment of the present invention is a compound described herein for use in a method for treating a PPAR-delta mediated condition, said method comprising administering to a patient in need of treatment a pharmaceutically effective amount of a compound or composition described herein.

[0010] Another embodiment of the present invention is a compound described herein for use in a method for inhibiting the onset and/or inhibiting the progression of a PPAR-delta mediated condition, said method comprising administering to a patient in need of treatment a pharmaceutically effective amount of a compound or composition described herein.

45 **[0011]** Examples of conditions that can be treated with a PPAR delta-agonist include, without limitation, diabetes, cardiovascular diseases, Metabolic X Syndrome, hypercholesterolemia, hypo-HDL-cholesterolemia, hyper-LDL-cholesterolemia, dyslipidemia, atherosclerosis, and obesity. Dyslipidemia includes hypertriglyceridemia, and mixed hyperlipidemia. For example, dyslipidemia (including hyperlipidemia) may be one or more of the following conditions: low HDL (< 35 or 40 mg/dl), high triglycerides (> 200 mg/dl), and high LDL (> 150 mg/dl).

50 **[0012]** Additional features and advantages of the invention will become apparent from the detailed discussion, examples, and claims below.

Detailed Description

55 **[0013]** Also disclosed herein are compositions containing compounds of Formula (I) in the above Summary section, and methods of using them.

[0014] Preferred compounds of the invention are potent PPAR delta agonists that have at least one and preferably two or three of the following characteristics when administered to patients with hypercholesterolemia, hypertriglyceridemia, low-HDL-C, obesity, diabetes and/or Metabolic X Syndrome: 1) increasing HDL-C level, 2) lowering triglycerides,

3) lowering free fatty acids, and 4) decreasing insulin levels. Improvement in HDL-C and triglyceride levels is beneficial for cardiovascular health. In addition, decreased level of triglycerides and free fatty acids contributes to reduce obesity and ameliorate or prevent diabetes.

[0015] PPAR delta, being ubiquitously expressed, can act as a gateway receptor that regulates the expression/activity of other nuclear receptors such as other PPARs. For instance, PPAR delta has been shown to block PPAR γ -mediated adipogenesis and acyl-CoA oxidase expression; it has also been shown to be associated with the nuclear receptor corepressors SMRT (silencing mediator for retinoid and thyroid hormone receptors), SHARP (SMART and histone deacetylase-associated repressor protein), and HDACs (histone deacetylase). Thus, conditions directly mediated by these nuclear receptors, such as obesity and type II diabetes, can be indirectly mediated by PPAR delta (See, for example, Shi et al., 2002, Proc Natl. Acad. Sci USA, 99(5): 2613-2618).

[0016] Some aspects of the invention relate to compounds for use in treating hypertriglyceridemia, raising levels of HDL, lowering levels of LDL, and/or lowering total cholesterol. Preferably, the compounds are for use in methods of treatment associated with improvements in the extent, duration, or degree of side effects, such as edema, normally associated with other existing therapies.

[0017] The invention is further described below. The specification is arranged as follows: A) Terms; B) Compounds; C) Synthesis; D) Formulation and Administration; E) Use; F) Biological Examples; G) Other Embodiments; and claims.

A. Terms

[0018] The term "subject" as used herein, refers to an animal, preferably a mammal, most preferably a human, who has been the object of treatment, observation or experiment.

[0019] The term "therapeutically effective amount" as used herein, means that amount of active compound or pharmaceutical agent that elicits the biological or medicinal response in a tissue system, animal or human that is being sought by a researcher, veterinarian, medical doctor or other clinician, which includes alleviation, prevention, treatment, or the delay of the onset or progression of the symptoms of the disease or disorder being treated.

[0020] Conditions directly or indirectly mediated by PPAR delta include, but are not limited to, diabetes, cardiovascular diseases, Metabolic X Syndrome, hypercholesterolemia, hypo-HDL-cholesterolemia, hyper-LDL-cholesterolemia, dyslipidemia, atherosclerosis, and obesity.

[0021] For therapeutic purposes, the term "jointly effective amount" as used herein, means that amount of each active compound or pharmaceutical agent, alone or in combination, that elicits the biological or medicinal response in a tissue system, animal or human that is being sought by a researcher, veterinarian, medical doctor or other clinician, which includes alleviation of the symptoms of the disease or disorder being treated. For prophylactic purposes (i.e., inhibiting the onset or progression of a disorder), the term "jointly effective amount" refers to that amount of each active compound or pharmaceutical agent, alone or in combination, that treats or inhibits in a subject the onset or progression of a disorder as being sought by a researcher, veterinarian, medical doctor or other clinician. Thus, the present invention provides combinations of two or more drugs wherein, for example, (a) each drug is administered in an independently therapeutically or prophylactically effective amount; (b) at least one drug in the combination is administered in an amount that is sub-therapeutic or sub-prophylactic if administered alone, but is therapeutic or prophylactic when administered in combination with the second or additional drugs according to the invention; or (c) both (or more) drugs are administered in an amount that is sub-therapeutic or sub-prophylactic if administered alone, but are therapeutic or prophylactic when administered together.

[0022] Unless otherwise noted, as used herein and whether used alone or as part of a substituent group, "alkyl" and "alkoxy" include straight and branched chains having 1 to 8 carbon atoms, such as C₁₋₆, C₁₋₄, C₃₋₈, C₂₋₅, or any other range, and unless otherwise noted, include both substituted and unsubstituted moieties. For example, C₁₋₆alkyl radicals include methyl, ethyl, *n*-propyl, isopropyl, *n*-butyl, isobutyl, *sec*-butyl, *t*-butyl, *n*-pentyl, 3-(2-methyl)butyl, 2-pentyl, 2-methylbutyl, neopentyl, *n*-hexyl, 2-hexyl and 2-methylpentyl. Alkoxy radicals are formed from the previously described straight or branched chain alkyl groups. "Alkyl" and "alkoxy" include unsubstituted or substituted moieties with one or more substitutions, such as between 1 and 5, 1 and 3, or 2 and 4 substituents. The substituents may be the same (dihydroxy, dimethyl), similar (chloro, fluoro), or different (chlorobenzyl- or aminomethyl-substituted). Examples of substituted alkyl include haloalkyl (such as fluoromethyl, chloromethyl, difluoromethyl, perchloromethyl, 2-bromoethyl, trifluoromethyl, and 3-iodocyclopentyl), hydroxyalkyl (such as hydroxymethyl, hydroxyethyl, 2-hydroxypropyl), aminoalkyl (such as aminoethyl, 2-aminoethyl, 3-aminopropyl, and 2-aminopropyl), alkoxyalkyl, nitroalkyl, alkylalkyl, cyanoalkyl, phenylalkyl, heteroarylalkyl, heterocyclalkyl, phenoxyalkyl, heteroaryloxyalkyl (such as 2-pyridyloxyalkyl), heterocycloxy-alkyl (such as 2-tetrahydropyranoxy-alkyl), thioalkylalkyl (such as MeS-alkyl), thiophenylalkyl (such as pHS-alkyl), carboxylalkyl, and so on. A di(C₁₋₃ alkyl)amino group includes independently selected alkyl groups, to form, for example, methylpropylamino and isopropylmethylamino, in addition dialkylamino groups having two of the same alkyl group such as dimethyl amino or diethylamino.

[0023] The term "alkenyl" includes optionally substituted straight chain and branched hydrocarbon radicals as above

with at least one carbon-carbon double bond (sp^2). Alkenyls include ethenyl (or vinyl), prop-1-enyl, prop-2-enyl (or allyl), isopropenyl (or 1-methylvinyl), but-1-enyl, but-2-enyl, butadienyls, pentenyls, hexa-2,4-dienyl, and so on. Hydrocarbon radicals having a mixture of double bonds and triple bonds, such as 2-penten-4-ynyl, are grouped as alkynyls herein. Alkenyl includes cycloalkenyl. *Cis* and *trans* or (E) and (Z) forms are included within the invention. "Alkenyl" may be substituted with one or more substitutions including, but not limited to, cyanoalkenyl, and thioalkenyl.

[0024] The term "alkynyl" includes optionally substituted straight chain and branched hydrocarbon radicals as above with at least one carbon-carbon triple bond (sp). Alkynyls include ethynyl, propynyls, butynyls, and pentynyls. Hydrocarbon radicals having a mixture of double bonds and triple bonds, such as 2-penten-4-ynyl, are grouped as alkynyls herein. Alkynyl does not include cycloalkynyl.

[0025] The term "Ac" as used herein, whether used alone or as part of a substituent group, means acetyl (CH_3CO-). The term "acyl" as used herein, refers to a substituent that has a carbonyl group ($C=O$) and one or more alkyl or alkylene groups. For example, C_{2-4} acyl includes without limitation, acetyl, $CH_3CH_2-(C=O)-CH_2-$, and $CH_3CH_2CH_2(C=O)-$.

[0026] The term "halogen" or "halo" shall include iodo, bromo, chloro and fluoro.

[0027] The terms "aryl" or "Ar" as used herein refer to an unsubstituted or substituted aromatic hydrocarbon ring system such as phenyl and naphthyl. When the Ar or aryl group is substituted, it may have one to three substituents which are independently selected from C_1-C_8 alkyl, C_1-C_8 alkoxy, fluorinated C_1-C_8 alkyl (e.g., trifluoromethyl), fluorinated C_1-C_8 alkoxy (e.g., trifluoromethoxy), halogen, cyano, C_1-C_8 alkylcarbonyl such as acetyl, carboxyl, hydroxy, amino, nitro, C_1-C_4 alkylamino (i.e., $-NH-C_1-C_4$ alkyl), C_1-C_4 dialkylamino (i.e., $-N-[C_1-C_4$ alkyl] $_2$ wherein the alkyl groups can be the same or different), or unsubstituted, mono-, di- or tri-substituted phenyl wherein the substituents on the phenyl are independently selected from C_1-C_8 alkyl, C_1-C_8 alkoxy, fluorinated C_1-C_8 alkyl, fluorinated C_1-C_8 alkoxy, halogen, cyano, acetyl, carboxyl, hydroxy, amino, nitro, alkylamino, dialkylamino or five or six membered heteroaryl having 1-3 heteroatoms selected from N, O and S.

[0028] The term "heteroaryl" as used herein represents a stable, unsubstituted or substituted five or six membered monocyclic or bicyclic aromatic ring system which consists of carbon atoms and from one to three heteroatoms selected from N, O and S. The heteroaryl group may be attached at any heteroatom or carbon atom which results in the creation of a stable structure. Examples of heteroaryl groups include, but are not limited to, benzimidazolyl, benzisoxazolyl, benzofuranyl, benzopyrazolyl, benzothiadiazolyl, benzothiazolyl, benzothieryl, benzotriazolyl, benzoxazolyl, furanyl, furazanyl, furyl, imidazolyl, indazolyl, indolizynyl, indolynyl, indolyl, isobenzofuranyl, isoindolyl, isothiazolyl, isoxazolyl, oxazolyl, purinyl, pyrazinyl, pyrazolyl, pyridazinyl, pyridinyl, pyrimidinyl, pyrrolyl, quinolinyl, quinolyl, thiadiazolyl, thiazolyl, thiophenyl, or triazolyl. When the heteroaryl group is substituted, the heteroaryl group may have one to three substituents including, but not limited to, C_1-C_8 alkyl, halogen, and aryl.

[0029] The term "heterocyclyl" includes optionally substituted nonaromatic rings having carbon atoms and at least one heteroatom (O, S, N) or heteroatom moiety (SO_2 , CO, CONH, COO) in the ring. A heterocyclyl may be saturated, partially saturated, nonaromatic, or fused. Examples of heterocyclyl include cyclohexylimino, imidazolidinyl, imidazolynyl, morpholinyl, piperazinyl, piperidyl, pyridyl, pyranyl, pyrazolidinyl, pyrazolynyl, pyrrolidinyl, pyrrolinyl, and thienyl.

[0030] Unless otherwise indicated, heteroaryl and heterocyclyl may have a valence connecting it to the rest of the molecule through a carbon atom, such as 3-furyl or 2-imidazolyl, or through a heteroatom, such as N-piperidyl or 1-pyrazolyl. Preferably a monocyclic heterocyclyl has between 5 and 7 ring atoms, or between 5 and 6 ring atoms; there may be between 1 and 5 heteroatoms or heteroatom moieties in the ring, and preferably between 1 and 3, or between 1 and 2 heteroatoms or heteroatom moieties.

[0031] Heterocyclyl and heteroaryl also include fused, e.g., bicyclic, rings, such as those optionally fused with an optionally substituted carbocyclic or heterocyclic five- or six-membered aromatic ring. For example, "heteroaryl" includes an optionally substituted six-membered heteroaromatic ring containing 1, 2 or 3 nitrogen atoms fused with an optionally substituted five- or six-membered carbocyclic or heterocyclic aromatic ring. Said heterocyclic five- or six-membered aromatic ring fused with the said five- or six-membered aromatic ring may contain 1, 2 or 3 nitrogen atoms where it is a six-membered ring, or 1, 2 or 3 heteroatoms selected from oxygen, nitrogen and sulfur where it is a five-membered ring.

[0032] It is intended that the definition of any substituent or variable at a particular location in a molecule be independent of its definitions elsewhere in that molecule. It is understood that substituents and substitution patterns on the compounds of this invention can be selected by one of ordinary skill in the art to provide compounds that are chemically stable and that can be readily synthesized by techniques known in the art as well as those methods set forth herein.

[0033] Where chemical moieties are combined, such as in ethoxymethyl or phenylethyl, the term is described in the direction from the periphery to the connection point of the rest of the molecule. For example, ethoxymethyl is $CH_3CH_2OCH_2-$ and phenylethyl is a phenyl group linked by $-CH_2CH_2-$ to the rest of the molecule (and not a phenyl group linked to the molecule with a CH_3CH_2 group as a substituent on the phenyl.) Where parentheses are used, they indicate a peripheral substitution.

[0034] As used herein, the term "composition" is intended to encompass a product comprising the specified ingredients in the specified amounts, as well as any product which results, directly or indirectly, from combinations of the specified ingredients in the specified amounts.

[0035] Compounds of the invention for use in treating or inhibiting the progression of a PPAR-delta mediated condition are further described in the next section.

B. Compounds

5

[0036] The present invention features compounds of Formula (I) as described above for use in treating or inhibiting the progression of a PPAR-delta mediated condition. Unless otherwise noted, in Formula (I), each hydrocarbyl (alkyl, alkenyl, alkynyl, cycloalkyl, cycloalkenyl, etc) or heterocarbyl (heterocyclyl, heteroaryl, heteroatom moiety such as sulfonyl, amino, amido, etc.) may be substituted or unsubstituted, for example, "alkyl" includes substituted and unsubstituted

10

alkyl and "heterocyclyl" and "aryl" and "alkoxy" and so on, may also be substituted or unsubstituted. For example, where R_4 is "methyl or methoxy", unless otherwise indicated, these terms collectively include: methyl, methoxy, trifluoromethyl, trifluoromethoxy, difluoromethyl, difluoromethoxy, fluoromethyl, fluoromethoxy, chlorodifluoromethyl, chlorodifluoromethoxy, dichlorofluoromethyl, and dichlorofluoromethoxy, and so on.

[0037] Examples include those compounds wherein: (a) X is S or O; (b) X is a covalent bond; (c) X is O; (d) Y is O; (e) Y is S; (f) Z is O; (g) Z is CH or CH₂; (h) m is 1; (i) m is 2; (k) n is 1; (l) R_1 and R_2 are independently selected from H, C₁₋₃ alkyl, C₁₋₃ alkoxy, F, Cl, and Br; (m) R_1 and R_2 are independently selected from H, methyl, methoxy, F and Cl; (n) R_3 and R_4 are independently selected from H, halo, cyano, acetyl, C₁₋₂ alkyl, and C₁₋₂ alkoxy; (o) R_3 is independently selected from H, F, Cl, methyl, and methoxy; (p) R_4 is independently selected from H, halo, cyano, C₁₋₂ alkyl, and C₁₋₂ alkoxy; (q) R_3 is independently selected from H, halo, cyano, C₁₋₂ alkyl, and C₁₋₂ alkoxy, and R_4 is independently selected from F, Cl, methyl, and methoxy; (r) R_3 is selected from methyl, methoxy, H, Cl, Br, I, OH, -CH(CF₃)₂, CF₃, -OCF₃, -N(CH₃)₂, -O-CH₂COOH, and -COCH₃, and R_4 is selected from H, Cl, and methyl; (s) R_5 and R_6 together form C₁₋₉ alkylidanyl or C₃₋₉ alkenylidanyl, or R_5 , R_6 and the carbon atom to which they attach together form C₃₋₇ cycloalkyl; (t) R_5 and R_6 are independently selected from halo, phenyl, C₁₋₉ alkyl, C₁₋₈ alkoxy, C₂₋₉ alkenyl, C₂₋₉ alkenyloxy, C₃₋₇ cycloalkyl, C₃₋₇ cycloalkoxy, C₃₋₇cycloalkyl-C₁₋₇alkyl, C₃₋₇cycloalkyl-C₁₋₇alkoxy, C₃₋₇cycloalkyloxy-C₁₋₆alkyl, and C₃₋₇cycloalkyloxy-C₁₋₇alkoxy; (u) R_3 is selected from H, F, Cl, methyl, and methoxy, and R_4 is selected from F, Cl, acetyl, methyl, methoxy, trifluoromethyl, trifluoromethoxy, difluoromethyl, difluoromethoxy, fluoromethyl, fluoromethoxy; (v) R_1 is selected from H, CF₃, methyl, Cl, and methoxy, and R_2 is selected from H, Cl, and methyl; (w) X is O and Y is O; (x) Z is O and Y is O; (y) R_1 is selected from H, CF₃, methyl, Cl, and methoxy, R_2 is selected from H, Cl, and methyl, R_3 is selected from H, F, Cl, methyl, and methoxy, and R_4 is selected from F, Cl, methyl, and methoxy; (z) X is O, Y is O, R_3 is selected from H, F, Cl, methyl, and methoxy, and R_4 is selected from F, Cl, methyl, and methoxy; (z2) Z is O, Y is O, R_3 is selected from H, F, Cl, methyl, and methoxy, and R_4 is selected from F, Cl, methyl, and methoxy; (aa) R_1 is selected from H, CF₃, methyl, Cl, and methoxy, R_2 is selected from H, Cl, and methyl, R_3 is selected from H, F, Cl, methyl, and methoxy, R_4 is selected from F, Cl, methyl, and methoxy, and R_5 and R_6 together form C₁₋₉ alkylidanyl or C₃₋₉ alkenylidanyl, or R_5 , R_6 and the carbon atom to which they attach together form C₃₋₇ cycloalkyl; (bb) X is O, Y is O, Z is O, R_1 is selected from H, CF₃, methyl, Cl, and methoxy, R_2 is selected from H, Cl, and methyl, R_3 is selected from H, F, Cl, methyl, and methoxy, R_4 is selected from F, Cl, methyl, and methoxy, and R_5 and R_6 are independently selected from halo, phenyl, C₁₋₉ alkyl, C₁₋₈ alkoxy, C₂₋₉ alkenyl, C₂₋₉ alkenyloxy, C₃₋₇ cycloalkyl, C₃₋₇ cycloalkoxy, C₃₋₇cycloalkyl-C₁₋₇alkyl, C₃₋₇cycloalkyl-C₁₋₇alkoxy, C₃₋₇cycloalkyloxy-C₁₋₆alkyl, and C₃₋₇cycloalkyloxy-C₁₋₇alkoxy; (cc) X is O, Y is O, Z is O, R_1 is selected from H, CF₃, methyl, Cl, and methoxy, R_2 is selected from H, Cl, and methyl, R_3 is selected from H, F, Cl, methyl, and methoxy, and R_4 is selected from F, Cl, methyl, and methoxy; (dd) X is O, Y is O, Z is O, R_1 is selected from H, CF₃, methyl, Cl, and methoxy, R_2 is selected from H, Cl, and methyl, R_3 is selected from H, F, Cl, methyl, and methoxy, R_4 is selected from F, Cl, methyl, and methoxy, and R_5 and R_6 together form C₁₋₉ alkylidanyl or C₃₋₉ alkenylidanyl, or R_5 , R_6 and the carbon atom to which they attach together form C₃₋₇ cycloalkyl; (ee) X is O, Y is O, Z is O, R_1 is selected from H, CF₃, methyl, Cl, and methoxy, R_2 is selected from H, Cl, and methyl, R_3 is selected from H, F, Cl, methyl, and methoxy, R_4 is selected from F, Cl, methyl, and methoxy, and R_5 and R_6 are independently selected from halo, phenyl, C₁₋₉ alkyl, C₁₋₈ alkoxy, C₂₋₉ alkenyl, C₂₋₉ alkenyloxy, C₃₋₇ cycloalkyl, C₃₋₇ cycloalkoxy, C₃₋₇cycloalkyl-C₁₋₇alkyl, C₃₋₇cycloalkyl-C₁₋₇alkoxy, C₃₋₇cycloalkyloxy-C₁₋₆alkyl, and C₃₋₇cycloalkyloxy-C₁₋₇alkoxy; (ff) X is O, Y is O or S, Z is O, R_1 is selected from H, CF₃, methyl, Cl, and methoxy, R_2 is selected from H, Cl, and methyl, R_3 is selected from H, F, Cl, methyl, and methoxy, R_4 is selected from F, Cl, methyl, and methoxy, m is 1, and n is 1; (gg) X is O, Y is O or S, Z is O, R_1 is selected from H, CF₃, methyl, Cl, and methoxy, R_2 is selected from H, Cl, and methyl, R_3 is selected from H, F, Cl, methyl, and methoxy, R_4 is selected from F, Cl, methyl, and methoxy, m is 1, n is 1, and R_5 and R_6 are independently selected from halo, phenyl, C₁₋₉ alkyl, C₁₋₈ alkoxy, C₂₋₉ alkenyl, C₂₋₉ alkenyloxy, C₃₋₇ cycloalkyl, C₃₋₇ cycloalkoxy, C₃₋₇cycloalkyl-C₁₋₇alkyl, C₃₋₇cycloalkyl-C₁₋₇alkoxy, C₃₋₇cycloalkyloxy-C₁₋₆alkyl, and C₃₋₇cycloalkyloxy-C₁₋₇alkoxy; or combinations of the above.

55

[0038] Compounds of the present invention further can be selected from:

[2-Methyl-4-[2-(4-trifluoromethyl-phenoxy)methyl]-allylsulfanyl]-phenoxy)-acetic acid;
 (2-Methyl-4-[2-[2-(4-trifluoromethyl-phenyl)-ethyl]-allylsulfanyl]-phenoxy)-acetic acid;

{2-Methyl-4-[2-(4-trifluoromethoxy-phenoxy)methyl]-allylsulfanyl]-phenoxy}-acetic acid;
 {2-Chloro-4-[2-(4-trifluoromethyl-phenoxy)methyl]-allylsulfanyl]-phenoxy}-acetic acid;
 {2-Methyl-4-[3-methyl-2-(4-trifluoromethyl-phenoxy)methyl]-but-2-enylsulfanyl]-phenoxy}-acetic acid;
 {4-[3,3-Difluoro-2-(4-trifluoromethyl-phenoxy)methyl]-allylsulfanyl]-2-methyl-phenoxy}-acetic acid;
 5 {3-Chloro-4-[2-(4-trifluoromethyl-phenoxy)methyl]-allylsulfanyl]-phenyl}-acetic acid;
 {2-Methyl-4-[1-(4-trifluoromethyl-phenoxy)methyl]-cyclopropylmethylsulfanyl]-phenoxy}-acetic acid;
 {2-Methyl-4-[2-propyl-2-(4-trifluoromethyl-phenoxy)methyl]-pentylsulfanyl]-phenoxy}-acetic acid;
 {4-[2-(4-Acetyl-3-hydroxy-2-propyl-phenoxy)methyl]-allylsulfanyl]-2-methyl-phenoxy}-acetic acid;
 {4-[2-(4-Chloro-phenoxy)methyl]-allylsulfanyl]-2-methyl-phenoxy}-acetic acid;
 10 {4-[2-(3,4-Dichloro-phenoxy)methyl]-allylsulfanyl]-2-methyl-phenoxy}-acetic acid;
 {4-[2-(2,4-Dichloro-phenoxy)methyl]-allylsulfanyl]-2-methyl-phenoxy}-acetic acid;
 {4-[3-Cyano-2-(4-trifluoromethyl-phenoxy)methyl]-allylsulfanyl]-2-methyl-phenoxy}-acetic acid;
 {2-Methyl-4-[3-phenyl-2-(4-trifluoromethyl-phenoxy)methyl]-allylsulfanyl]-phenoxy}-acetic acid;
 {2-Methyl-4-[3-naphthalen-1-yl-2-(4-trifluoromethyl-phenoxy)methyl]-allylsulfanyl]-phenoxy}-acetic acid;
 15 {4-[2,2-Difluoro-3-(4-trifluoromethyl-phenoxy)-propylsulfanyl]-2-methyl-phenoxy}-acetic acid;
 {2-Methyl-4-[2-(4-trifluoromethyl-phenoxy)methyl]-[1,3]dioxan-2-ylmethylsulfanyl]-phenoxy}-acetic acid;
 {4-[2,2-Dimethyl-4-(4-trifluoromethyl-phenoxy)methyl]-[1,3]dioxolan-4-ylmethylsulfanyl]-2-methyl-phenoxy}-acetic acid;
 [2-Methyl-4-(2-phenoxy)methyl-allylsulfanyl]-phenoxy}-acetic acid;
 20 {4-[2-(4-Chloro-3-trifluoromethyl-phenoxy)methyl]-allylsulfanyl]-2-methyl-phenoxy}-acetic acid;
 {4-[2-(4-Methoxy-phenoxy)methyl]-allylsulfanyl]-2-methyl-phenoxy}-acetic acid;
 {4-[2-(4-Dimethylamino-phenoxy)methyl]-allylsulfanyl]-2-methyl-phenoxy}-acetic acid;
 {2-Trifluoromethyl-4-[2-(4-trifluoromethyl-phenoxy)methyl]-allylsulfanyl]-phenoxy}-acetic acid;
 {3-Chloro-4-[2-(4-trifluoromethyl-phenoxy)methyl]-allylsulfanyl]-phenoxy}-acetic acid;
 25 {2-Methoxy-4-[2-(4-trifluoromethyl-phenoxy)methyl]-allylsulfanyl]-phenoxy}-acetic acid;
 {2-Methyl-4-[3-(4-trifluoromethyl-phenoxy)-but-3-enylsulfanyl]-phenoxy}-acetic acid;
 {2-Methyl-4-[2-(4-trifluoromethyl-phenoxy)-allylsulfanyl]-phenoxy}-acetic acid;
 {4-[2-Hydroxy-2-(4-trifluoromethyl-phenoxy)methyl]-butylsulfanyl]-2-methyl-phenoxy}-acetic acid;
 {4-[2-(4-tert-Butyl-phenoxy)methyl]-allylsulfanyl]-2-methyl-phenoxy}-acetic acid;
 30 {4-[2-(4-Isopropyl-phenoxy)methyl]-allylsulfanyl]-2-methyl-phenoxy}-acetic acid;
 {2-Chloro-4-[2-(3,4-dichloro-phenoxy)methyl]-allylsulfanyl]-phenoxy}-acetic acid;
 {2-Chloro-4-[2-(4-trifluoromethoxy-phenoxy)methyl]-allylsulfanyl]-phenoxy}-acetic acid;
 {4-[2,2-Dimethyl-3-(4-trifluoromethyl-phenoxy)-propylsulfanyl]-2-methyl-phenoxy}-acetic acid;
 {2-Chloro-4-[2,2-dimethyl-3-(4-trifluoromethyl-phenoxy)-propylsulfanyl]-phenoxy}-acetic acid;
 35 {2-Chloro-4-[1-(4-trifluoromethyl-phenoxy)methyl]-cyclopropylmethylsulfanyl]-phenoxy}-acetic acid;
 {3-Chloro-4-[2,2-dimethyl-3-(4-trifluoromethyl-phenoxy)-propylsulfanyl]-phenyl}-acetic acid;
 {2-Methyl-4-[2-(4-trifluoromethyl-phenoxy)methyl]-allylsulfanyl]-phenoxy}-acetic acid;
 {3-Chloro-4-[2,2-dimethyl-3-(4-trifluoromethoxy-phenoxy)-propylsulfanyl]-phenyl}-acetic acid; and
 {3-Chloro-4-[3-methyl-2-(4-trifluoromethyl-phenoxy)methyl]-but-2-enylsulfanyl]-phenyl}-acetic acid.

[0039] Further, the following is a compound of the present invention: acetic acid, [2-methyl-4-[[2-[[4-(trifluoromethyl)phenoxy]methyl]-2-propenyl]thio]phenoxy]-.

[0040] The present invention also provides compounds of Formula (I) for use in treating or inhibiting the progression of a PPAR-delta mediated condition. In particular, the present invention provides compounds of Formula (I) as exemplified above for use in treating or inhibiting the progression of a PPAR-delta mediated condition.

[0041] Examples of preferred compounds for use in treating or inhibiting the progression of a PPAR-delta mediated condition include those described in Table 1 below.

Table 1

Compound Number	Structure
1	

EP 2 243 766 B1

(continued)

Compound Number	Structure
2	 <chem>CC1=CC=C(C=C1)SCC(C)=CCOC2=CC=C(C=C2)C(F)(F)F</chem>
3	 <chem>CC1=CC=C(C=C1)SCC(C)=CCOC2=CC=CC=C2</chem>
4	 <chem>CC1=CC=C(C=C1)SCC(C)=CCOC2=CC=C(C=C2)OC(=O)C</chem>
5	 <chem>CC1=CC=C(C=C1)SCC(C)=CCOC2=CC=C(C=C2)Cl</chem>
6	 <chem>CC1=CC=C(C=C1)SCC(C)=CCOC2=CC=C(C=C2)Cl</chem>
7	 <chem>CC1=CC=C(C=C1)SCC(C)=CCOC2=CC=C(C=C2)Cl</chem>
8	 <chem>CC1=CC=C(C=C1)SCC(C)=CCOC2=CC=C(C=C2)Cl</chem>
9	 <chem>CC1=CC=C(C=C1)SCC(C)=CCOC2=CC=C(C=C2)OC</chem>
10	 <chem>CC1=CC=C(C=C1)SCC(C)=CCOC2=CC=C(C=C2)N(C)C</chem>

EP 2 243 766 B1

(continued)

Compound Number	Structure
11	<chem>COc1ccc(SCC(=C)COc2ccc(C(F)(F)F)cc2)cc1Cl</chem>
12	<chem>COc1ccc(SCC(=C)COc2ccc(C(F)(F)F)cc2)cc1C(F)(F)F</chem>
13	<chem>COc1ccc(SCC(=C)COc2ccc(C(F)(F)F)cc2)cc1Cl</chem>
14	<chem>COc1ccc(SCC(=C)COc2ccc(C(F)(F)F)cc2)cc1OC</chem>
15	<chem>COc1ccc(SCC(C)=CCOc2ccc(C(F)(F)F)cc2)cc1C</chem>
16	<chem>COc1ccc(SCC(F)=CCOc2ccc(C(F)(F)F)cc2)cc1C</chem>
17	<chem>COc1ccc(SCC#CCOc2ccc(C(F)(F)F)cc2)cc1C</chem>
18	<chem>COc1ccc(SCC(C)=CCOc2ccc(C(F)(F)F)cc2)cc1C</chem>

EP 2 243 766 B1

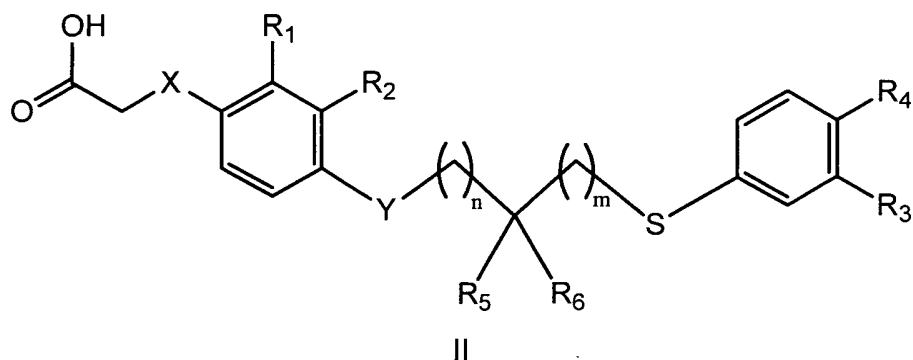
(continued)

Compound Number	Structure
5 10 19	
15 20	
20 25 21	
30 22	
35 23	
40 24	
45 50 25	
55 26	

(continued)

Compound Number	Structure
27	
28	
29	

[0042] The present invention also features compounds of Formula (II) for use in treating or inhibiting the progression of a PPAR-delta mediated condition:



wherein

X is selected from a covalent bond, S, and O;

Y is S or O;

R₁ and R₂ are independently selected from H, C₁₋₃ alkyl, C₁₋₃ alkoxy, halo, and NR_aR_b wherein R_a and R_b are independently H or C₁₋₃ alkyl;

R₃ and R₄ are independently selected from H, halo, cyano, C₁₋₅ alkyl, hydroxy, C₂₋₄ acyl, C₁₋₄ alkoxy, and NR_cR_d wherein R_c and R_d are independently H or C₁₋₃ alkyl, provided that R₃ and R₄ are not both H;

R₅ and R₆ are independently selected from halo, phenyl, C₁₋₉ alkyl, C₁₋₈ alkoxy, C₂₋₉ alkenyl, C₂₋₉ alkenyloxy, C₃₋₇ cycloalkyl, C₃₋₇ cycloalkoxy, C₃₋₇ cycloalkyl-C₁₋₇alkyl, C₃₋₇ cycloalkyl-C₁₋₇alkoxy, C₃₋₇ cycloalkyloxy-C₁₋₆alkyl, and C₃₋₇ cycloalkyloxy-C₁₋₇alkoxy, or

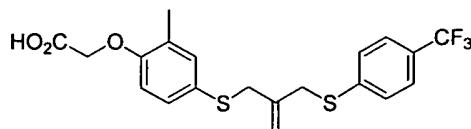
R₅ and R₆ together form C₁₋₉ alkylidenyl or C₃₋₉ alkenylidenyl; or R₅, R₆ and the carbon atom to which they are attached together form C₃₋₇ cycloalkyl or 5- or 6-membered heterocyclyl;

n is 0, 1 or 2; and

m is 0, 1 or 2;

5 or a pharmaceutically acceptable salt thereof.

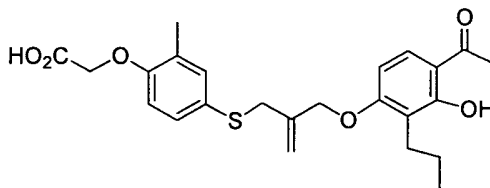
[0043] A particular example of such compounds is [2-methyl-4-[[2-[[[4-(trifluoromethyl)phenyl]thio]methyl]-2-propenyl]thio]phenoxy]-acetic acid,



¹H NMR (400 MHz, CDCl₃) δ 10.64 (brs, 1 H), 7.46 (d, *J* = 8.4 Hz, 2 H), 7.33 (d, *J* = 8.3 Hz, 2 H), 7.17 (s, 1 H), 7.12 (dd, *J* = 8.4, 1.5 Hz, 1 H), 6.59 (d, *J* = 8.4 Hz, 1 H), 4.98 (s, 1 H), 4.87 (s, 1 H), 4.60 (s, 2 H), 3.75 (s, 2 H), 3.58 (s, 2 H), 2.21 (s, 3 H); MS (ES) *m/z*: 451 (M+Na⁺); (PPARδ EC₅₀: 80, 45, 38 nM).

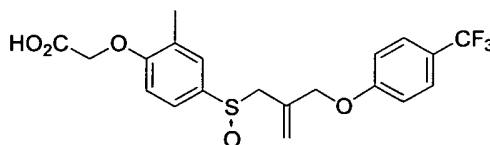
[0044] Where the compounds according to this invention have at least one chiral center, they may accordingly exist as enantiomers. Where the compounds possess two or more chiral centers, they may additionally exist as diastereomers. It is to be understood that all such isomers and mixtures thereof are encompassed within the scope of the present invention. Furthermore, some of the crystalline forms for the compounds may exist as polymorphs and as such are intended to be included in the present invention. In addition, some of the compounds may form solvates with water (i.e., hydrates) or common organic solvents, and such solvates are also intended to be encompassed within the scope of this invention.

[0045] The following are other compounds of interest:



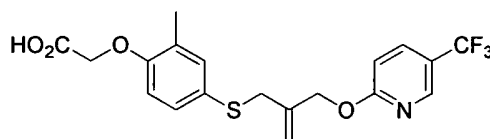
{4-[2-(4-acetyl-3-hydroxy-2-propyl-phenoxy)methyl]-allylsulfanyl]-2-methyl-phenoxy}-acetic acid

[0046] ¹H NMR (300 MHz, CDCl₃) δ 7.56 (d, *J* = 9.0 Hz, 1 H), 7.20 (s, 1 H), 7.17 (d, *J* = 8.4 Hz, 1 H), 6.61 (d, *J* = 8.4 Hz, 1 H), 6.42 (d, *J* = 9.0 Hz, 1 H), 5.15 (s, 1 H), 4.99 (s, 1 H), 4.67 (s, 2 H), 4.61 (s, 2 H), 3.57 (s, 2 H), 2.63 (t, *J* = 7.6 Hz, 2 H), 2.56 (s, 3 H), 2.21 (s, 3 H), 1.52 (m, 2 H), 0.92 (t, *J* = 7.4 Hz, 3 H); MS (ES) *m/z*: 467 (M+Na⁺); (PPARδ EC₅₀: 13, 18 nM);



[2-methyl-4-[[2-[[[4-(trifluoromethyl)phenoxy]methyl]-2-propenyl]sulfinyl]phenoxy]-acetic acid

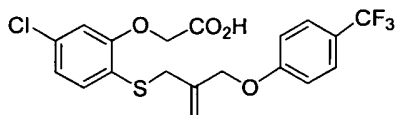
[0047] ¹H NMR (400 MHz, CDCl₃) δ 7.52 (m, 3 H), 7.35 (s, 1 H), 6.93 (d, *J* = 8.6 Hz, 2 H), 6.75 (d, *J* = 8.5 Hz, 1 H), 5.44 (s, 1 H), 5.20 (s, 1 H), 4.68 (s, 2 H), 4.52 (d, *J* = 12.7 Hz, 1 H), 4.42 (d, *J* = 12.7 Hz, 1 H), 3.77 (d, *J* = 12.9 Hz, 1 H), 3.64 (d, *J* = 12.9 Hz, 1 H), 2.28 (s, 3 H); MS (ES) *m/z*: 427 (M-H⁺); (PPARδ EC₅₀: >3000 nM);



EP 2 243 766 B1

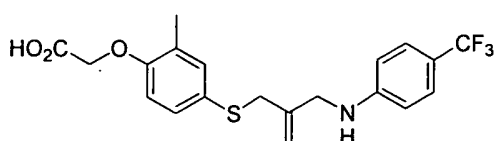
[2-methyl-4-[[2-[[[5-(trifluoromethyl)-2-pyridinyl]oxy]methyl]-2-propenyl]thio]phenoxy]-acetic acid

[0048] ¹H NMR (300 MHz, CD₃OD) δ 8.02 (s, 1 H), 7.67 (dd, *J* = 2.6, 9.6 Hz, 1 H), 7.18 (m, 2 H), 6.72 (d, *J* = 8.4 Hz, 1 H), 6.65 (d, *J* = 9.6 Hz, 1 H), 4.82 (s, 1 H), 4.78 (s, 2 H), 4.70 (s, 2 H), 4.66 (s, 1 H), 4.56 (s, 2 H), 3.48 (s, 2 H), 2.25 (s, 3 H); MS (ES) *m/z*: 414 (M+H⁺). Anal. Calcd for C₂₁H₂₂F₃NO₄S+ 0.4 H₂O: C, 54.26; H, 4.51; N, 3.33. Found: C, 54.12; H, 4.28; N, 3.56; (PPARδ EC₅₀: >3000 nM);



[5-chloro-2-[[2-[[4-(trifluoromethyl)phenoxy]methyl]-2-propenyl]thio]phenoxy]-acetic acid

[0049] ¹H NMR (300 MHz, CDCl₃) δ 9.78 (brs, 1 H), 7.27 (d, *J* = 8.4 Hz, 1 H), 6.95-6.91 (m, 3 H), 6.76 (d, *J* = 1.8 Hz, 1 H), 5.13 (s, 1 H), 5.03 (s, 1 H), 4.71 (s, 2 H), 4.63 (s, 2 H), 3.67 (s, 2 H); MS (ES) *m/z*: 455 (M+Na⁺). Anal. Calcd for C₁₉H₁₆ClF₃O₄S: C, 52.72; H, 3.73. Found: C, 52.53; H, 3.52; (PPARδ EC₅₀: >3000 nM); and



[2-methyl-4-[[2-[[[4-(trifluoromethyl)phenyl]amino]methyl]-2-propenyl]thio]phenoxy]-acetic acid

[0050] ¹H NMR (400 MHz, MeOH-*d*₄) δ 7.29 (d, *J* = 8.6 Hz, 2 H), 7.21 (s, 1 H), 7.19 (dd, *J* = 8.5, 2.0 Hz, 1 H), 6.72 (d, *J* = 8.3 Hz, 1 H), 6.60 (d, *J* = 8.6 Hz, 2 H), 4.94 (s, 1 H), 4.80 (s, 1 H), 4.61 (s, 2 H), 3.88 (s, 2 H), 3.49 (s, 2 H), 2.21 (s, 3 H); MS (ES) *m/z*: 412 (M+H⁺); (PPARδ EC₅₀: >500 nM).

[0051] The invention provides the disclosed compounds and closely related, pharmaceutically acceptable forms of the disclosed compounds, such as salts, esters, amides, hydrates or solvated forms thereof; masked or protected forms; and racemic mixtures, or enantiomerically or optically pure forms.

[0052] Pharmaceutically acceptable salts, esters, and amides include carboxylate salts (e.g., C₁₋₈ alkyl, cycloalkyl, aryl, heteroaryl, or non-aromatic heterocyclic) amino acid addition salts, esters, and amides which are within a reasonable benefit/risk ratio, pharmacologically effective and suitable for contact with the tissues of patients without undue toxicity, irritation, or allergic response. Representative salts include hydrobromide, hydrochloride, sulfate, bisulfate, nitrate, acetate, oxalate, valerate, oleate, palmitate, stearate, laurate, borate, benzoate, lactate, phosphate, tosylate, citrate, maleate, fumarate, succinate, tartrate, naphthylate, mesylate, glucoheptonate, lactobionate, and laurylsulfonate. These may include alkali metal and alkali earth cations such as sodium, potassium, calcium, and magnesium, as well as non-toxic ammonium, quaternary ammonium, and amine cations such as tetramethyl ammonium, methylamine, trimethylamine, and ethylamine. See example, S.M. Berge, et al., "Pharmaceutical Salts," J. Pharm. Sci., 1977, 66:1-19.

[0053] Representative pharmaceutically acceptable amides of the invention include those derived from ammonia, primary C₁₋₆ alkyl amines and secondary di(C₁₋₆ alkyl) amines. Secondary amines include 5- or 6-membered heterocyclic or heteroaromatic ring moieties containing at least one nitrogen atom and optionally between 1 and 2 additional heteroatoms. Preferred amides are derived from ammonia, C₁₋₃ alkyl, primary amines, and di(C₁₋₂ alkyl)amines. Representative pharmaceutically acceptable esters of the invention include C₁₋₇ alkyl, C₅₋₇ cycloalkyl, phenyl, and phenyl(C₁₋₆)alkyl esters. Preferred esters include methyl esters.

[0054] The invention also includes disclosed compounds having one or more functional groups (e.g., amino, or carboxyl) masked by a protecting group. Some of these masked or protected compounds are pharmaceutically acceptable; others will be useful as intermediates. Synthetic intermediates and processes disclosed herein, and minor modifications thereof, are also within the scope of the invention.

HYDROXYL PROTECTING GROUPS

[0055] Protection for the hydroxyl group includes methyl ethers, substituted methyl ethers, substituted ethyl ethers, substitute benzyl ethers, and silyl ethers.

Substituted Methyl Ethers

[0056] Examples of substituted methyl ethers include methoxymethyl, methylthiomethyl, *t*-butylthiomethyl, (phenyldimethylsilyl)methoxymethyl, benzyloxymethyl, *p*-methoxybenzyloxymethyl, (4-methoxyphenoxy)methyl, guaiacolmethyl,

EP 2 243 766 B1

t-butoxymethyl, 4-pentenoxymethyl, siloxymethyl, 2-methoxyethoxymethyl, 2,2,2-trichloroethoxymethyl, bis(2-chloroethoxy)methyl, 2-(trimethylsilyl)ethoxymethyl, tetrahydropyranyl, 3-bromotetrahydropyranyl, tetrahydrothiopyranyl, 1-methoxycyclohexyl, 4-methoxytetrahydropyranyl, 4-methoxytetrahydrothiopyranyl, 4-methoxytetrahydrothiopyranyl S,S-dioxido, 1-[(2-chloro-4-methyl)phenyl]-4-methoxypiperidin-4-yl, 1,4-dioxan-2-yl, tetrahydrofuranyl, tetrahydrothiofuranyl and 2,3,3a,4,5,6,7,7a-octahydro-7,8,8-trimethyl-4,7-methanobenzofuran-2-yl.

Substituted Ethyl Ethers

[0057] Examples of substituted ethyl ethers include 1-ethoxyethyl, 1-(2-chloroethoxy)ethyl, 1-methyl-1-methoxyethyl, 1-methyl-1-benzyloxyethyl, 1-methyl-1-benzyloxy-2-fluoroethyl, 2,2,2-trichloroethyl, 2-trimethylsilylethyl, 2-(phenylselenyl)ethyl, *t*-butyl, allyl, *p*-chlorophenyl, *p*-methoxyphenyl, 2,4-dinitrophenyl, and benzyl.

Substituted Benzyl Ethers

[0058] Examples of substituted benzyl ethers include *p*-methoxybenzyl, 3,4-dimethoxybenzyl, *o*-nitrobenzyl, *p*-nitrobenzyl, *p*-halobenzyl, 2,6-dichlorobenzyl, *p*-cyanobenzyl, *p*-phenylbenzyl, 2- and 4-picolyl, 3-methyl-2-picolyl N-oxido, diphenylmethyl, *p*, *p'*-dinitrobenzhydryl, 5-dibenzosuberyl, triphenylmethyl, α -naphthyldiphenylmethyl, *p*-methoxyphenyldiphenylmethyl, di(*p*-methoxyphenyl)phenylmethyl, tri(*p*-methoxyphenyl)methyl, 4-(4'-bromophenacyloxy)phenyldiphenylmethyl, 4,4',4''-tris(4,5-dichlorophthalimidophenyl)methyl, 4,4',4''-tris(levulinoyloxyphenyl)methyl, 4,4',4''-tris(benzoyloxyphenyl)methyl, 3-(imidazol-1-ylmethyl)bis(4',4''-dimethoxyphenyl)methyl, 1,1-bis(4-methoxyphenyl)-1'-pyrenylmethyl, 9-anthryl, 9-(9-phenyl)xanthenyl, 9-(9-phenyl-10-oxo)anthryl, 1,3-benzodithiolan-2-yl, and benzisothiazolyl S,S-dioxido.

Silyl Ethers

[0059] Examples of silyl ethers include trimethylsilyl, triethylsilyl, triisopropylsilyl, dimethylisopropylsilyl, diethylisopropylsilyl, dimethylthexylsilyl, *t*-butyldimethylsilyl, *t*-butyldiphenylsilyl, tribenzylsilyl, tri-*p*-xylylsilyl, triphenylsilyl, diphenylmethylsilyl, and *t*-butylmethoxyphenylsilyl.

Esters

[0060] In addition to ethers, a hydroxyl group may be protected as an ester. Examples of esters include formate, benzoylformate, acetate, chloroacetate, dichloroacetate, trichloroacetate, trifluoroacetate, methoxyacetate, triphenylmethoxyacetate, phenoxyacetate, *p*-chlorophenoxyacetate, *p*-P-phenylacetate, 3-phenylpropionate, 4-oxopentanoate(levulinate), 4,4-(ethylenedithio)pentanoate, pivaloate, adamantoate, crotonate, 4-methoxycrotonate, benzoate, *p*-phenylbenzoate, 2,4,6-trimethylbenzoate(mesitoate)

Carbonates

[0061] Examples of carbonates include methyl, 9-fluorenylmethyl, ethyl, 2,2,2-trichloroethyl, 2-(trimethylsilyl)ethyl, 2-(phenylsulfonyl)ethyl, 2-(triphenylphosphonio)ethyl, isobutyl, vinyl, allyl, *p*-nitrophenyl, benzyl, *p*-methoxybenzyl, 3,4-dimethoxybenzyl, *o*-nitrobenzyl, *p*-nitrobenzyl, S-benzyl thiocarbonate, 4-ethoxy-1-naphthyl, and methyl dithiocarbonate.

Assisted Cleavage

[0062] Examples of assisted cleavage include 2-iodobenzoate, 4-azidobutyrate, 4-nitro-4-methylpentanoate, *o*-(dibromomethyl)benzoate, 2-formylbenzenesulfonate, 2-(methylthiomethoxy)ethyl carbonate, 4-(methylthiomethoxy)butyrate, and 2-(methylthiomethoxymethyl)benzoate.

Miscellaneous Esters

[0063] Examples of miscellaneous esters include 2,6-dichloro-4-methylphenoxyacetate, 2,6-dichloro-4-(1,1,3,3-tetramethylbutyl)phenoxyacetate, 2,4-bis(1,1-dimethylpropyl)phenoxyacetate, chlorodiphenylacetate, isobutyrate, monosuccinoate, (E)-2-methyl-2-butenolate(tigloate), *o*-(methoxycarbonyl)benzoate, *p*-P-benzoate, α -naphthoate, nitrate, alkyl N,N,N',N'-tetramethylphosphorodiamidate, N-phenylcarbamate, borate, dimethylphosphinothioyl, and 2,4-dinitrophenylsulfenate

Sulfonates

[0064] Examples of sulfonates include sulfate, methanesulfonate(mesyate), benzylsulfonate, and tosylate.

5 AMINO PROTECTING GROUPS

[0065] Protection for the amino group includes carbamates, amides, and special -NH protective groups.

[0066] Examples of carbamates include methyl and ethyl carbamates, substituted ethyl carbamates, assisted cleavage carbamates, photolytic cleavage carbamates, urea-type derivatives, and miscellaneous carbamates.

10

Carbamates

[0067] Examples of methyl and ethyl carbamates include methyl and ethyl, 9-fluorenylmethyl, 9-(2-sulfo)fluorenylmethyl, 9-(2,7-dibromo)fluorenylmethyl, 2,7-di-*t*-butyl-[9-(10,10-dioxo-10,10,10,10-tetrahydrothioxanthy)]methyl, and 4-methoxyphenacyl.

15

Substituted Ethyl

[0068] Examples of substituted ethyl carbamates include 2,2,2-trichloroethyl, 2-trimethylsilylethyl, 2-phenylethyl, 1-(1-adamantyl)-1-methylethyl, 1,1-dimethyl-2-haloethyl, 1,1-dimethyl-2,2-dibromoethyl, 1,1-dimethyl-2,2,2-trichloroethyl, 1-methyl-1-(4-biphenyl)ethyl, 1-(3,5-di-*t*-butylphenyl)-1-methylethyl, 2-(2'- and 4'-pyridyl)ethyl, 2-(N,N-dicyclohexylcarboxamido)ethyl, *t*-butyl, 1-adamantyl, vinyl, allyl, 1-isopropylallyl, cinnamyl, 4-nitrocinnamyl, 8-quinolyl, N-hydroxypiperidinyl, alkylidithio, benzyl, *p*-methoxybenzyl, *p*-nitrobenzyl, *p*-bromobenzyl, *p*-chlorobenzyl, 2,4-dichlorobenzyl, 4-methylsulfanylbenzyl, 9-anthrylmethyl and diphenylmethyl.

20

25

Assisted Cleavage

[0069] Examples of assisted cleavage include 2-methylthioethyl, 2-methylsulfonylethyl, 2-(*p*-toluenesulfonyl)ethyl, [2-(1,3-dithianyl)]methyl, 4-methylthiophenyl, 2,4-dimethylthiophenyl, 2-phosphonioethyl, 2-triphenylphosphonioisopropyl, 1,1-dimethyl-2-cyanoethyl, *m*-chloro-*p*-acyloxybenzyl, *p*-(dihydroxyboryl)benzyl, 5-benzisoxazolylmethyl, and 2-(trifluoromethyl)-6-chromonylmethyl.

30

Photolytic Cleavage

[0070] Examples of photolytic cleavage include *m*-nitrophenyl, 3,5-dimethoxybenzyl, *o*-nitrobenzyl, 3,4-dimethoxy-6-nitrobenzyl, and phenyl(*o*-nitrophenyl)methyl.

35

Urea-Type Derivatives

[0071] Examples of urea-type derivatives include phenothiazinyl-(10)-carbonyl derivative, N'-*p*-toluenesulfonylamino-carbonyl, and N'-phenylaminothiocarbonyl.

40

Miscellaneous Carbamates

[0072] Examples of miscellaneous carbamates include *t*-amyl, S-benzyl thiocarbamate, *p*-cyanobenzyl, cyclobutyl, cyclohexyl, cyclopentyl, cyclopropylmethyl, *p*-decyloxybenzyl, diisopropylmethyl, 2,2-dimethoxycarbonylvinyl, *o*-(N,N-dimethylcarboxamido)benzyl, 1,1-dimethyl-3-(N,N-dimethylcarboxamido)propyl, 1,1-dimethylpropynyl, di(2-pyridyl)methyl, 2-furanylmethyl, 2-iodoethyl, isobornyl, isobutyl, isonicotinyl, *p*-(*p*'-methoxyphenylazo)benzyl, 1-methylcyclobutyl, 1-methylcyclohexyl, 1-methyl-1-cyclopropylmethyl, 1-methyl-1-(3,5-dimethoxyphenyl)ethyl, 1-methyl-1-(*p*-phenylazo-phenyl)ethyl, 1-methyl-1-phenylethyl, 1-methyl-1-(4-pyridyl)ethyl, phenyl, *p*-(phenylazo)benzyl, 2,4,6-tri-*t*-butylphenyl, 4-(trimethylammonium)benzyl, and 2,4,6-trimethylbenzyl.

45

50

Examples of amides include:

55 Amides

[0073] N-formyl, N-acetyl, N-chloroacetyl, N-trichloroacetyl, N-trifluoroacetyl, N-phenylacetyl, N-3-phenylpropionyl, N-picolinoyl, N-3-pyridylcarboxamide, N-benzoylphenylalanyl derivative, N-benzoyl, N-*p*-phenylbenzoyl.

Assisted Cleavage

5 **[0074]** N-*o*-nitrophenylacetyl, N-*o*-nitrophenoxyacetyl, N-acetoacetyl, (N'-dithiobenzoyloxycarbonylamino)acetyl, N-3-(*p*-hydroxyphenyl)propionyl, N-3-(*o*-nitrophenyl)propionyl, N-2-methyl-2-(*o*-nitrophenoxy)propionyl, N-2-methyl-2-(*o*-phenylazophenoxy)propionyl, N-4-chlorobutyryl, N-3-methyl-3-nitrobutyryl, N-*o*-nitrocinnamoyl, N-acetylmethionine derivative, N-*o*-nitrobenzoyl, N-*o*-(benzoyloxymethyl)benzoyl, and 4,5-diphenyl-3-oxazolin-2-one.

Cyclic Imide Derivatives

10 **[0075]** N-phthalimide, N-dithiasuccinoyl, N-2,3-diphenylmaleoyl, N-2,5-dimethylpyrrolyl, N-1,1,4,4-tetramethyldisilylazacyclopentane adduct, 5-substituted 1,3-dimethyl-1,3,5-triazacyclohexan-2-one, 5-substituted 1,3-dibenzyl-1,3,5-triazacyclohexan-2-one, and 1-substituted 3,5-dinitro-4-pyridonyl.

SPECIAL - NH PROTECTIVE GROUPS

15 Examples of special NH protective groups include

N-Alkyl and N-Aryl Amines

20 **[0076]** N-methyl, N-allyl, N-[2-(trimethylsilyl)ethoxy]methyl, N-3-acetoxypropyl, N-(1-isopropyl-4-nitro-2-oxo-3-pyrrolin-3-yl), quaternary ammonium salts, N-benzyl, N-di(4-methoxyphenyl)methyl, N-5-dibenzosuberyl, N-triphenylmethyl, N-(4-methoxyphenyl)diphenylmethyl, N-9-phenylfluorenyl, N-2,7-dichloro-9-fluorenylmethylene, N-ferrocenylmethyl, and N-2-picolyamine N'-oxide.

Imine Derivatives

25 **[0077]** N-1,1-dimethylthiomethylene, N-benzylidene, N-*p*-methoxybenzylidene, N-diphenylmethylene, N-[(2-pyridyl)mesityl]methylene, and N-(N',N'-dimethylaminomethylene).

PROTECTION FOR THE CARBOXYL GROUPEsters

35 **[0078]** Examples of esters include formate, benzoylformate, acetate, trichloroacetate, trifluoroacetate, methoxyacetate, phenoxyacetate, *p*-chlorophenoxyacetate, benzoate.

Substituted Methyl Esters

40 **[0079]** Examples of substituted methyl esters include 9-fluorenylmethyl, methoxymethyl, methylthiomethyl, tetrahydropyranyl, tetrahydrofuranyl, methoxyethoxymethyl, 2-(trimethylsilyl)ethoxymethyl, benzyloxymethyl, phenacyl, *p*-bromophenacyl, α -methylphenacyl, *p*-methoxyphenacyl, carboxamidomethyl, and N-phthalimidomethyl.

2-Substituted Ethyl Esters

45 **[0080]** Examples of 2-substituted ethyl esters include 2,2,2-trichloroethyl, 2-haloethyl, ω -chloroalkyl, 2-(trimethylsilyl)ethyl, 2-methylthioethyl, 1,3-dithianyl-2-methyl, 2-(*p*-nitrophenylsulfenyl)ethyl, 2-(*p*-toluenesulfonyl)ethyl, 2-(2'-pyridyl)ethyl, 2-(diphenylphosphino)ethyl, 1-methyl-1-phenylethyl, *t*-butyl, cyclopentyl, cyclohexyl, allyl, 3-buten-1-yl, 4-(trimethylsilyl)-2-buten-1-yl, cinnamyl, α -methylcinnamyl, phenyl, *p*-(methylmercapto)phenyl and benzyl.

Substituted Benzyl Esters

50 **[0081]** Examples of substituted benzyl esters include triphenylmethyl, diphenylmethyl, bis(*o*-nitrophenyl)methyl, 9-anthrylmethyl, 2-(9,10-dioxo)anthrylmethyl, 5-dibenzosuberyl, 1-pyrenylmethyl, 2-(trifluoromethyl)-6-chromylmethyl, 2,4,6-trimethylbenzyl, *p*-bromobenzyl, *o*-nitrobenzyl, *p*-nitrobenzyl, *p*-methoxybenzyl, 2,6-dimethoxybenzyl, 4-(methylsulfinyl)benzyl, 4-sulfobenzyl, piperonyl, 4-picoly and *p*-P-benzyl.

55

Silyl Esters

5 [0082] Examples of silyl esters include trimethylsilyl, triethylsilyl, *t*-butyldimethylsilyl, *i*-propyldimethylsilyl, phenyldimethylsilyl and di-*t*-butylmethylsilyl.

Activated Esters

[0083] Examples of activated esters include thiols.

Miscellaneous Derivatives

10 [0084] Examples of miscellaneous derivatives include oxazoles, 2-alkyl-1,3-oxazolines, 4-alkyl-5-oxo-1,3-oxazolidines, 5-alkyl-4-oxo-1,3-dioxolanes, ortho esters, phenyl group and pentaaminocobalt(III) complex.

Stannyl Esters

15 [0085] Examples of stannyl esters include triethylstannyl and tri-*n*-butylstannyl.

C. Synthesis

20 [0086] The invention provides methods of making the disclosed compounds according to traditional organic synthetic methods as well as matrix or combinatorial synthetic methods. Schemes A through G describe suggested synthetic routes. Using these Schemes, the guidelines below, and the examples of compounds 1-28, a person of skill in the art may develop analogous or similar methods for a given compound that are within the invention. These methods are representative of the preferred synthetic schemes, but are not to be construed as limiting the scope of the invention.

25 [0087] One skilled in the art will recognize that synthesis of the compounds of the present invention may be effected by purchasing an intermediate or protected intermediate compounds described in any of the schemes disclosed herein. One skilled in the art will further recognize that during any of the processes for preparation of the compounds in the present invention, it may be necessary and/or desirable to protect sensitive or reactive groups on any of the molecules concerned. This may be achieved by means of conventional protecting groups, such as those described in "Protective Groups in Organic Synthesis", John Wiley & Sons, 1991. These protecting groups may be removed at a convenient stage using methods known from the art.

30 [0088] Where the processes for the preparation of the compounds according to the invention give rise to mixture of stereoisomers, these isomers may be separated by conventional techniques such as preparative chromatography. The compounds may be prepared in racemic form, or individual enantiomers may be prepared either by enantiospecific synthesis or by resolution. The compounds may, for example, be resolved into their components enantiomers by standard techniques, such as the formation of diastereomeric pairs by salt formation. The compounds may also be resolved by formation of diastereomeric esters or amides, followed by chromatographic separation and removal of the chiral auxiliary. Alternatively, the compounds may be resolved using a chiral HPLC column.

35 [0089] Examples of the described synthetic routes include Examples 1 through 7. Compounds analogous to the target compounds of these examples can be made according to similar routes. The disclosed compounds are useful in basic research and as pharmaceutical agents as described in the next section.

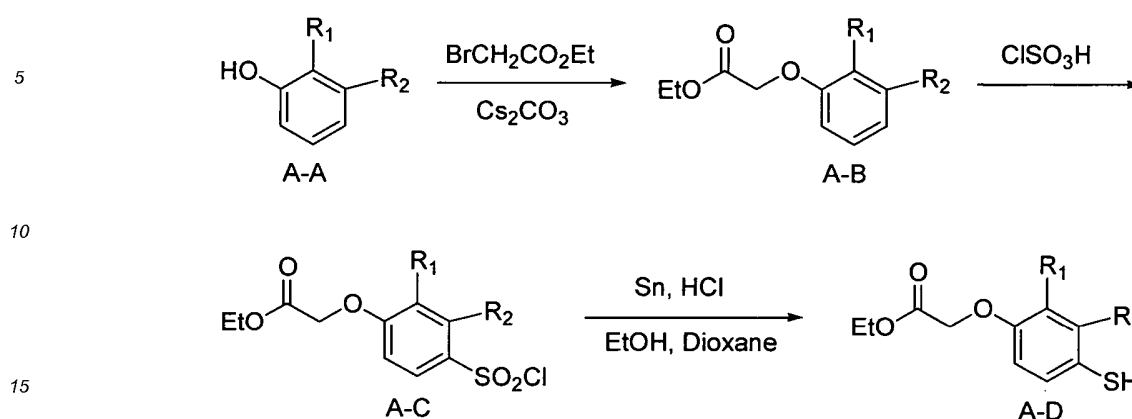
General Guidance

45 [0090] A preferred synthesis of Formula (I) is demonstrated in Schemes A through G.

50

55

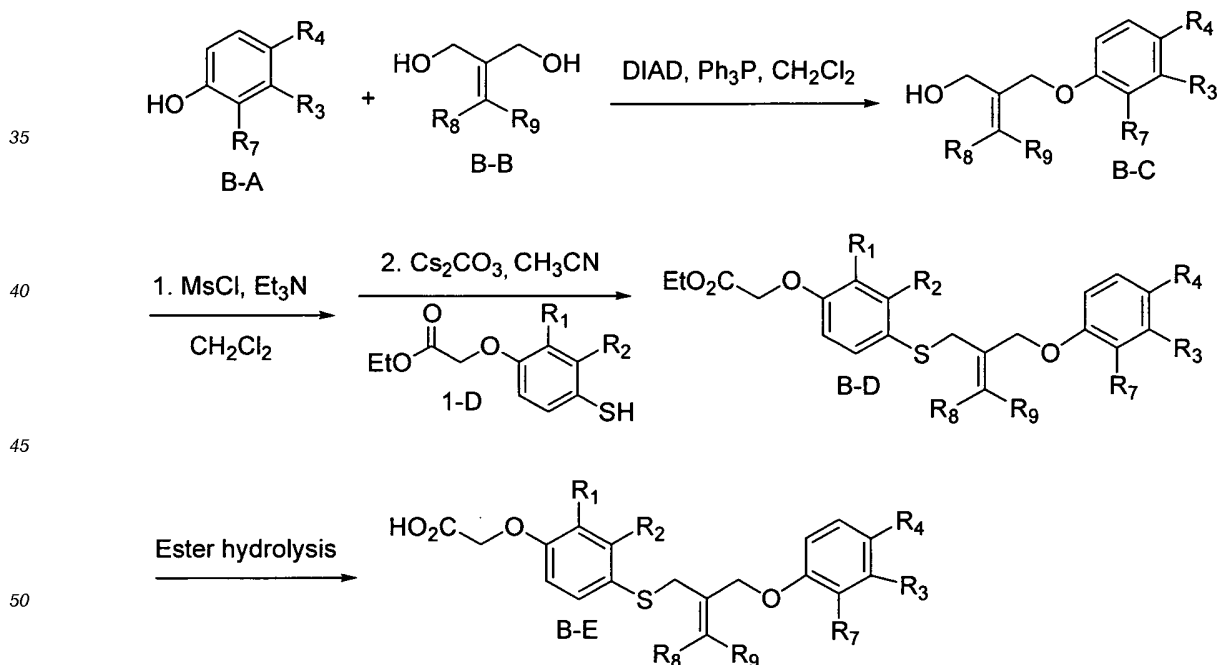
Scheme A. Synthesis of A-D



[0091] In accordance with Scheme A, phenol A-A, a variety of which are commercially available (such as 3-methylphenol, 2-ethylphenol, 2-propylphenol, 2,3-dimethylphenol, 2-chlorophenol, 2,3-dichlorophenol, 2-bromophenol, and 2-aminophenol), is alkylated to form phenoxyacetic acid ethyl ester A-B with a suitable haloacetic acid ester such as bromoacetic acid ethyl ester, in the presence of an appropriate base such as Cs_2CO_3 , K_2CO_3 , or NaH , in a suitable solvent such as CH_3CN or THF. Sulfonation of the phenoxyacetic acid ethyl ester A-B with an appropriate sulfonating agent, such as chlorosulfonic acid, occurs selectively at the para position to provide 4-chlorosulfonylphenoxyacetic acid ethyl ester A-C. Transformation of the sulfonylchloride A-C to benzenethiol A-D is accomplished using a metal as a reducing agent, such as tin or zinc, in an acidic medium such as ethanol or dioxane.

[0092] In Schemes B, D, and E, R_8 and R_9 can be selected from, for example, H, C_{1-8} alkyl, C_{2-8} alkenyl, phenyl, halo, and cyano.

Scheme B

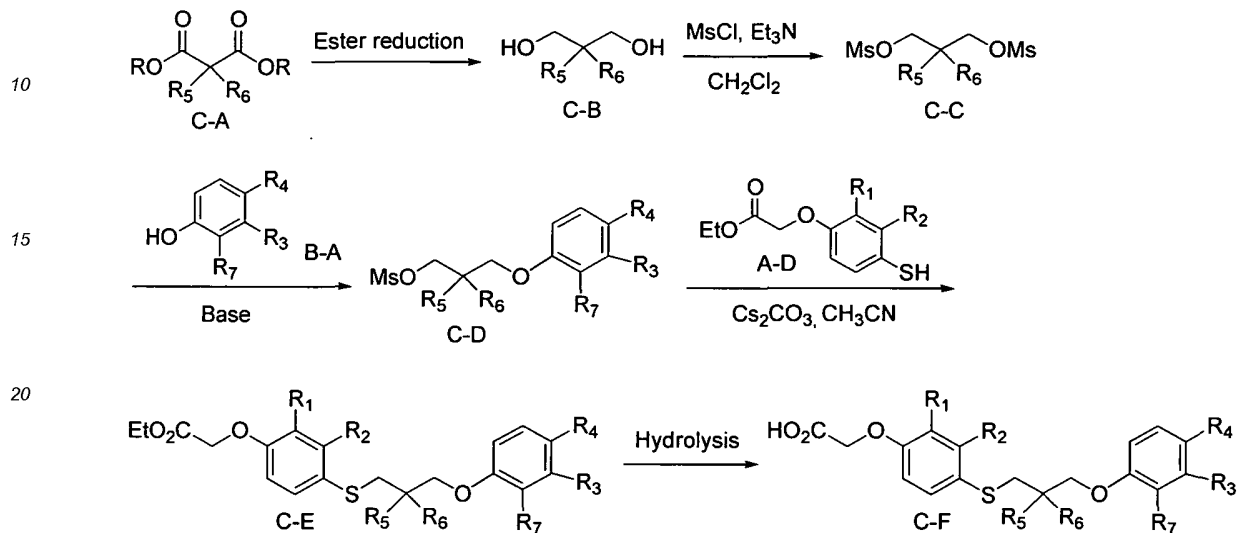


[0093] In Scheme B, Mitsunobu reaction of 1,3-diol B-B with phenol B-A provides alcohol B-C by employing a triarylphosphine such as triphenylphosphine, and an azodicarbonyl reagent such as diisopropyl azodicarboxylate, in a suitable solvent such as THF. Phenoxyacetic acid ethyl ester B-D is obtained in two steps: (1) conversion of the alcohol B-C to mesylate under standard conditions by employing methanesulfonyl chloride and triethylamine in an appropriate solvent such as CH_2Cl_2 , and (2) alkylation of benzenethiol B-D, prepared according to Scheme A above, with the mesylate

intermediate using a suitable base such as Cs_2CO_3 , K_2CO_3 , or NaH , in an appropriate solvent such as CH_3CN or THF, under nitrogen. Under standard saponification conditions phenoxyacetic acid ethyl ester B-D is converted to acid B-E under nitrogen. The preferred hydrolysis conditions include using NaOH as a base in an aqueous alcoholic solvent system such as water-methanol, or using LiOH as a base in a milder water-THF system.

5

Scheme C



10

15

20

25

30

35

40

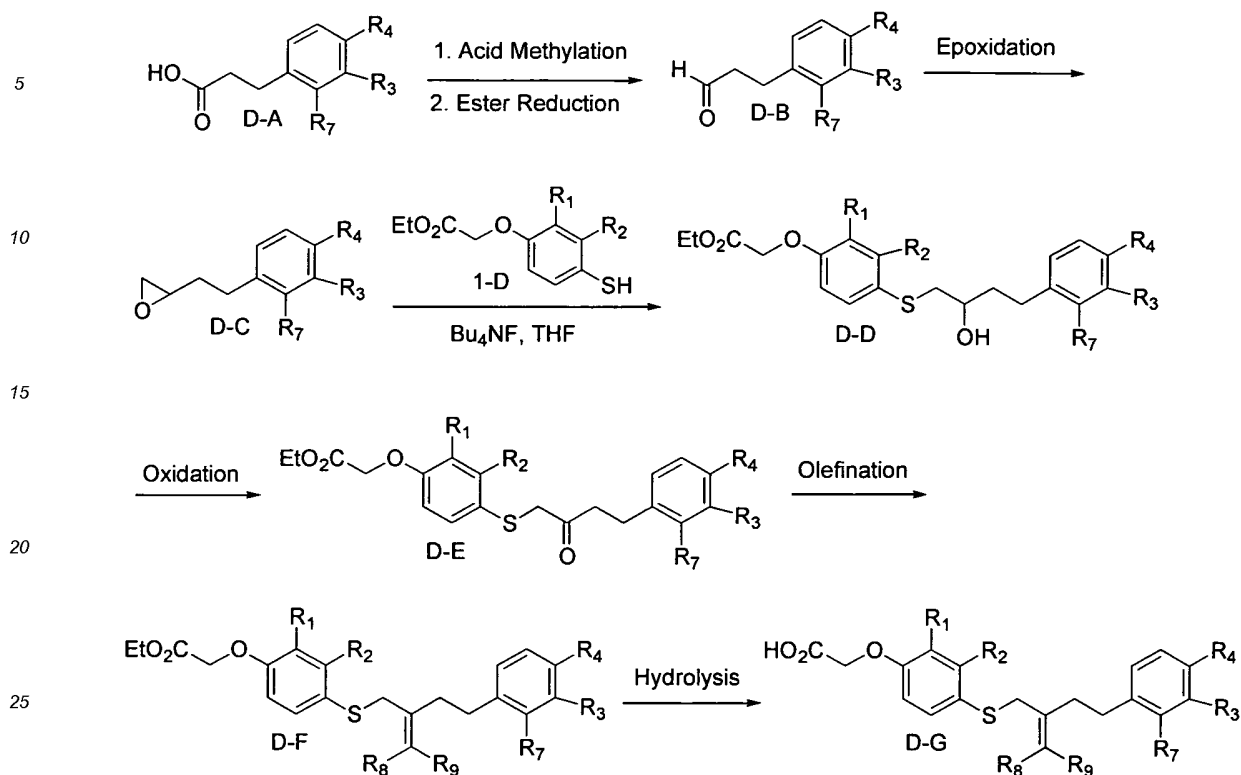
45

50

55

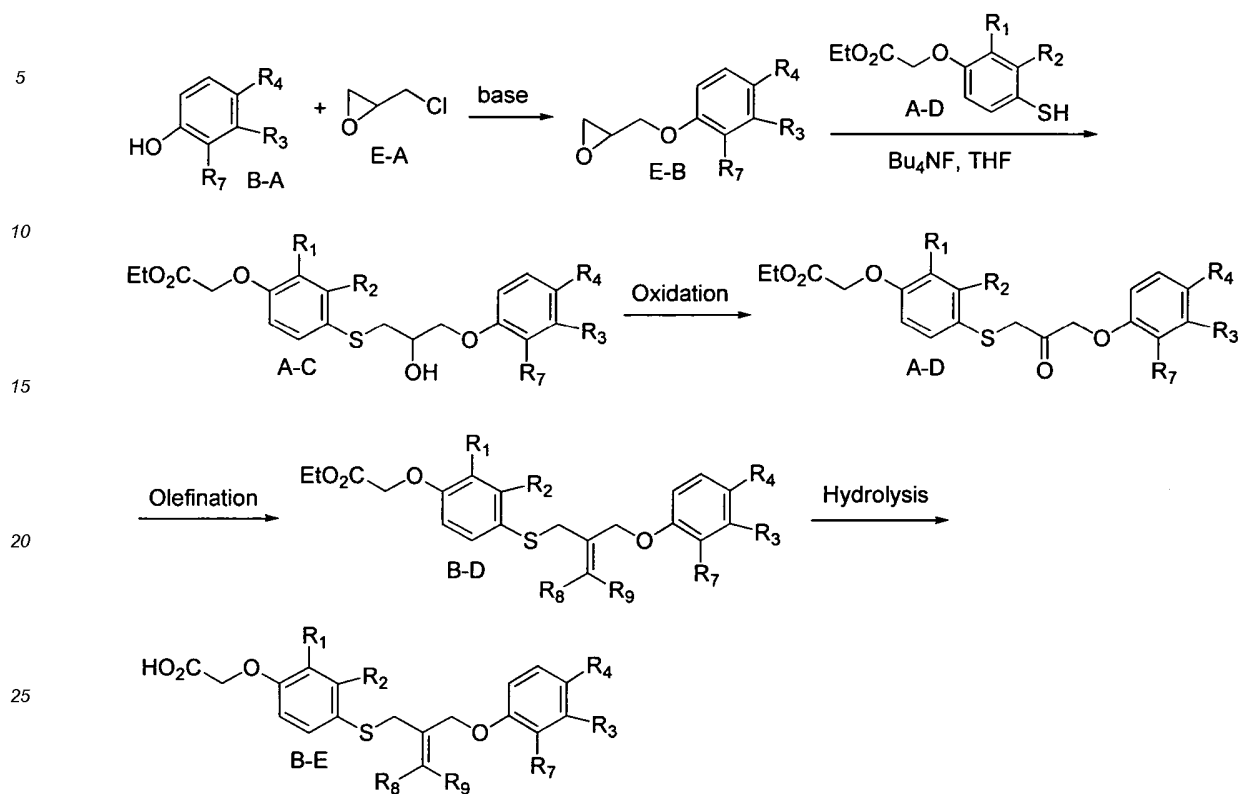
[0094] In Scheme C, R_5 and R_6 substituted malonate C-A is reduced to propane-1,3-diol C-B by using a suitable reducing agent such as lithium aluminum hydride or diisobutylaluminum hydride. After propane-1,3-diol C-B is converted to dimesylate C-C by using methanesulfonyl chloride and triethylamine in an appropriate solvent such as CH_2Cl_2 , C-C reacts with phenol B-A in the presence of a suitable base such as Cs_2CO_3 , K_2CO_3 , or NaH in an appropriate solvent such as CH_3CN or THF to produce mesylate C-D. Phenoxyacetic acid ethyl ester C-E is obtained by alkylation of benzenethiol A-D, prepared according to Scheme A above, with the mesylate C-D using a suitable base such as Cs_2CO_3 , K_2CO_3 , or NaH in an appropriate solvent such as CH_3CN or THF under nitrogen. Under standard saponification conditions phenoxyacetic acid ethyl ester C-E is converted to acid C-F under nitrogen. The preferred hydrolysis conditions include using NaOH as a base in an aqueous alcoholic solvent system such as water-methanol, or using LiOH as a base in a milder water-THF system.

Scheme D



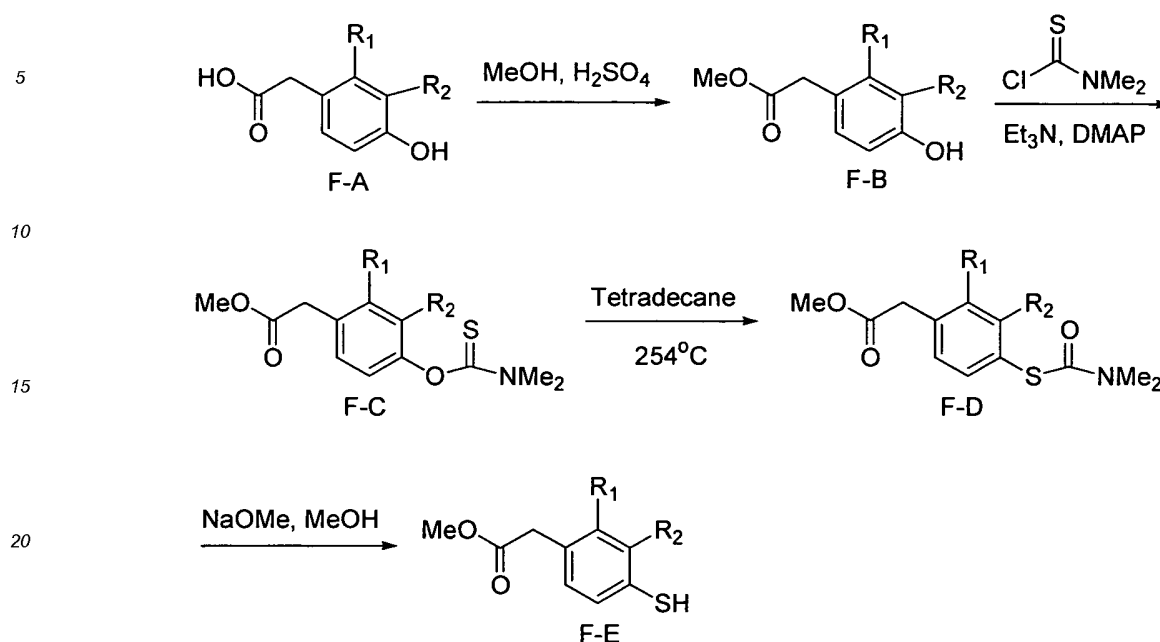
[0095] In accordance with Scheme D, aldehyde D-B could be prepared in two steps by methylation of acid D-A using (trimethylsilyl)diazomethane as a methylating agent followed by reduction of the methyl ester intermediate with a suitable reducing agent such as diisobutylaluminum hydride. Aldehyde D-B is transformed to epoxide D-C by reacting with dimethylsulfonium methylide, which is generated in-situ from treatment of trimethylsulfonium iodide with a strong base such as DMSO anion. Epoxide ring opening of D-C with benzenethiol A-D in the presence of a catalytic amount of tetrabutylammonium fluoride furnishes alcohol D-D, which is oxidized to ketone D-E under mild oxidation conditions by using acetic anhydride and dimethyl sulfoxide. Several types of olefination of ketone D-E may be carried out to provide alkene D-F. For example, Wittig reaction and olefination of D-E with Tebbe reagent will all give D-F. Finally, saponification of ethyl ester D-F under standard conditions gives acid D-G.

Scheme E



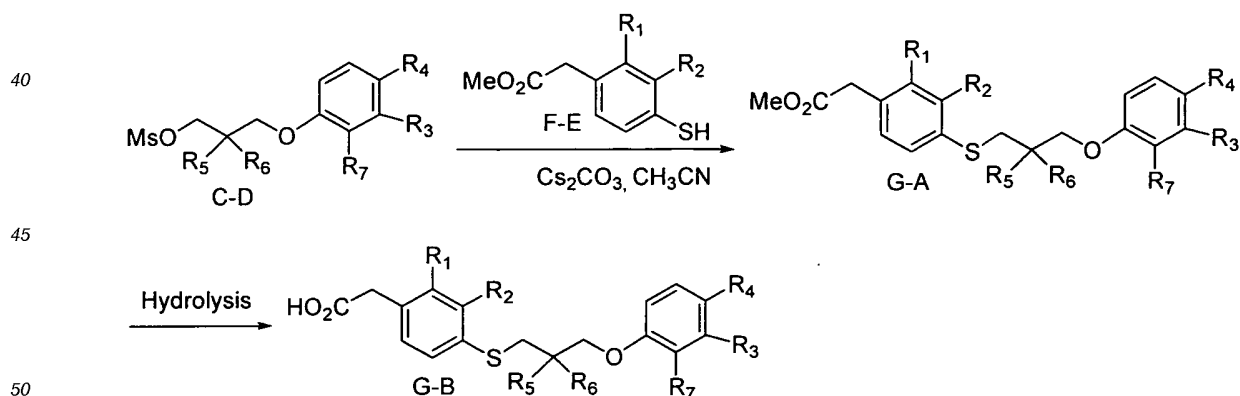
[0096] Scheme E shows another route to prepare acid E-E as demonstrated in Scheme B. In Scheme E, epoxide E-B is obtained by treatment of phenol B-A with an appropriate base such as cesium carbonate followed by alkylation with 2-chloromethyl-oxirane E-A. Epoxide ring opening of E-B with benzenethiol A-D, prepared in Scheme A above, in the presence of a catalytic amount of tetrabutylammonium fluoride furnishes alcohol E-C, which is oxidized to ketone E-D under mild oxidation conditions by using acetic anhydride and dimethyl sulfoxide. Several types of olefination of ketone E-D may be carried out to provide alkene B-D. For example, Wittig reaction and olefination of E-D with Tebbe reagent will all give B-D. Finally, saponification of ethyl ester B-D under standard conditions gives acid B-E.

Scheme F. Synthesis of F-E



[0097] In accordance with Scheme F, (4-hydroxyphenyl) acetic acid F-A, a variety of which are commercially available (such as 3-bromo-4-hydroxyphenyl acetic acid, 3-chloro-4-hydroxyphenyl acetic acid, 3-fluoro-4-hydroxyphenyl acetic acid, 4-hydroxy-3-methoxyphenyl acetic acid, and 4-hydroxy-3-nitrophenyl acetic acid), is methylated to form (4-hydroxyphenyl) acetic acid methyl ester F-B in methanol in the presence of a catalytic amount of a suitable acid such as sulfuric acid or hydrochloric acid. The phenol F-B is converted to (4-dimethylthiocarbamoyloxyphenyl) acetic acid methyl ester F-C by reacting with dimethylthiocarbamoyl chloride in the presence of some appropriate bases such as triethylamine and 4-(dimethylamino)pyridine. At high temperature, in the preferred range of 250 to 300°C, F-C is rearranged to (4-dimethylcarbamoylsulfanylphenyl) acetic acid methyl ester F-D in a high boiling point solvent such as tetradecane. By treatment with a suitable base such as sodium methoxide F-D is transformed to (4-mercaptophenyl) acetic acid methyl ester F-E.

Scheme G



[0098] In Scheme G, acetic acid methyl ester G-A is obtained by alkylation of benzenethiol F-E, prepared according to Scheme F above, with mesylate C-D using a suitable base such as Cs_2CO_3 , K_2CO_3 , or NaH in an appropriate solvent such as CH_3CN or THF under nitrogen. Under standard saponification conditions methyl ester G-A is hydrolysed to acid G-B.

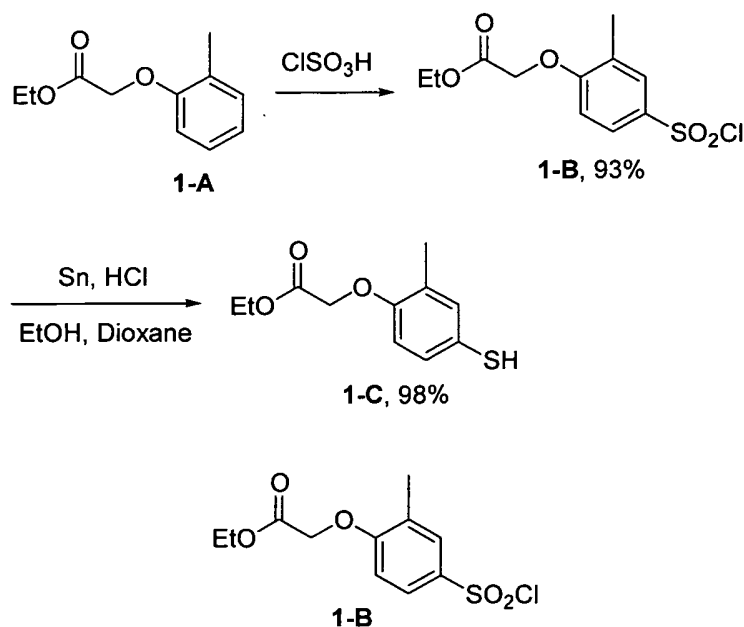
55

Examples

Example I

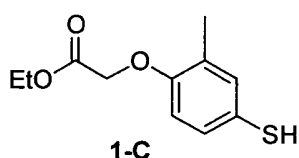
5 [0099]

Scheme 1



(4-Chlorosulfonyl-2-methyl-phenoxy)-acetic acid ethyl ester

[0100] To a flask containing chlorosulfonic acid (15.0 mL, 226 mmol) at 4°C was added ethyl (2-methylphenoxy)acetate **1-A** (10.0 g, 51.6 mmol) slowly. The mixture was stirred at 4°C for 30 min and room temperature for 2 h, and then poured into ice water. The precipitated white solid was filtered, washed with water, and dried under vacuum overnight to provide 14.0 g (93%) of **1-B** as a white solid; ¹H NMR (300 MHz, CDCl₃) δ 7.87-7.84 (m, 2 H), 6.80 (d, *J* = 9.5 Hz, 1 H), 4.76 (s, 2 H), 4.29 (q, *J* = 7.1 Hz, 2 H), 2.37 (s, 3 H), 1.31 (t, *J* = 7.1 Hz, 3 H); MS (ES) *m/z*: 315 (M+Na⁺).

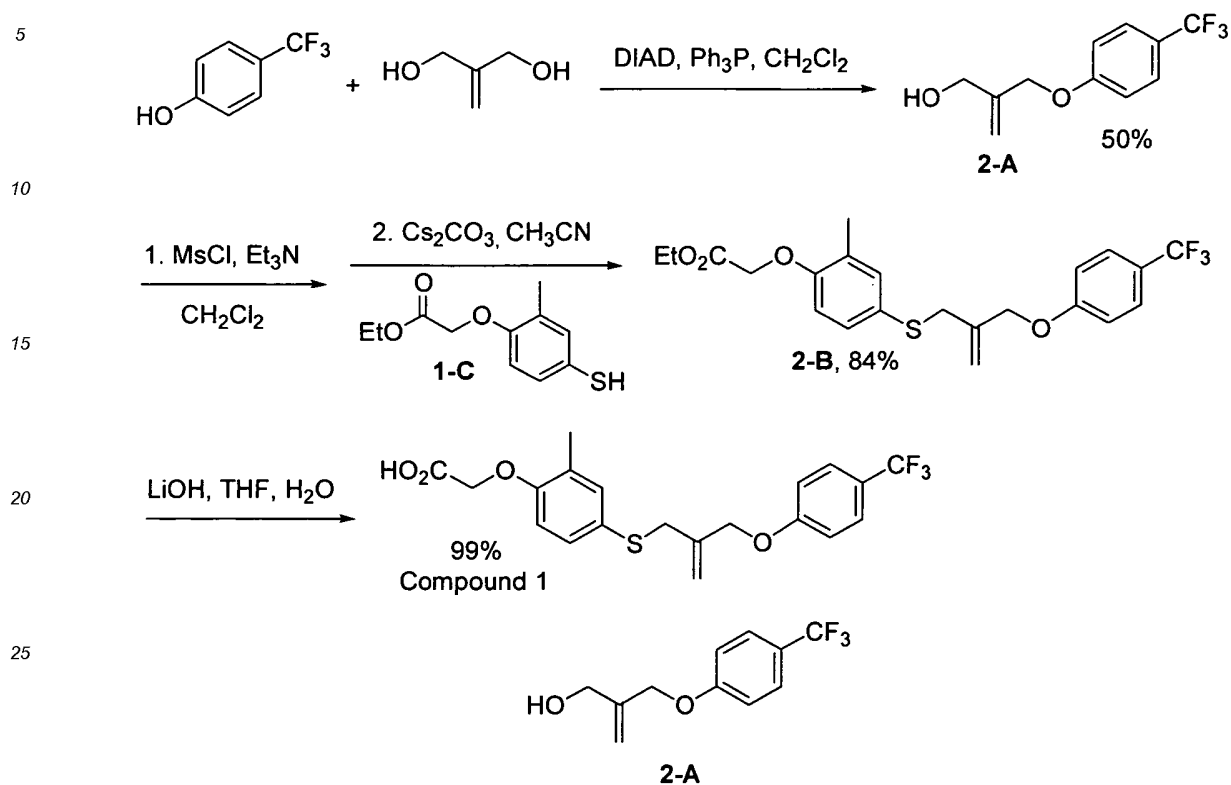


(4-Mercapto-2-methyl-phenoxy)-acetic acid ethyl ester

[0101] To a solution of **1-B** (4.70 g, 16.1 mmol) in EtOH (20 mL) was added a solution of 4.0 M HCl in dioxane (20 mL) followed by 100 mesh tin powder (9.80 g, 82.6 mmol) portionwise. The mixture was refluxed for 2 h, poured into CH₂Cl₂/ice (100 mL), and filtered. The filtrate was separated, and the aqueous layer was extracted with CH₂Cl₂. The combined organic phases were washed with water, dried, and concentrated to give 3.56 g (98%) of **1-C** as a yellow oil; ¹H NMR (300 MHz, CDCl₃) δ 7.14-7.03 (m, 2 H), 6.59 (d, *J* = 8.4 Hz, 1 H), 4.60 (s, 2 H), 4.25 (q, *J* = 7.1 Hz, 2 H), 2.24 (s, 3 H), 1.29 (t, *J* = 7.1 Hz, 3 H).

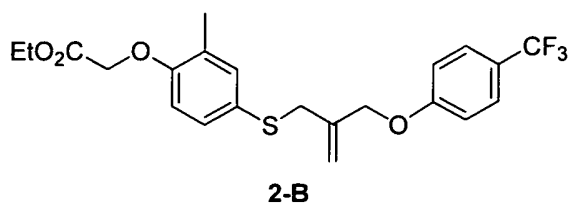
55

Scheme 2



2-(4-(Trifluoromethyl-phenoxy)methyl)-prop-2-en-1-ol

[0102] To a mixture of 4-(trifluoromethyl)phenol (49.0 g, 302 mmol), 2-methylene-1,3-propanediol (40.0 g, 454 mmol), and diisopropyl azodicarboxylate (67.4 g, 333 mmol) in CH_2Cl_2 (400 mL) at 0°C was charged with a solution of triphenylphosphine (87.2 g, 333 mmol) in CH_2Cl_2 (400 mL) dropwise. After the mixture was stirred at 0°C and then allowed to warm up to room temperature overnight, CH_2Cl_2 was evaporated under reduced pressure. To the residue was added Et_2O and hexane, and the mixture was cooled to 0°C . The precipitated solid was filtered, and the filtrate was concentrated and column chromatographed ($\text{EtOAc}/\text{hexane}$: 1/4) to give 35.2 g (50%) of **2-A**; $^1\text{H NMR}$ (300 MHz, CDCl_3) δ 7.55 (d, $J = 8.6$ Hz, 2 H), 6.99 (d, $J = 8.6$ Hz, 2 H), 5.33 (d, $J = 0.9$ Hz, 1 H), 5.29 (d, $J = 0.9$ Hz, 1 H), 4.65 (s, 2 H), 4.27 (d, $J = 6.0$ Hz, 2 H).



{2-Methyl-4-[2-(4-(trifluoromethyl-phenoxy)methyl)-allylsulfanyl]-phenoxy}-acetic acid ethyl ester

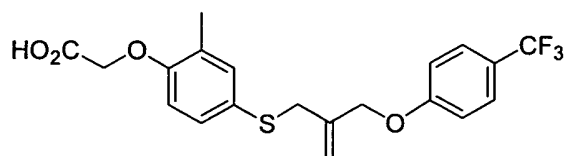
General procedure 1 for the formation of thioether:

[0103] To a solution of **2-A** (18.1 g, 78.2 mmol) in CH_2Cl_2 (400 mL) at 0°C were added Et_3N (23.0 mL, 165 mmol) and methanesulfonyl chloride (13.4 g, 117 mmol). The mixture was stirred at 0°C for 1 h and room temperature overnight and diluted with saturated NaHCO_3 (100 mL). The organic layer was separated and the aqueous layer was extracted with CH_2Cl_2 (x 3). The combined organic phases were dried and concentrated to provide 24.2 g of the crude product.

[0104] A mixture of the above crude product, (4-mercapto-2-methyl-phenoxy)acetic acid ethyl ester 1-C (21.2g, 93.8 mmol), and Cs_2CO_3 (76.2 g, 234 mmol) in CH_3CN (290 mL) was stirred at room temperature for 2 h. Water was added

EP 2 243 766 B1

and the mixture was extracted with CH_2Cl_2 . The combined organic layers were dried, concentrated, and column chromatographed (EtOAc/hexane: 1/10) to provide 28.8 g (84%) of **2-B**; $^1\text{H NMR}$ (300 MHz, CDCl_3) δ 7.53 (d, $J = 8.7$ Hz, 2 H), 7.20 (s, 1 H), 7.16 (dd, $J = 8.4, 2.2$ Hz, 1 H), 6.96 (d, $J = 8.6$ Hz, 2 H), 6.59 (d, $J = 8.4$ Hz, 1 H), 5.13 (d, $J = 0.9$ Hz, 1 H), 4.98 (s, 1 H), 4.65 (s, 2 H), 4.60 (s, 2 H), 4.26 (q, $J = 7.1$ Hz, 2 H), 3.56 (s, 2 H), 2.24 (s, 3 H), 1.29 (t, $J = 7.1$ Hz, 3 H); MS (ES) m/z : 463 ($\text{M}+\text{Na}^+$).



Compound 1

{2-Methyl-4-[2-(4-trifluoromethyl-phenoxy)methyl]-allylsulfanyl]-phenoxy}-acetic acid

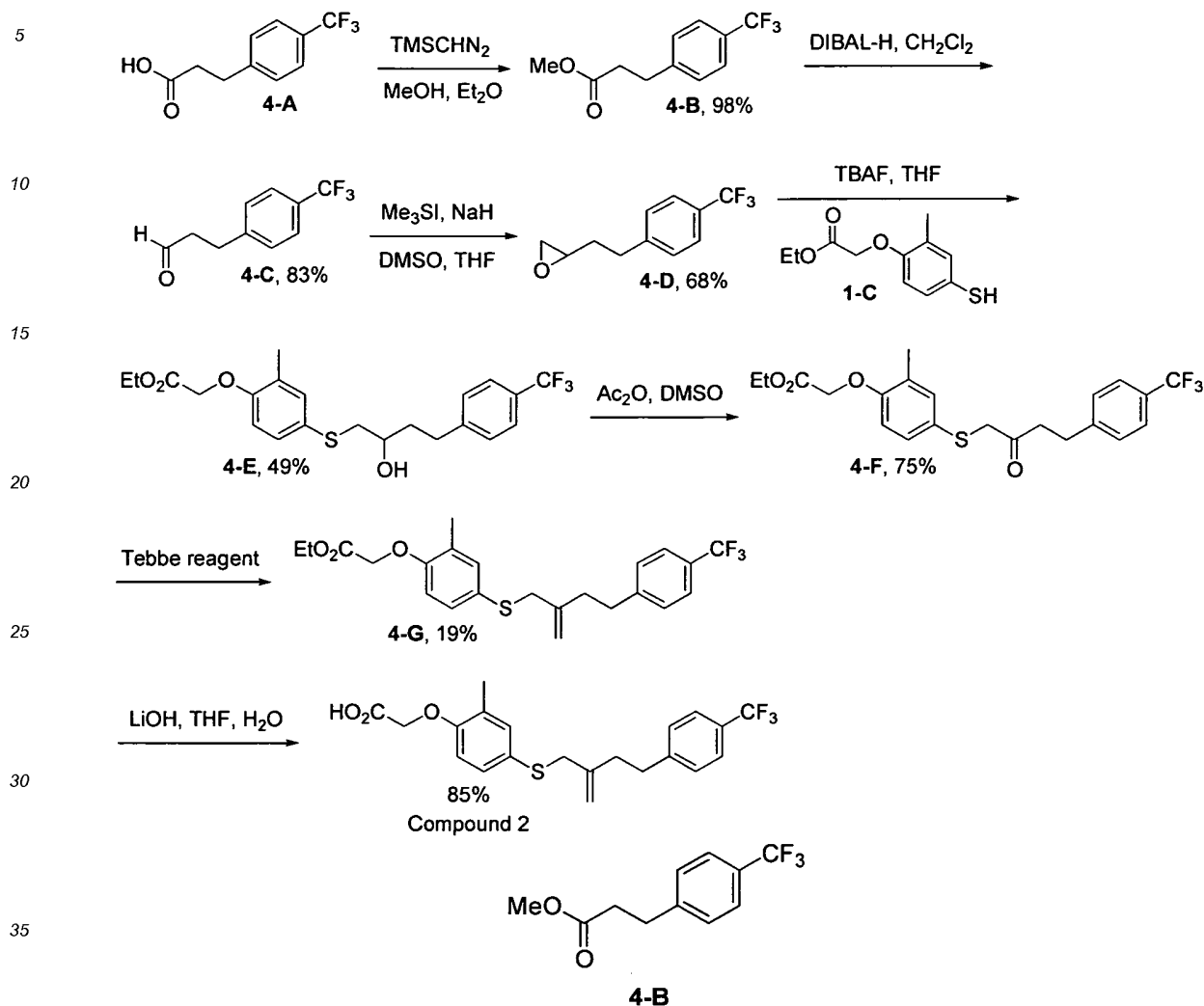
General procedure 2 for the hydrolysis of the ethyl and methyl esters:

[0105] To a solution of **2-B** (28.8 g, 65.5 mmol) in THF (576 mL) at 0°C under N_2 was added 1.0 M LiOH (131 mL, 131 mmol). After stirring at 0°C for 45 min and at room temperature for 2.5 h, the mixture was cooled to 0°C , acidified with 1 M HCl, and extracted with EtOAc (x 3). The extracts were dried, concentrated, and purified by column chromatography to give 26.7 g (99%) of Compound 1; $^1\text{H NMR}$ (300 MHz, CDCl_3) δ 7.52 (d, $J = 8.6$ Hz, 2 H), 7.21 (s, 1 H), 7.17 (dd, $J = 8.4, 2.2$ Hz, 1 H), 6.95 (d, $J = 8.6$ Hz, 2 H), 6.62 (d, $J = 8.4$ Hz, 1 H), 5.14 (d, $J = 1.0$ Hz, 1 H), 4.99 (d, $J = 1.0$ Hz, 1 H), 4.65 (s, 4 H), 3.57 (s, 2 H), 2.23 (s, 3 H); MS (ES) m/z : 435 ($\text{M}+\text{Na}^+$). Analysis calc'd for $\text{C}_{20}\text{H}_{19}\text{O}_4\text{F}_3\text{S}\cdot 0.1\text{H}_2\text{O}$: C, 57.99; H, 4.67; S, 7.74; F, 13.76, found: C, 58.06; H, 4.64; S, 7.46; F, 13.91.

Example II

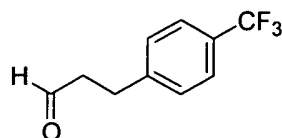
[0106]

Scheme 4



3-(4-Trifluoromethyl-phenyl)-propionic acid methyl ester

[0107] To a solution of **4-A** (1.00 g, 4.59 mmol) in Et₂O (20 mL) and MeOH (10 mL) was added 1.0 M (trimethylsilyl)diazomethane (9.16 mL, 9.16 mmol) in hexane. After stirring at room temperature for 1 h, the solvents were removed under reduced pressure. The residue was dissolved in Et₂O, washed with saturated NaHCO₃ and brine, dried, and concentrated to give 1.04 g (98%) of **4-B**; ¹H NMR (300 MHz, CDCl₃) δ 7.54 (d, *J* = 8.1 Hz, 2 H), 7.31 (d, *J* = 8.1 Hz, 2 H), 3.67 (s, 3 H), 3.01 (t, *J* = 7.7 Hz, 2 H), 2.65 (t, *J* = 7.7 Hz, 2 H); MS (ES) *m/z*: 255 (M+Na⁺).

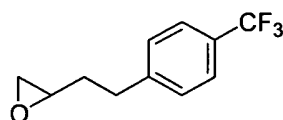


4-C

3-(4-Trifluoromethyl-phenyl)-propionaldehyde

[0108] To a solution of **4-B** (1.10 g, 4.74 mmol) in CH₂Cl₂ (20 mL) at -78°C was added 1.0 M diisobutylaluminum hydride (4.74 mL, 4.74 mmol). The mixture was stirred at -78°C for 10 min and quenched with 10% HCl in MeOH (5 mL). After warming to room temperature, the mixture was filtered and the filtrate was concentrated and column chromatographed to provide 796 mg (83%) of **4-C**; ¹H NMR (400 MHz, CDCl₃) δ 9.82 (d, *J* = 1.0 Hz, 1 H), 7.54 (d, *J* = 8.1 Hz, 2 H), 7.31 (d, *J* = 8.0 Hz, 2 H), 3.01 (t, *J* = 7.4 Hz, 2 H), 2.82 (t, *J* = 7.3 Hz, 2 H).

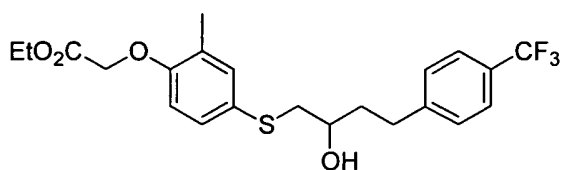
EP 2 243 766 B1



4-D

2-[2-(4-Trifluoromethyl-phenyl)-ethyl]-oxirane

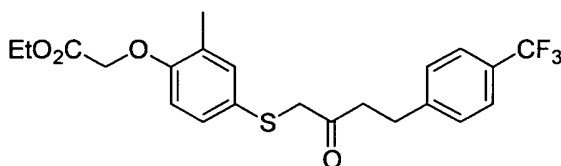
[0109] A mixture of NaH (52 mg, 1.3 mmol; 60% in mineral oil) in DMSO (15 mL) was heated at 70°C for 30 min and allowed to cool to room temperature. After diluting with THF (10 mL), to the mixture at 0°C was slowly added a solution of trimethylsulfonium iodide (306 mg, 1.50 mmol) in DMSO (10 mL). After stirring for 10 min at 0°C, a solution of **4-C** (202 mg, 1.00 mmol) in THF (10 mL) was introduced. Stirring was continued for 1 h at 0°C and the mixture was diluted with water and extracted with Et₂O. The extracts were dried, concentrated, and column chromatographed (EtOAc/hexane: 1/7) to provide 147 mg (68%) of **4-D**; ¹H NMR (300 MHz, CDCl₃) δ 7.54 (d, *J* = 8.1 Hz, 2 H), 7.31 (d, *J* = 8.0 Hz, 2 H), 2.97-2.90 (m, 1 H), 2.88-2.78 (m, 2 H), 2.75 (m, 1 H), 2.47 (dd, *J* = 4.9, 2.7 Hz, 1 H), 1.98-1.73 (m, 2 H).



4-E

{4-[2-Hydroxy-4-(4-trifluoromethyl-phenyl)-butylsulfanyl]-2-methyl-phenoxy}-acetic acid ethyl ester

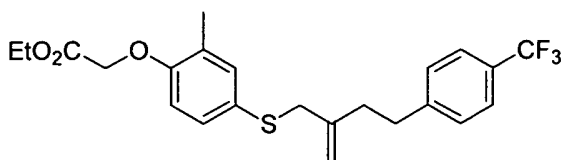
[0110] A mixture of **4-D** (251 mg, 1.16 mmol), (4-mercapto-2-methylphenoxy)acetic acid ethyl ester **1-C** (394 mg, 1.74 mmol), and tetrabutylammonium fluoride (0.12 mL, 0.12 mmol; 1.0 M in THF) in THF (5 mL) was stirred at room temperature overnight and concentrated. The residue was purified by column chromatography (EtOAc/hexane: 1/5) to give 250 mg (49%) of **4-E**; ¹H NMR (300 MHz, CDCl₃) δ 7.51 (d, *J* = 8.0 Hz, 2 H), 7.26 (d, *J* = 8.0 Hz, 2 H), 7.23 (d, *J* = 2.1 Hz, 1 H), 7.18 (dd, *J* = 8.4, 2.3 Hz, 1 H), 6.61 (d, *J* = 8.4 Hz, 1 H), 4.62 (s, 2 H), 4.26 (q, *J* = 7.1 Hz, 2 H), 3.63-3.55 (m, 1 H), 3.01 (dd, *J* = 13.6, 3.4 Hz, 1 H), 2.91-2.81 (m, 1 H), 2.79-2.66 (m, 2 H), 2.56 (brs, 1 H), 2.25 (s, 3 H), 1.84-1.76 (m, 2 H), 1.30 (t, *J* = 7.1 Hz, 3 H); MS (ES) *m/z*: 465 (M+Na⁺).



4-F

{2-Methyl-4-[2-oxo-4-(4-trifluoromethyl-phenyl)-butylsulfanyl]-phenoxy}-acetic acid ethyl ester

[0111] A mixture of **4-E** (370 mg, 0.837 mmol) in Ac₂O (2.5 mL) and DMSO (4 mL) was stirred at room temperature for 24 h, diluted with water, and extracted with Et₂O. The extracts were dried, concentrated, and purified by column chromatography to give 278 mg (75%) of **4-F**; ¹H NMR (300 MHz, CDCl₃) δ 7.51 (d, *J* = 8.1 Hz, 2 H), 7.26 (d, *J* = 8.0 Hz, 2 H), 7.15 (d, *J* = 1.7 Hz, 1 H), 7.04 (dd, *J* = 8.5, 2.3 Hz, 1 H), 6.57 (d, *J* = 8.5 Hz, 1 H), 4.60 (s, 2 H), 4.26 (q, *J* = 7.1 Hz, 2 H), 3.52 (s, 2 H), 2.92 (s, 4 H), 2.23 (s, 3 H), 1.29 (t, *J* = 7.1 Hz, 3 H); MS (ES) *m/z*: 463 (M+Na⁺).



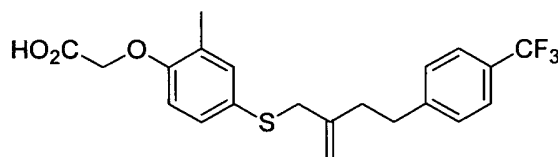
4-G

(2-Methyl-4-{2-[2-(4-trifluoromethyl-phenyl)-ethyl]-allylsulfanyl}-phenoxy)-acetic acid ethyl ester

[0112] To a solution of **4-F** (53 mg, 0.12 mmol) in THF (1 mL) at -78°C was slowly added 0.5 M Tebbe reagent (0.24

EP 2 243 766 B1

mL, 0.12 mmol) in toluene. The mixture was gradually warmed to 0°C, stirred at the same temperature for 4.5 h, diluted with saturated NaHCO₃, and extracted with Et₂O. The combined organic layers were dried, concentrated, and column chromatographed (EtOAc/hexane: 1/10) to give 10 mg (19%) of **4-G**; ¹H NMR (300 MHz, CDCl₃) δ 7.53 (d, *J* = 8.1 Hz, 2 H), 7.29 (d, *J* = 8.0 Hz, 2 H), 7.18 (d, *J* = 1.9 Hz, 1 H), 7.12 (dd, *J* = 8.4, 2.2 Hz, 1 H), 6.60 (d, *J* = 8.4 Hz, 1 H), 4.79 (s, 2 H), 4.61 (s, 2 H), 4.26 (q, *J* = 7.1 Hz, 2 H), 3.45 (s, 2 H), 2.82 (t, *J* = 8.0 Hz, 2 H), 2.50 (t, *J* = 8.0 Hz, 2 H), 2.25 (s, 3 H), 1.28 (t, *J* = 7.1 Hz, 3 H); MS (ES) *m/z*: 461 (M+Na⁺).



Compound 2

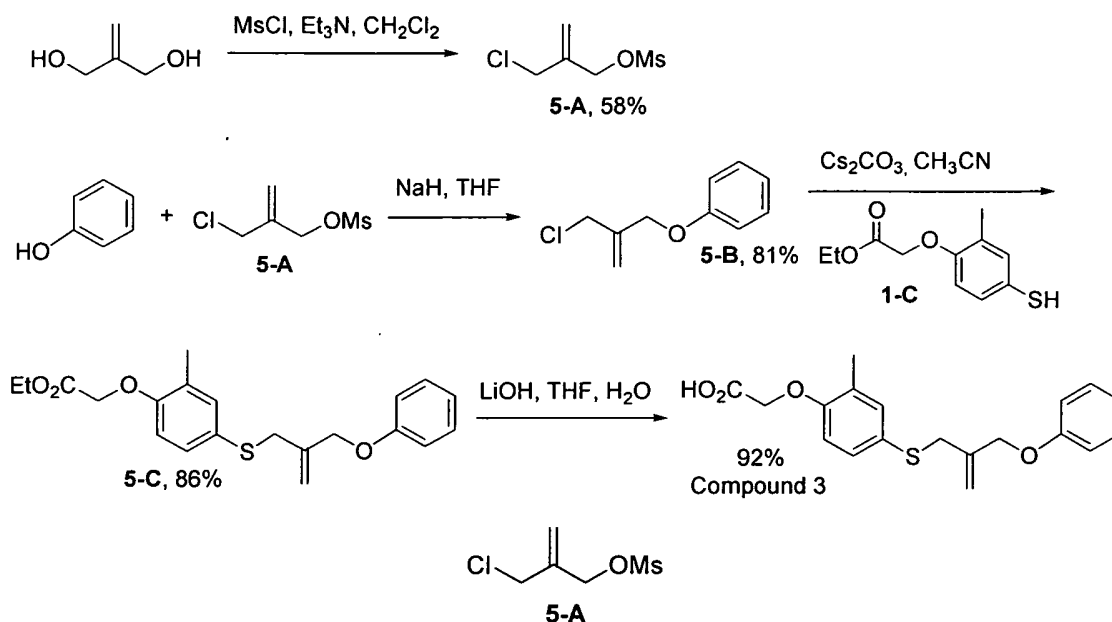
(2-Methyl-4-{2-[2-(4-trifluoromethyl-phenyl)-ethyl]-allylsulfanyl}-phenoxy)-acetic acid

[0113] Following general procedure 2 gave **Compound 2** (85%); ¹H NMR (300 MHz, CDCl₃) δ 7.51 (d, *J* = 8.0 Hz, 2 H), 7.25 (d, *J* = 7.7 Hz, 2 H), 7.11 (s, 1 H), 7.06 (d, *J* = 7.5 Hz, 1 H), 6.56 (d, *J* = 6.8 Hz, 1 H), 4.78 (s, 1 H), 4.77 (s, 1 H), 3.41 (s, 2 H), 2.79 (t, *J* = 8.0 Hz, 2 H), 2.47 (t, *J* = 8.0 Hz, 2 H), 2.15 (s, 3 H); MS (ES) *m/z*: 433 (M+Na⁺).

Example III

[0114]

Scheme 5



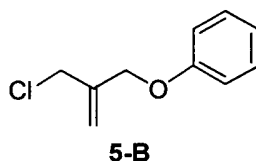
Methanesulfonic acid 2-chloromethyl-allyl ester

[0115] To a solution of 2-methylpropane-1,3-diol (257 mg, 2.92 mmol) in CH₂Cl₂ (4 mL) and CH₃CN (4 mL) at 0°C were added Et₃N (1.76 mL, 12.6 mmol) and methanesulfonyl chloride (1.01 g, 8.79 mmol). After the mixture was stirred at 0°C for 2 h and then allowed to warm up to room temperature overnight, saturated NaHCO₃ was added. The organic layer was separated and the aqueous layer was extracted with CH₂Cl₂. The combined organic phases were dried, concentrated, and column chromatographed (EtOAc/hexane: 1/3) to give 313 mg (58%) of **5-A**; ¹H NMR (300 MHz,

EP 2 243 766 B1

CDCl_3 δ 5.47 (s, 1 H), 5.42 (s, 1 H), 4.82 (s, 2 H), 4.16 (s, 2 H), 3.06 (s, 3 H); MS (ES) m/z : 207 ($M+\text{Na}^+$).

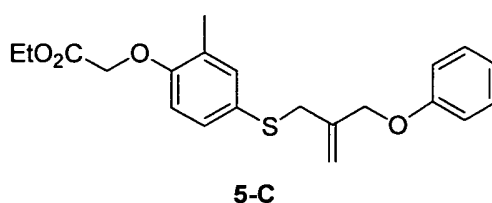
5



10 (2-Chloromethyl-allyloxy)-benzene

[0116] To a suspension of NaH (40 mg, 1.0 mmol; 60% in mineral oil) in THF (2 mL) was added a solution of phenol (94 mg, 1.0 mmol) in THF (1 mL). After stirring at room temperature for 15 min, the mixture was transferred to a solution of methanesulfonic acid 2-chloromethylallyl ester **5-A** (185 mg, 1.00 mmol) in THF (2 mL). The mixture was stirred at room temperature for 1 h, then heated at 40°C overnight, diluted with water, and extracted with EtOAc. The extracts were dried, concentrated, and column chromatographed (EtOAc/hexane: 1/9) to provide 148 mg (81%) of **5-B**; $^1\text{H NMR}$ (300 MHz, CDCl_3) δ 7.30-7.27 (m, 2 H), 6.97-6.91 (m, 3 H), 5.35 (s, 1 H), 5.34 (s, 1 H), 4.60 (s, 2 H), 4.16 (s, 2 H).

15



20

25

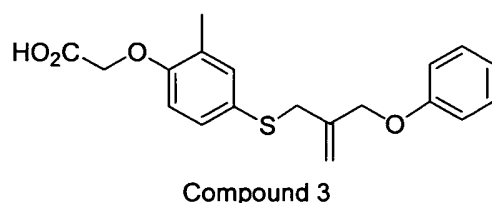
[2-Methyl-4-(2-phenoxyethyl-allylsulfanyl)-phenoxy]-acetic acid ethyl ester

General procedure 3 for the formation of thioether:

30

[0117] A mixture of **5-B** (96 mg, 0.53 mmol), (4-mercapto-2-methyl-phenoxy)acetic acid ethyl ester **1-C** (145 mg, 0.642 mmol), and Cs_2CO_3 (417 mg, 1.28 mmol) in CH_3CN (3 mL) was stirred for 5 h at room temperature. Water was added and the mixture was extracted with Et_2O . The combined organic layers were dried, concentrated, and column chromatographed (EtOAc/hexane: 1/10) to provide 168 mg (85%) of **5-C**; $^1\text{H NMR}$ (400 MHz, CDCl_3) δ 7.28-7.23 (m, 2 H), 7.20 (d, $J = 2.0$ Hz, 1 H), 7.16 (dd, $J = 8.4, 2.3$ Hz, 1 H), 6.95-6.89 (m, 3 H), 6.59 (d, $J = 8.4$ Hz, 1 H), 5.13 (s, 1 H), 4.95 (s, 1 H), 4.60 (s, 2 H), 4.58 (s, 2 H), 4.24 (q, $J = 7.1$ Hz, 2 H), 3.56 (s, 2 H), 2.23 (s, 3 H), 1.27 (t, $J = 7.1$ Hz, 3 H); MS (ES) m/z : 395 ($M+\text{Na}^+$).

35



40

45

[2-Methyl-4-(2-phenoxyethyl-allylsulfanyl)-phenoxy]-acetic acid

[0118] Following general procedure 2 gave **Compound 3** (86%); $^1\text{H NMR}$ (300 MHz, CDCl_3) δ 7.29-7.24 (m, 2 H), 7.21 (s, 1 H), 7.18 (d, $J = 8.4$ Hz, 1 H), 6.97-6.89 (m, 3 H), 6.62 (d, $J = 8.4$ Hz, 1 H), 5.15 (s, 1 H), 4.98 (s, 1 H), 4.66 (s, 2 H), 4.61 (s, 2 H), 3.58 (s, 2 H), 2.23 (s, 3 H); MS (ES) m/z : 367 ($M+\text{Na}^+$).

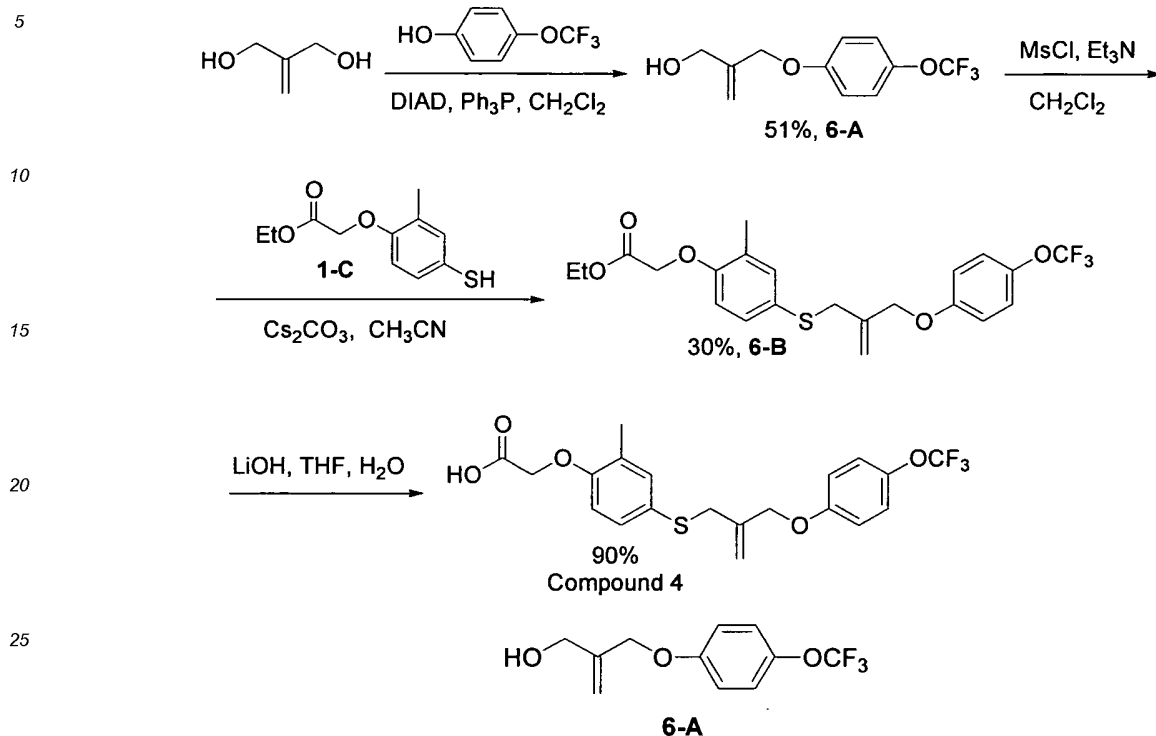
50

Example IV

[0119]

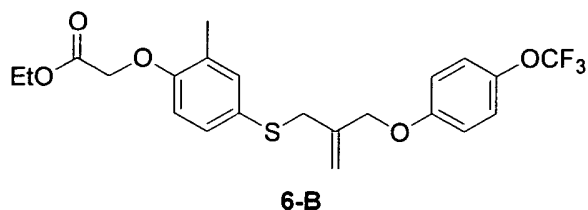
55

Scheme 6



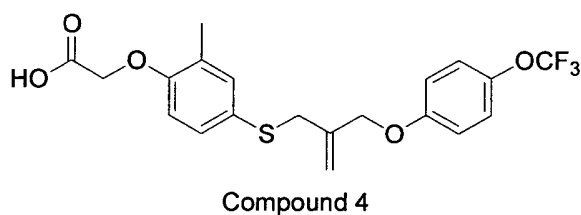
2-(4-Trifluoromethoxy-phenoxy)methyl)-prop-2-en-1-ol

[0120] To a mixture of 4-trifluoromethoxyphenol (2.37 g, 13.1 mmol), 2-methylene-propane-1,3-diol (1.73 g, 19.6 mmol), and diisopropyl azodicarboxylate (3.96 g, 19.6 mmol) in CH_2Cl_2 (50 mL) was added a solution of Ph_3P (5.13 g, 19.6 mmol) in 50 mL of CH_2Cl_2 in 30 minutes. After stirring for 5 hours, the mixture was diluted with Et_2O (100 mL), washed with 1 N NaOH, dried, concentrated, and column chromatographed to give 1.7 g (51%) of **6-A**; $^1\text{H NMR}$ (300 MHz, CDCl_3) δ 7.13 (d, $J = 9.1$ Hz, 2 H), 6.91 (dd, $J = 9.2, 2.3$ Hz, 2 H), 5.31 (d, $J = 0.9$ Hz, 1 H), 5.28 (d, $J = 0.9$ Hz, 1 H), 4.59 (s, 2 H), 4.26 (d, $J = 6.1$ Hz, 2 H), 1.63 (t, $J = 6.1$ Hz, 1 H).



{2-Methyl-4-[2-(4-trifluoromethoxy-phenoxy)methyl)-allylsulfanyl]-phenoxy}-acetic acid ethyl ester

[0121] Following general procedure 1 gave **6-B**; $^1\text{H NMR}$ (300 MHz, CDCl_3) δ 7.21-7.11 (m, 4 H), 6.88 (dd, $J = 9.2, 2.3$ Hz, 2 H), 6.60 (d, $J = 8.4$ Hz, 1 H), 5.13 (d, $J = 1.1$ Hz, 1 H), 4.96 (d, $J = 0.7$ Hz, 1 H), 4.60 (s, 4 H), 4.26 (q, $J = 7.1$ Hz, 2 H), 3.56 (s, 2 H), 2.24 (s, 3 H), 1.29 (t, $J = 7.1$ Hz, 3 H); MS (ES) m/z : 479 ($\text{M} + \text{Na}^+$).



[2-Methyl-4-(2-p-toloxymethyl-allylsulfanyl)-phenoxy]-acetic acid

[0122] Following general procedure 2 gave **Compound 4**; $^1\text{H NMR}$ (300 MHz, CDCl_3) δ 7.19-7.10 (m, 4 H), 6.88 (d, $J = 9.2$ Hz, 2 H), 6.62 (d, $J = 7.9$ Hz, 1 H), 5.13 (s, 1 H), 4.98 (s, 1 H), 4.59 (s, 4 H), 3.56 (s, 2 H), 2.21 (s, 3 H); MS (ES) m/z : 428 ($\text{M}+\text{H}^+$); Anal. Calcd. for $\text{C}_{20}\text{H}_{19}\text{F}_3\text{O}_5\text{S}\cdot 0.2\text{H}_2\text{O}$: C, 55.60; H, 4.53. Found: C, 55.61; H, 4.36.

5

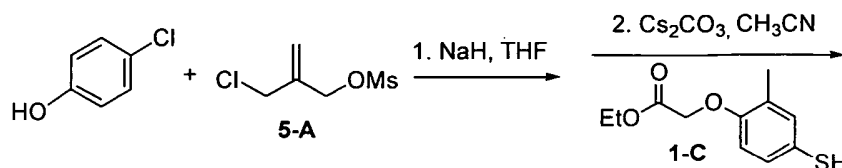
Example V

[0123]

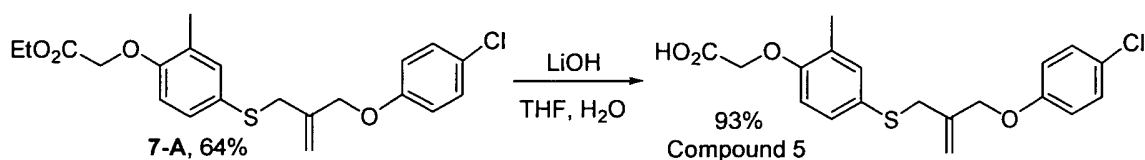
10

Scheme 7

15

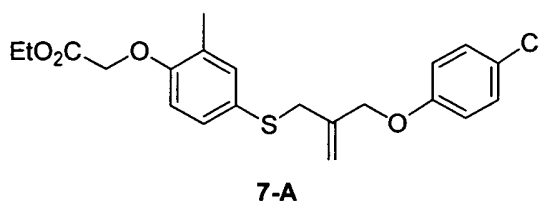


20



25

30



35

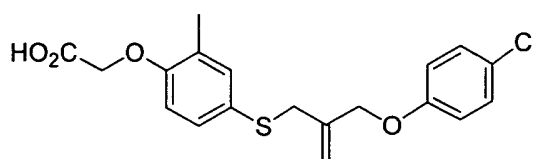
{4-[2-(4-Chloro-phenoxy)-2-methyl-allylsulfanyl]-2-methyl-phenoxy}-acetic acid ethyl ester

General procedure 4 for formation of both ether and thioether:

40

[0124] To a suspension of NaH (28 mg, 0.70 mmol; 60% in mineral oil) in THF (1 mL) was added a solution of 4-chlorophenol (89 mg, 0.69 mmol) in THF (1 mL). After stirring at room temperature for 30 min, a solution of methanesulfonic acid 2-chloromethylallyl ester **5-A** (128 mg, 0.693 mmol) in THF (1 mL) was added, and the mixture was heated at 50°C overnight. To the mixture (4-mercapto-2-methylphenoxy)acetic acid ethyl ester **1-C** (204 mg, 0.901 mmol), Cs_2CO_3 (450 mg, 1.38 mmol), and CH_3CN (5 mL) were added sequentially. After stirring at room temperature for 1 h, the reaction mixture was diluted with water and extracted with Et_2O . The organic phase was dried, concentrated, and column chromatographed (EtOAc /hexane) to provide 180 mg (64%) of **7-A**; $^1\text{H NMR}$ (400 MHz, CDCl_3) δ 7.20 (d, $J = 8.9$ Hz, 2 H), 7.21-7.19 (m, 1 H), 7.15 (dd, $J = 8.4, 2.2$ Hz, 1 H), 6.82 (d, $J = 9.0$ Hz, 2 H), 6.59 (d, $J = 8.4$ Hz, 1 H), 5.11 (d, $J = 1.0$ Hz, 1 H), 4.95 (s, 1 H), 4.60 (s, 2 H), 4.57 (s, 2 H), 4.25 (q, $J = 7.1$ Hz, 2 H), 3.55 (s, 2 H), 2.24 (s, 3 H), 1.28 (t, $J = 7.1$ Hz, 3 H); MS (ES) m/z : 429 ($\text{M}+\text{Na}^+$).

50



55

Compound 5

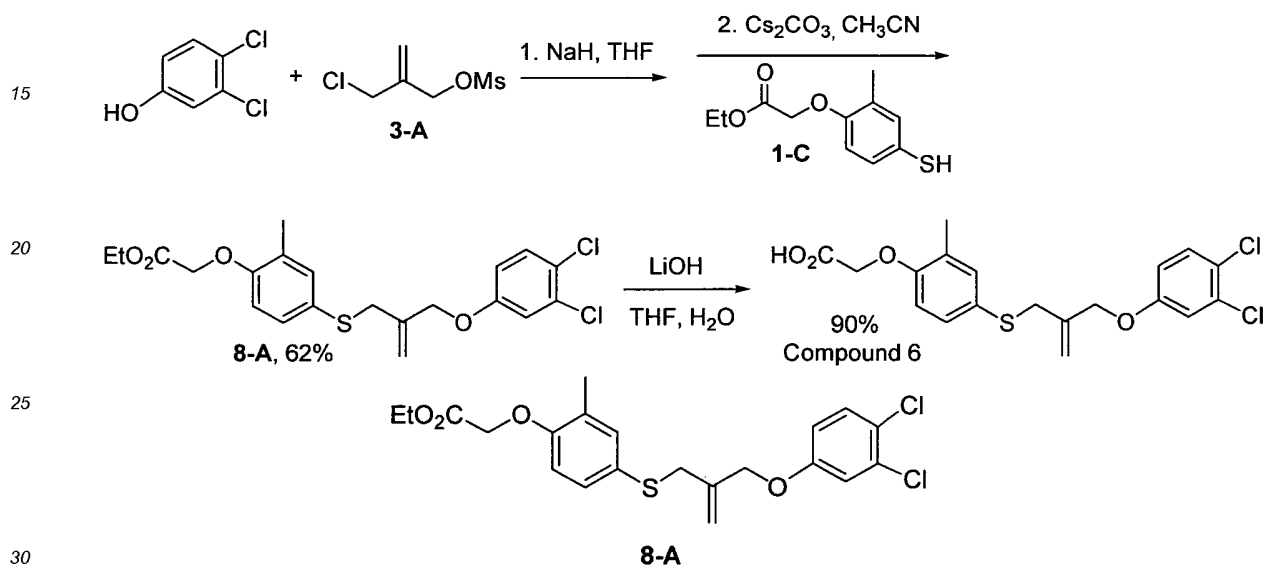
{4-[2-(4-Chloro-phenoxy)-2-methyl-allylsulfanyl]-2-methyl-phenoxy}-acetic acid

[0125] Following general procedure 2 gave **Compound 5** (93%); $^1\text{H NMR}$ (400 MHz, CDCl_3) δ 7.22-7.20 (m, 1 H), 7.20 (d, $J = 8.8$ Hz, 2 H), 7.16 (d, $J = 8.4$ Hz, 1 H), 6.82 (d, $J = 8.9$ Hz, 2 H), 6.61 (d, $J = 8.4$ Hz, 1 H), 5.12 (s, 1 H), 4.97 (s, 1 H), 4.66 (s, 2 H), 4.57 (s, 2 H), 3.56 (s, 2 H), 2.23 (s, 3 H); MS (ES) m/z : 401 ($\text{M}+\text{Na}^+$).

5 **Example VI**

[0126]

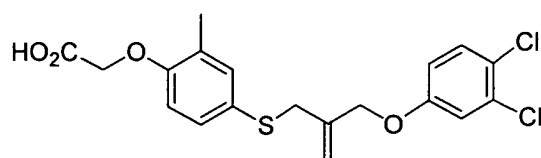
10 **Scheme 8**



{4-[2-(3,4-Dichloro-phenoxy)methyl]-allylsulfanyl]-2-methyl-phenoxy}-acetic acid ethyl ester

[0127] Following general procedure 4 gave **8-A** (62%); $^1\text{H NMR}$ (400 MHz, CDCl_3) δ 7.28 (d, $J = 8.9$ Hz, 1 H), 7.20 (d, $J = 2.0$ Hz, 1 H), 7.15 (dd, $J = 8.4, 2.2$ Hz, 1 H), 6.99 (d, $J = 2.9$ Hz, 1 H), 6.74 (dd, $J = 8.9, 2.9$ Hz, 1 H), 6.59 (d, $J = 8.4$ Hz, 1 H), 5.09 (s, 1 H), 4.95 (s, 1 H), 4.60 (s, 2 H), 4.56 (s, 2 H), 4.25 (q, $J = 7.1$ Hz, 2 H), 3.53 (s, 2 H), 2.24 (s, 3 H), 1.28 (t, $J = 7.1$ Hz, 3 H); MS (ES) m/z : 463 ($\text{M}+\text{Na}^+$).

40



Compound 6

45

{4-[2-(3,4-Dichloro-phenoxy)methyl]-allylsulfanyl]-2-methyl-phenoxy}-acetic acid

[0128] Following general procedure 2 gave **Compound 6** (90%); $^1\text{H NMR}$ (300 MHz, CDCl_3) δ 7.28 (d, $J = 8.9$ Hz, 1 H), 7.20 (s, 1 H), 7.16 (dd, $J = 8.4, 1.9$ Hz, 1 H), 6.98 (d, $J = 2.8$ Hz, 1 H), 6.73 (dd, $J = 8.9, 2.9$ Hz, 1 H), 6.61 (d, $J = 8.4$ Hz, 1 H), 5.10 (s, 1 H), 4.97 (s, 1 H), 4.65 (s, 2 H), 4.56 (s, 2 H), 3.54 (s, 2 H), 2.22 (s, 3 H); MS (ES) m/z : 435 ($\text{M}+\text{Na}^+$).

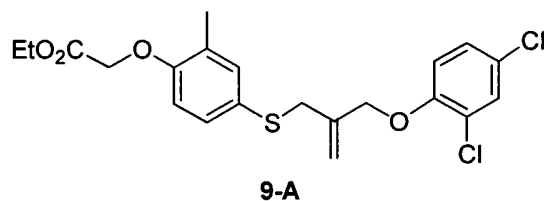
50

Example VII

[0129]

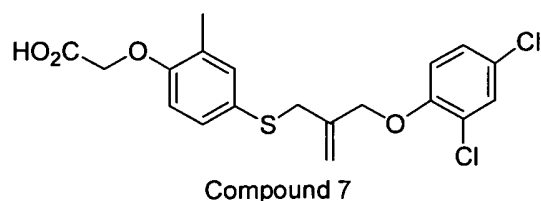
55

EP 2 243 766 B1



{4-[2-(2,4-Dichloro-phenoxy)methyl]-allylsulfanyl}-2-methyl-phenoxy}-acetic acid ethyl ester

10 **[0130]** Following general procedure 4 gave the title compound **9-A** (56%); ¹H NMR (400 MHz, CDCl₃) δ 7.34 (d, *J* = 2.5 Hz, 1 H), 7.19 (s, 1 H), 7.16 (m, 1 H), 7.13 (dd, *J* = 8.6, 2.4 Hz, 1 H), 6.81 (d, *J* = 8.8 Hz, 1 H), 6.58 (d, *J* = 8.4 Hz, 1 H), 5.15 (s, 1 H), 4.98 (s, 1 H), 4.63 (s, 2 H), 4.59 (s, 2 H), 4.25 (q, *J* = 7.1 Hz, 2 H), 3.59 (s, 2 H), 2.23 (s, 3 H), 1.28 (t, *J* = 7.1 Hz, 3 H); MS (ES) *m/z*: 463 (M+Na⁺). Anal. Calcd for C₂₁H₂₂Cl₂O₄S: C, 57.15; H, 5.02. Found: C, 57.52; H, 4.92.

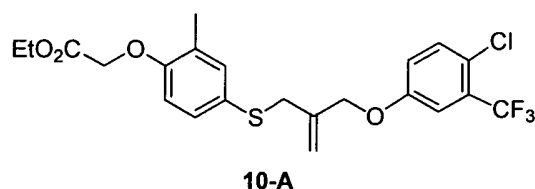


{4-[2-(2,4-Dichloro-phenoxy)methyl]-allylsulfanyl}-2-methyl-phenoxy}-acetic acid

25 **[0131]** Following general procedure 2 gave **Compound 7** (91%); ¹H NMR (400 MHz, CDCl₃) δ 7.35 (d, *J* = 2.5 Hz, 1 H), 7.20 (s, 1 H), 7.18-7.12 (m, 2 H), 6.81 (d, *J* = 8.8 Hz, 1 H), 6.61 (d, *J* = 8.4 Hz, 1 H), 5.16 (s, 1 H), 5.01 (s, 1 H), 4.66 (s, 2 H), 4.64 (s, 2 H), 3.60 (s, 2 H), 2.23 (s, 3 H); MS (ES) *m/z*: 435 (M+Na⁺).

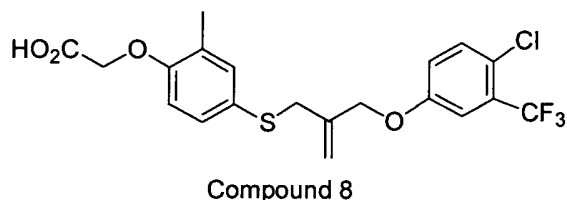
Example VIII

30 **[0132]**



40 {4-[2-(4-Chloro-3-trifluoromethyl-phenoxy)methyl]-allylsulfanyl]-2-methyl-phenoxy}-acetic acid ethyl ester

45 **[0133]** Following general procedure 4 gave the title compound **10-A** (83%); ¹H NMR (400 MHz, CDCl₃) δ 7.36 (d, *J* = 8.8 Hz, 1 H), 7.21 (d, *J* = 3.0 Hz, 1 H), 7.20 (d, *J* = 8.0 Hz, 1 H), 7.15 (dd, *J* = 8.4, 2.1 Hz, 1 H), 6.97 (dd, *J* = 8.8, 2.9 Hz, 1 H), 6.59 (d, *J* = 8.4 Hz, 1 H), 5.11 (s, 1 H), 4.97 (s, 1 H), 4.61 (s, 2 H), 4.60 (s, 2 H), 4.25 (q, *J* = 7.1 Hz, 2 H), 3.55 (s, 2 H), 2.23 (s, 3 H), 1.28 (t, *J* = 7.1 Hz, 3 H); MS (ES) *m/z*: 497 (M+Na⁺). Anal. Calcd for C₂₂H₂₂ClF₃O₄S: C, 55.64; H, 4.67. Found: C, 55.76; H, 4.52.



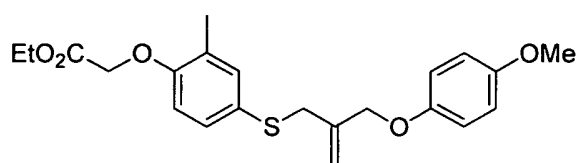
55 {4-[2-(4-Chloro-3-trifluoromethyl-phenoxy)methyl]-allylsulfanyl]-2-methyl-phenoxy}-acetic acid

[0134] Following general procedure 2 gave **Compound 8** (86%); ¹H NMR (300 MHz, CDCl₃) δ 7.35 (d, *J* = 8.8 Hz, 1 H), 7.21 (s, 1 H), 7.20 (s, 1 H), 7.16 (dd, *J* = 8.5, 2.1 Hz, 1 H), 6.96 (dd, *J* = 8.8, 3.0 Hz, 1 H), 6.61 (d, *J* = 8.4 Hz, 1 H), 5.12 (d, *J* = 0.9 Hz, 1 H), 4.99 (s, 1 H), 4.65 (s, 2 H), 4.61 (s, 2 H), 3.56 (s, 2 H), 2.23 (s, 3 H); MS (ES) *m/z*: 469 (M+Na⁺).

Example IX

[0135]

5



10

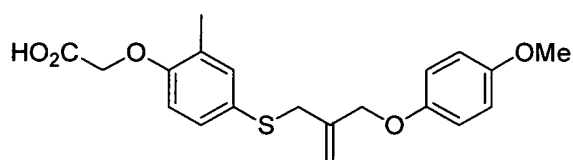
11-A

{4-[2-(4-Methoxy-phenoxy-methyl)-allylsulfanyl]-2-methyl-phenoxy}-acetic acid ethyl ester

15

[0136] Following general procedure 4 gave the title compound **11-A** (60%); $^1\text{H NMR}$ (300 MHz, CDCl_3) δ 7.19 (d, $J = 1.8$ Hz, 1 H), 7.14 (dd, $J = 8.4, 2.2$ Hz, 1 H), 6.85 - 6.77 (m, 4 H), 6.58 (d, $J = 8.4$ Hz, 1 H), 5.11 (s, 1 H), 4.57 (s, 2 H), 4.54 (s, 2 H), 4.23 (q, $J = 7.1$ Hz, 2 H), 3.73 (s, 3 H), 3.55 (s, 2 H), 2.23 (s, 3 H), 1.26 (t, $J = 7.1$ Hz, 3 H); MS (ES) m/z : 425 ($\text{M}+\text{Na}^+$).

20



25

Compound 9

{4-[2-(4-Methoxy-phenoxy-methyl)-allylsulfanyl]-2-methyl-phenoxy}-acetic acid

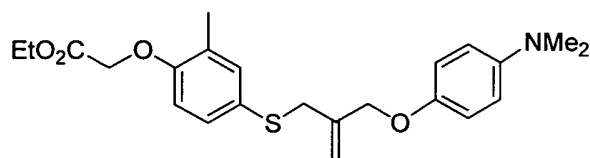
[0137] Following general procedure 2 gave **Compound 9** (90%); MS (ES) m/z : 397 ($\text{M}+\text{Na}^+$).

30

Example X

[0138]

35



40

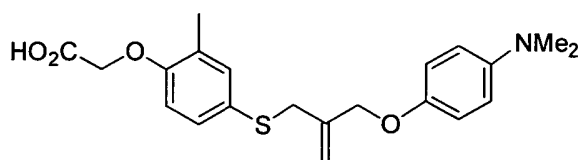
12-A

{4-[2-(4-Dimethylamino-phenoxy-methyl)-allylsulfanyl]-2-methyl-phenoxy}-acetic acid ethyl ester

45

[0139] Following general procedure 4 gave the title compound **12-A** (80%); $^1\text{H NMR}$ (300 MHz, CDCl_3) δ 7.20 (s, 1 H), 7.16 (dd, $J = 8.4, 2.2$ Hz, 1 H), 6.73 (d, $J = 9.0$ Hz, 2 H), 6.60 (d, $J = 8.4$ Hz, 1 H), 6.85 (d, $J = 9.1$ Hz, 2 H), 5.13 (d, $J = 1.1$ Hz, 1 H), 4.94 (s, 1 H), 4.60 (s, 2 H), 4.56 (s, 2 H), 4.25 (q, $J = 7.1$ Hz, 2 H), 3.57 (s, 2 H), 2.87 (s, 6 H), 2.24 (s, 3 H), 1.29 (t, $J = 7.1$ Hz, 3 H); MS (ES) m/z : 416 ($\text{M}+\text{Na}^+$).

50



55

Compound 10

{4-[2-(4-Dimethylamino-phenoxy-methyl)-allylsulfanyl]-2-methyl-phenoxy}-acetic acid

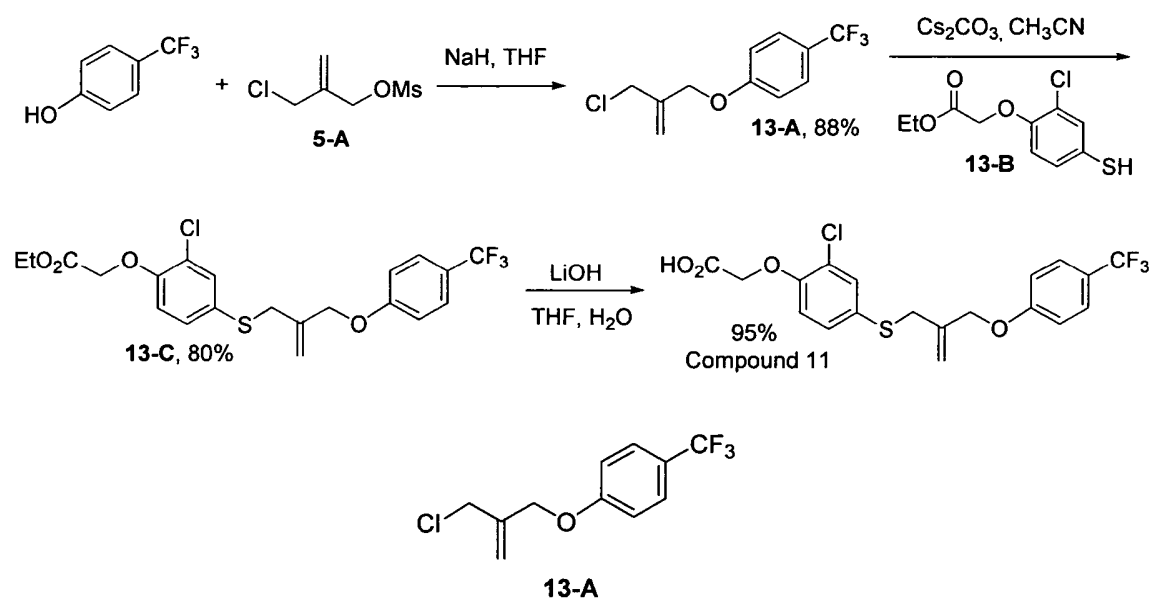
[0140] Following general procedure 2 gave **Compound 10** (85%); $^1\text{H NMR}$ (400 MHz, $\text{MeOH}-d_4$) δ 7.17 (s, 1 H), 7.15 (dd, $J = 8.5, 2.1$ Hz, 1 H), 6.92 (d, $J = 9.1$ Hz, 2 H), 6.82 (d, $J = 9.2$ Hz, 2 H), 6.69 (d, $J = 8.4$ Hz, 1 H), 5.04 (d, $J = 1.3$

Hz, 1 H), 4.90 (s, 1 H), 4.56 (s, 2 H), 4.54 (s, 2 H), 3.55 (s, 2 H), 2.88 (s, 6 H), 2.18 (s, 3 H); MS (ES) m/z: 388 (M+H⁺).

Example XI

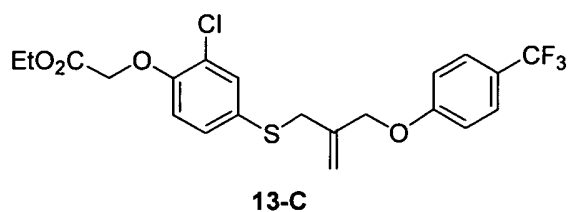
[0141]

Scheme 13



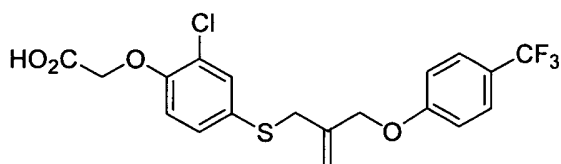
1-(2-Chloromethyl-allyloxy)-4-trifluoromethyl-benzene

[0142] To a suspension of NaH (60 mg, 1.5 mmol; 60% in mineral oil) in THF (2 mL) was added a solution of 4-trifluoromethylphenol (162 mg, 1.00 mmol) in THF (1 mL). After stirring at room temperature for 15 min, the mixture was transferred to a solution of methanesulfonic acid 2-chloromethylallyl ester **5-A** (185 mg, 1.00 mmol) in THF (3 mL) at 0°C. The mixture was heated at 60-70°C for 3 h and 40-50°C overnight, diluted with water, and extracted with EtOAc. The extracts were dried, concentrated, and column chromatographed (EtOAc/hexane: 1/10) to provide 221 mg (88%) of **13-A**; ¹H NMR (300 MHz, CDCl₃) δ 7.55 (d, *J* = 8.6 Hz, 2 H), 7.00 (d, *J* = 8.6 Hz, 2 H), 5.42 (s, 1 H), 5.37 (s, 1 H), 4.68 (s, 2 H), 4.19 (s, 2 H).



{2-Chloro-4-[2-(4-trifluoromethyl-phenoxy)methyl]-allylsulfanyl]-phenoxy}-acetic acid ethyl ester

[0143] Replacing (4-mercapto-2-methyl-phenoxy)acetic acid ethyl ester **1-C** with (2-chloro-4-mercapto-phenoxy)acetic acid ethyl ester **13-B** and following general procedure 3 gave **13-C** (80%); ¹H NMR (400 MHz, CDCl₃) δ 7.53 (d, *J* = 8.8 Hz, 2 H), 7.43 (d, *J* = 2.3 Hz, 1 H), 7.20 (dd, *J* = 8.5, 2.3 Hz, 1 H), 6.96 (d, *J* = 8.8 Hz, 2 H), 6.73 (d, *J* = 8.6 Hz, 1 H), 5.17 (s, 1 H), 5.01 (s, 1 H), 4.66 (s, 2 H), 4.65 (s, 2 H), 4.26 (q, *J* = 7.1 Hz, 2 H), 3.59 (s, 2 H), 1.28 (t, *J* = 7.1 Hz, 3 H); MS (ES) m/z: 483 (M+Na⁺).



Compound 11

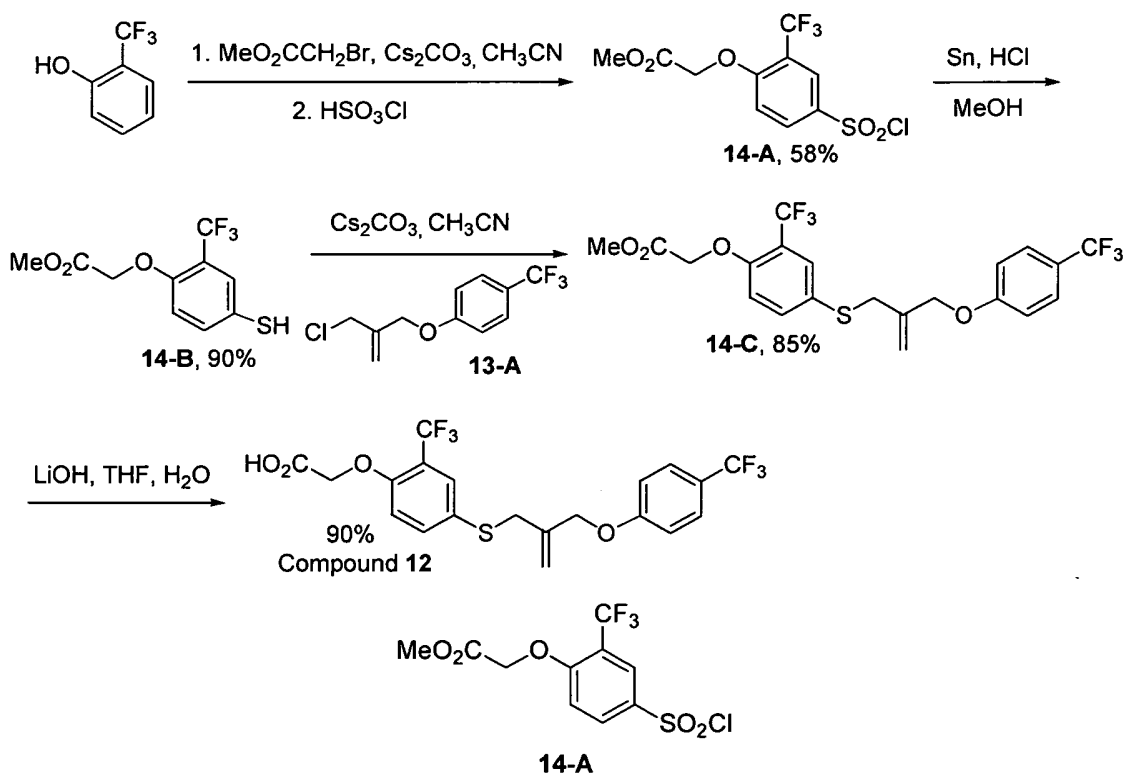
{2-Chloro-4-[2-(4-trifluoromethyl-phenoxy)methyl]-allylsulfanyl]-phenoxy}-acetic acid

[0144] Following general procedure 2 gave **Compound 11** (95%); $^1\text{H NMR}$ (300 MHz, CDCl_3) δ 7.54 (d, $J = 8.6$ Hz, 2 H), 7.44 (d, $J = 2.2$ Hz, 1 H), 7.22 (dd, $J = 8.5, 2.2$ Hz, 1 H), 6.96 (d, $J = 8.6$ Hz, 2 H), 6.77 (d, $J = 8.5$ Hz, 1 H), 5.19 (s, 1 H), 5.04 (s, 1 H), 4.71 (s, 2 H), 4.65 (s, 2 H), 3.61 (s, 2 H); MS (ES) m/z : 455 ($\text{M}+\text{Na}^+$). Anal. Calcd for $\text{C}_{19}\text{H}_{16}\text{ClF}_3\text{O}_4\text{S}$: C, 52.72; H, 3.72. Found: C, 52.79; H, 3.59.

Example XII

[0145]

Scheme 14



(4-Chlorosulfonyl-2-trifluoromethyl-phenoxy)-acetic acid methyl ester

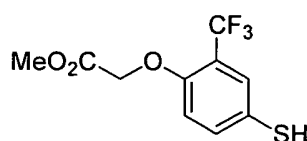
[0146] A mixture of 2-trifluoromethylphenol (4.66 g, 28.8 mmol), bromoacetic acid methyl ester (4.01 g, 26.2 mmol), and Cs_2CO_3 (18.8 g, 57.6 mmol) in CH_3CN (50 mL) was stirred at room temperature overnight, filtered, and washed with CH_3CN . The filtrate was concentrated, the residue was dissolved in Et_2O and washed with 1 N NaOH (x 3) and H_2O (x 2). The organic phase was dried and concentrated to give 5.87 g (87%) of the alkylated product, (2-trifluoromethylphenoxy)acetic acid methyl ester.

[0147] To a flask containing chlorosulfonic acid (5.93 g, 50.9 mmol) at 0°C was slowly added the above prepared compound (2.65 g, 11.3 mmol). After the resulting solution was stirred at 0°C for 30 min and room temperature for 2 h, it was poured into ice with stirring. The precipitated solid was filtered, dissolved in CH_2Cl_2 , washed with brine, dried, and concentrated to provide 2.50 g (66%) of **14-A**; $^1\text{H NMR}$ (300 MHz, CDCl_3) δ 8.28 (d, $J = 2.3$ Hz, 1 H), 8.17 (dd, $J = 9.0,$

EP 2 243 766 B1

2.4 Hz, 1 H), 7.04 (d, $J = 9.0$ Hz, 1 H), 4.90 (s, 2 H), 3.84 (s, 3 H); MS (ES) m/z : 355 (M+Na⁺).

5

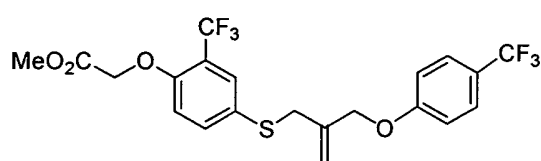


14-B

10 (4-Mercapto-2-trifluoromethyl-phenoxy)-acetic acid methyl ester

[0148] To a solution of **14-A** (2.30 g, 6.91 mmol) in MeOH (12 mL) was added a solution of 4 M HCl in dioxane (12 mL, 48 mmol) followed by tin (4.10 g, 34.5 mmol) powder portionwise. The resulting mixture was refluxed for 3 h, poured into ice/CH₂Cl₂. The aqueous layer was separated and extracted with CH₂Cl₂. The organic extracts were dried and concentrated to give **14-B**; ¹H NMR (300 MHz, CDCl₃) δ 8.28 (d, $J = 2.3$ Hz, 1 H), 7.41 (dd, $J = 8.6, 2.3$ Hz, 1 H), 6.78 (d, $J = 8.6$ Hz, 1 H), 4.70 (s, 2 H), 3.79 (s, 3 H), 3.47 (s, 1 H); MS (ES) m/z : 289 (M+Na⁺).

15



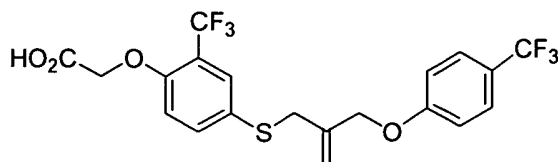
20

14-C

25 {2-Trifluoromethyl-4-[2-(4-trifluoromethyl-phenoxy)methyl]-allylsulfanyl]-phenoxy}-acetic acid methyl ester

[0149] Replacing (4-mercapto-2-methyl-phenoxy)acetic acid ethyl ester **1-C** with (4-mercapto-2-trifluoromethyl-phenoxy)-acetic acid methyl ester **14-B** and following general procedure 3 gave **14-C** (85%); ¹H NMR (400 MHz, CDCl₃) δ 7.63 (d, $J = 2.2$ Hz, 1 H), 7.53 (d, $J = 8.8$ Hz, 2 H), 7.47 (dd, $J = 8.6, 2.2$ Hz, 1 H), 6.96 (d, $J = 8.8$ Hz, 2 H), 6.77 (d, $J = 8.6$ Hz, 1 H), 5.19 (s, 1 H), 5.01 (s, 1 H), 4.70 (s, 2 H), 4.65 (s, 2 H), 3.79 (s, 3 H), 3.61 (s, 2 H); MS (ES) m/z : 503 (M+Na⁺).

30



35

Compound 12

40 {2-Trifluoromethyl-4-[2-(4-trifluoromethyl-phenoxy)methyl]-allylsulfanyl]-phenoxy}-acetic acid

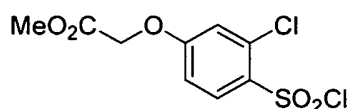
[0150] Following general procedure 2 gave **Compound 12** (90%); ¹H NMR (300 MHz, CDCl₃) δ 7.63 (d, $J = 2.1$ Hz, 1 H), 7.53 (d, $J = 8.7$ Hz, 2 H), 7.48 (dd, $J = 8.6, 2.2$ Hz, 1 H), 6.95 (d, $J = 8.7$ Hz, 2 H), 6.80 (d, $J = 8.6$ Hz, 1 H), 5.19 (s, 1 H), 5.02 (s, 1 H), 4.71 (s, 2 H), 4.65 (s, 2 H), 3.61 (s, 2 H); MS (ES) m/z : 489 (M+Na⁺). Anal. Calcd for C₂₀H₁₆F₆O₄S: C, 52.72; H, 3.73. Found: C, 52.53; H, 3.52.

40

45 **Example XIII**

[0151]

50

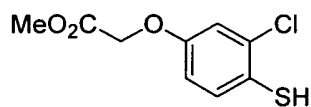


15-A

55 (3-Chloro-4-chlorosulfonyl-phenoxy)-acetic acid methyl ester

[0152] Following the same procedure as in the preparation of **14-A** provided **15-A** (75%); ¹H NMR (300 MHz, CDCl₃) δ 8.09 (d, $J = 2.3$ Hz, 1 H), 7.13 (d, $J = 2.6$ Hz, 1 H), 6.92 (dd, $J = 9.1, 2.6$ Hz, 1 H), 4.75 (s, 2 H), 3.84 (s, 3 H); MS (ES) m/z : 321 (M+Na⁺).

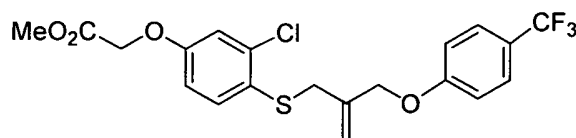
EP 2 243 766 B1



15-B

(3-Chloro-4-mercapto-phenoxy)-acetic acid methyl ester

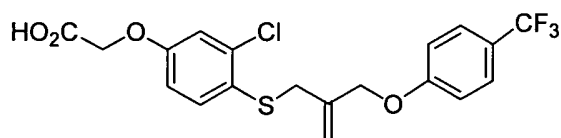
[0153] Following the same procedure as in the preparation of **14-B** provided the title compound **15-B** (94%); ¹H NMR (300 MHz, CDCl₃) δ 7.27 (d, *J* = 8.6 Hz, 1 H), 6.97 (d, *J* = 2.7 Hz, 1 H), 6.74 (dd, *J* = 8.7, 2.7 Hz, 1 H), 4.60 (s, 2 H), 3.81 (s, 3 H), 3.71 (d, *J* = 5.6 Hz, 1 H); MS (ES) *m/z*: 231 (M-H⁺).



15-C

{3-Chloro-4-[2-(4-trifluoromethyl-phenoxy)-allylsulfanyl]-phenoxy}-acetic acid methyl ester

[0154] Replacing (4-mercapto-2-methyl-phenoxy)acetic acid ethyl ester **1-C** with (3-chloro-4-mercapto-phenoxy)-acetic acid methyl ester **15-B** and following general procedure 3 gave the title compound **15-C** (88%); ¹H NMR (300 MHz, CDCl₃) δ 7.53 (d, *J* = 8.6 Hz, 2 H), 7.35 (d, *J* = 8.7 Hz, 1 H), 6.98-6.95 (m, 3 H), 6.73 (dd, *J* = 8.7, 2.8 Hz, 1 H), 5.14 (d, *J* = 1.0 Hz, 1 H), 5.00 (d, *J* = 0.8 Hz, 1 H), 4.66 (s, 2 H), 4.59 (s, 2 H), 3.81 (s, 3 H), 3.62 (s, 2 H); MS (ES) *m/z*: 469 (M+Na⁺). Anal. Calcd for C₂₀H₁₈ClF₃O₄S: C, 53.76; H, 4.06. Found: C, 54.05; H, 3.78.



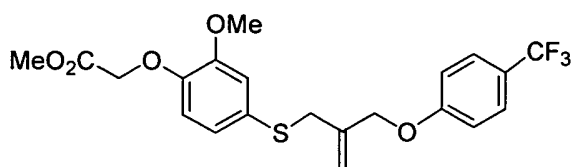
Compound 13

{3-Chloro-4-[2-(4-trifluoromethyl-phenoxy)-allylsulfanyl]-phenoxy}-acetic acid

[0155] Following general procedure 2 gave **Compound 13** (95%); ¹H NMR (300 MHz, CDCl₃) δ 7.52 (d, *J* = 8.7 Hz, 2 H), 7.34 (d, *J* = 8.7 Hz, 1 H), 6.99-6.94 (m, 3 H), 6.74 (dd, *J* = 8.7, 2.6 Hz, 1 H), 5.15 (d, *J* = 0.7 Hz, 1 H), 5.00 (s, 1 H), 4.66 (s, 2 H), 4.62 (s, 2 H), 3.62 (s, 2 H); MS (ES) *m/z*: 455 (M+Na⁺).

Example XIV

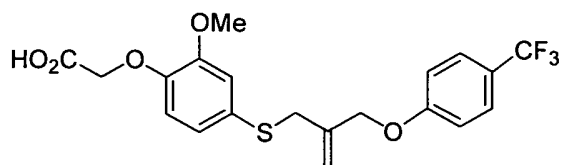
[0156]



16-A

[2-Methoxy-4-[2-(4-trifluoromethyl-phenoxy)-allylsulfanyl]-phenoxy]-acetic acid methyl ester

[0157] Following general procedure 3 gave the title compound **16-A** (87%); ¹H NMR (300 MHz, CDCl₃) δ 7.53 (d, *J* = 8.6 Hz, 2 H), 7.03 (dd, *J* = 8.4, 2.1 Hz, 1 H), 6.97 (d, *J* = 8.6 Hz, 2 H), 6.91 (d, *J* = 2.1 Hz, 1 H), 6.79 (d, *J* = 8.4 Hz, 1 H), 5.13 (d, *J* = 1.0 Hz, 1 H), 4.96 (s, 1 H), 4.65 (s, 4 H), 3.85 (s, 3 H), 3.78 (s, 3 H), 3.55 (s, 2 H); MS (ES) *m/z*: 465 (M+Na⁺).



Compound 14

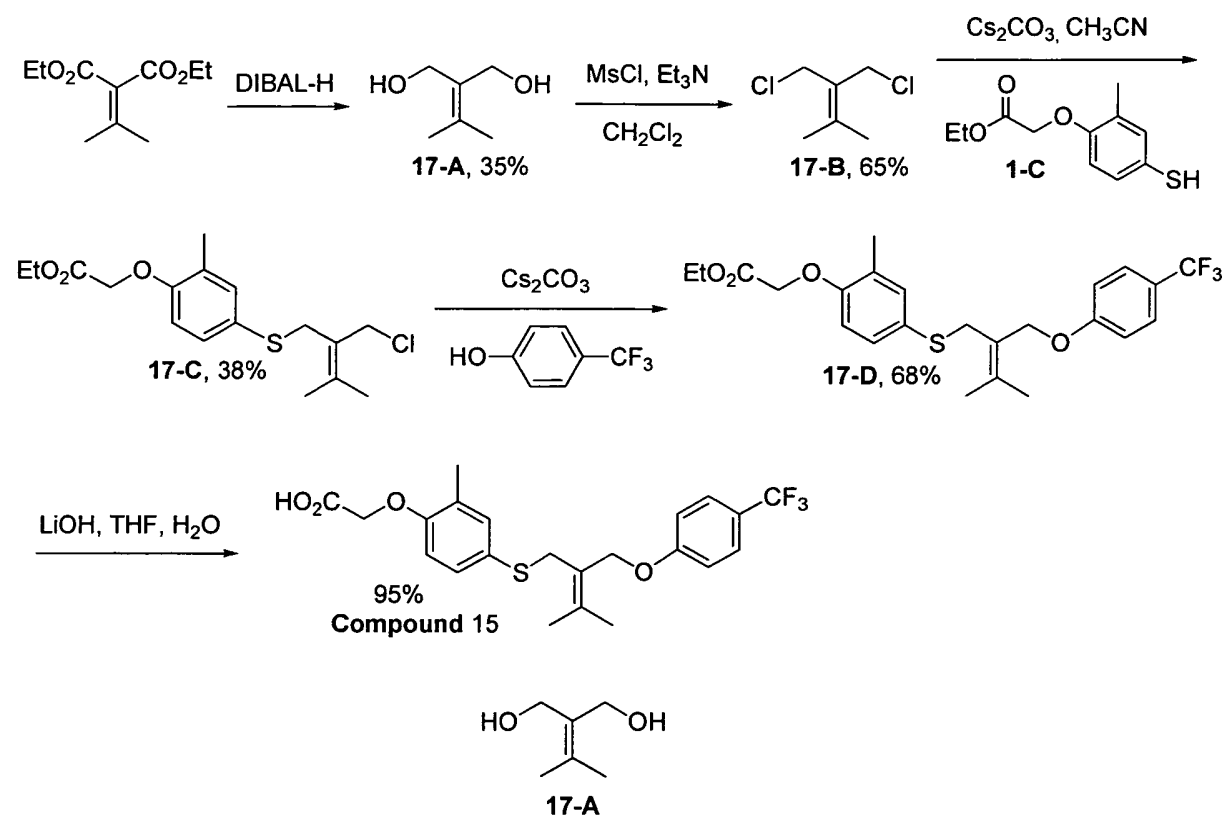
{2-Methoxy-4-[2-(4-trifluoromethyl-phenoxy)methyl]-allylsulfanyl]-phenoxy}-acetic acid

[0158] Following general procedure 2 gave **Compound 14** (94%); $^1\text{H NMR}$ (300 MHz, $\text{MeOH-}d_4$) δ 7.54 (d, $J = 8.6$ Hz, 2 H), 7.04 (d, $J = 8.6$, 2 H), 7.03-6.99 (m, 2 H), 6.88 (d, $J = 8.3$ Hz, 1 H), 5.11 (s, 1 H), 4.97 (s, 1 H), 4.69 (s, 2 H), 4.55 (s, 2 H), 3.81 (s, 3 H), 3.60 (s, 2 H); MS (ES) m/z : 451 ($\text{M}+\text{Na}^+$).

Example XV

[0159]

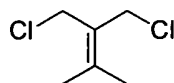
Scheme 17



2-Isopropylidene-propane-1,3-diol

[0160] To a solution of diisobutylaluminum hydride (1.0 M in CH_2Cl_2 , 6.75 mL, 6.75 mmol) in CH_2Cl_2 (5 mL) at -78°C was added a solution of 2-isopropylidene malonic acid diethyl ester (300 mg, 1.50 mmol) in CH_2Cl_2 (2 mL). The reaction mixture was allowed to warm up to 0°C , stirred at this temperature for 1 h, and quenched with MeOH (8 mL). The precipitated solid was filtered through Celite and washed with $\text{CH}_2\text{Cl}_2/\text{MeOH}$. The filtrate was concentrated to give 61 mg (35%) of **17-A**; $^1\text{H NMR}$ (300 MHz, CDCl_3) δ 4.27 (s, 4 H), 3.25 (brs, 2 H), 1.78 (s, 6 H).

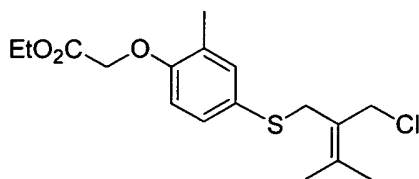
EP 2 243 766 B1



17-B

1-Chloro-2-chloromethyl-3-methyl-but-2-ene

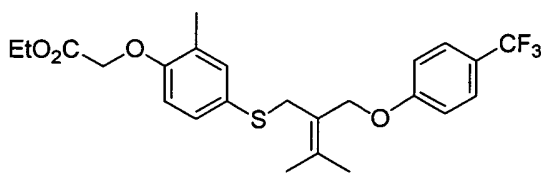
[0161] To a solution of **17-A** (200 mg, 1.72 mmol) in CH_2Cl_2 (3 mL) at 0°C were added Et_3N (0.960 mL, 6.90 mmol) and methanesulfonyl chloride (592 mg, 5.17 mmol). The mixture was allowed to warm up to room temperature, stirred at the same temperature for 3 h, and diluted with saturated NaHCO_3 . The organic layer was separated and the aqueous layer was extracted with CH_2Cl_2 . The combined organic phases were dried, concentrated, and column chromatographed (EtOAc/hexane: 1/7) to provide 171 mg (65%) of **17-B**; $^1\text{H NMR}$ (300 MHz, CDCl_3) δ 4.26 (s, 4 H), 1.87 (s, 6 H).



17-C

[4-(2-Chloromethyl-3-methyl-but-2-enylsulfanyl)-2-methyl-phenoxy]-acetic acid ethyl ester

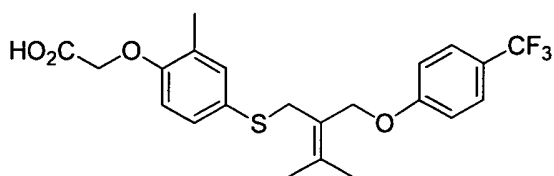
[0162] Following general procedure 3 gave **17-C** (38%); $^1\text{H NMR}$ (300 MHz, CDCl_3) δ 7.20 (s, 1 H), 7.17 (dd, $J = 8.4$, 2.1 Hz, 1 H), 6.61 (d, $J = 8.4$ Hz, 1 H), 4.62 (s, 2 H), 4.28 (s, 2 H), 4.26 (q, $J = 7.1$ Hz, 2 H), 3.61 (s, 2 H), 2.26 (s, 3 H), 1.78 (s, 3 H), 1.53 (s, 3 H), 1.29 (t, $J = 7.1$ Hz, 3 H); MS (ES) m/z : 365 ($\text{M}+\text{Na}^+$).



17-D

{2-Methyl-4-[3-methyl-2-(4-trifluoromethyl-phenoxy)methyl]-but-2-enylsulfanyl]-phenoxy}-acetic acid ethyl ester

[0163] Replacing (4-mercapto-2-methyl-phenoxy)-acetic acid ethyl ester **1-C** with 4-trifluoromethyl-phenol and following general procedure 3 gave **17-D** (68%); $^1\text{H NMR}$ (300 MHz, CDCl_3) δ 7.54 (d, $J = 8.6$ Hz, 2 H), 7.20 (s, 1 H), 7.17 (dd, $J = 8.4$, 2.2 Hz, 1 H), 6.97 (d, $J = 8.6$ Hz, 2 H), 6.59 (d, $J = 8.4$ Hz, 1 H), 4.65 (s, 2 H), 4.60 (s, 2 H), 4.25 (q, $J = 7.1$ Hz, 2 H), 3.65 (s, 2 H), 2.23 (s, 3 H), 1.78 (s, 3 H), 1.59 (s, 3 H), 1.29 (t, $J = 7.1$ Hz, 3 H); MS (ES) m/z : 491 ($\text{M}+\text{Na}^+$). Anal. Calcd for $\text{C}_{24}\text{H}_{27}\text{F}_3\text{O}_4\text{S}$: C, 61.52; H, 5.81. Found: C, 61.69; H, 5.99.



Compound 15

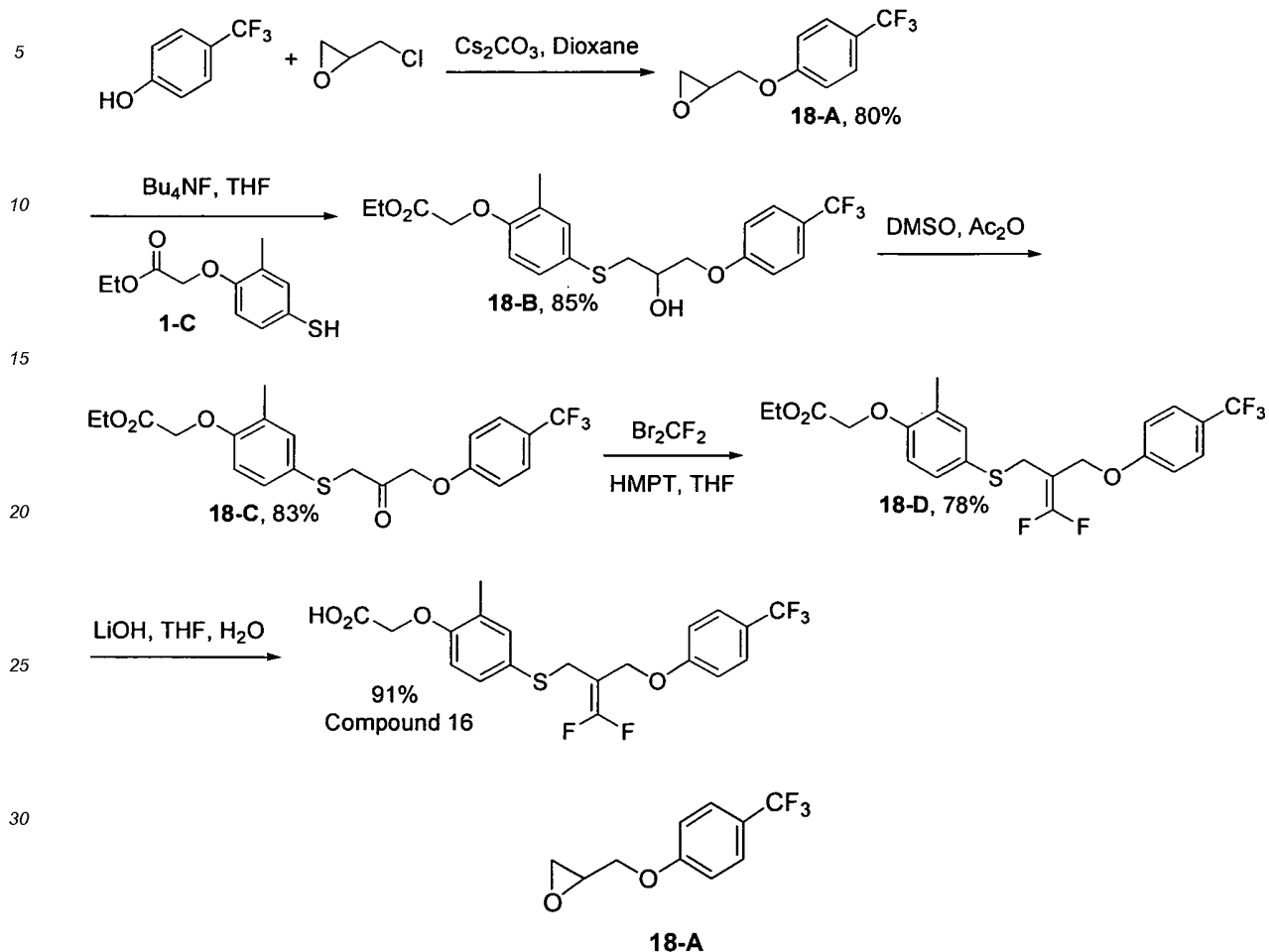
{2-Methyl-4-[3-methyl-2-(4-trifluoromethyl-phenoxy)methyl]-but-2-enylsulfanyl]-phenoxy}-acetic acid

[0164] Following general procedure 2 gave **Compound 15** (95%); $^1\text{H NMR}$ (400 MHz, CDCl_3) δ 7.52 (d, $J = 8.6$ Hz, 2 H), 7.18 (s, 1 H), 7.15 (d, $J = 8.5$ Hz, 1 H), 6.96 (d, $J = 8.6$ Hz, 2 H), 6.57 (d, $J = 8.1$ Hz, 1 H), 4.64 (s, 2 H), 4.56 (s, 2 H), 3.65 (s, 2 H), 2.18 (s, 3 H), 1.78 (s, 3 H), 1.60 (s, 3 H); MS (ES) m/z : 463 ($\text{M}+\text{Na}^+$).

Example XVI

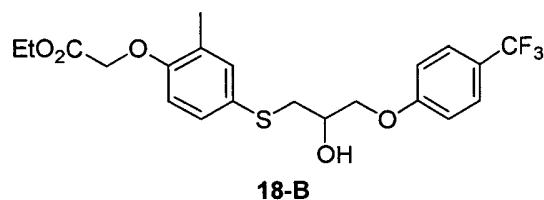
[0165]

Scheme 18



2-(4-(Trifluoromethyl-phenoxy)methyl)-oxirane

[0166] A mixture of 4-trifluoromethylphenol (7.80 g, 48.1 mmol), 2-chloromethyloxirane (11.2 g, 121 mmol), and Cs_2CO_3 (15.7 g, 48.2 mmol) in dioxane (8 mL) was refluxed for 3-4 h and then allowed to cool to room temperature. Water and Et_2O were added, the organic phase was separated, and the aqueous phase was extracted with Et_2O . The combined organic layers were dried, concentrated, and column chromatographed ($\text{CH}_2\text{Cl}_2/\text{hexane}$: 1/1) to provide 8.40 g (80%) of **18-A**; $^1\text{H NMR}$ (300 MHz, CDCl_3) δ 7.55 (d, $J = 8.5$ Hz, 2 H), 6.99 (d, $J = 8.5$ Hz, 2 H), 4.29 (dd, $J = 11.1, 3.0$ Hz, 1 H), 3.98 (dd, $J = 11.1, 5.8$ Hz, 1 H), 3.37 (m, 1 H), 2.93 (m, 1 H), 2.77 (dd, $J = 4.9, 2.6$ Hz, 1 H).

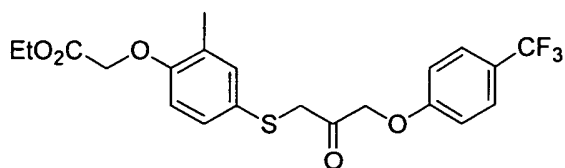


{4-[2-Hydroxy-3-(4-(trifluoromethyl-phenoxy)-propylsulfanyl]-2-methyl-phenoxy}-acetic acid ethyl ester

[0167] To a mixture of **18-A** (2.57 g, 11.8 mmol) and (4-mercapto-2-methyl-phenoxy)acetic acid ethyl ester **1-C** (4.00 g, 17.7 mmol) in THF (20 mL) was added 1.0 M tetrabutylammonium fluoride in THF (0.44 mL, 0.44 mmol). The reaction mixture was stirred at room temperature for 1.5 h, heated at 60°C for 1 h, concentrated, and purified by column chromatography (CH_2Cl_2) to give 4.45 g (85%) of **18-B**; $^1\text{H NMR}$ (400 MHz, CDCl_3) δ 7.50 (d, $J = 8.9$ Hz, 2 H), 7.25 (d, $J = 2.2$ Hz, 1 H), 7.21 (dd, $J = 8.4, 2.3$ Hz, 1 H), 6.89 (d, $J = 8.8$ Hz, 2 H), 6.58 (d, $J = 8.4$ Hz, 1 H), 4.58 (s, 2 H), 4.24 (q, $J = 7.1$ Hz, 2 H), 4.05-4.00 (m, 3 H), 3.13 (dd, $J = 13.7, 5.1$ Hz, 1 H), 3.04 (dd, $J = 13.9, 6.5$ Hz, 1 H), 2.92 (d, $J = 4.2$ Hz,

EP 2 243 766 B1

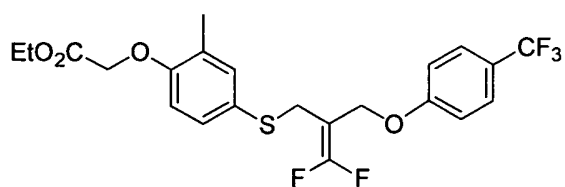
1 H), 2.23 (s, 3 H), 1.28 (t, $J = 7.1$ Hz, 3 H); MS (ES) m/z : 467 (M+Na⁺).



18-C

{2-Methyl-4-[2-oxo-3-(4-trifluoromethyl-phenoxy)-propylsulfanyl]-phenoxy}-acetic acid ethyl ester

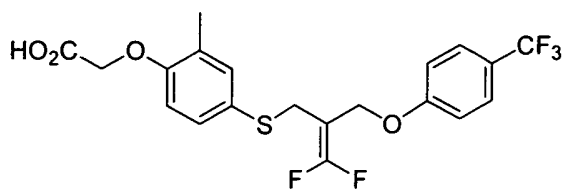
[0168] A reaction mixture of **18-B** (1.08 g, 2.43 mmol), Ac₂O (2.56 mL, 27.2 mmol), and DMSO (3.84 mL) was stirred at room temperature for 24 h, and diluted with saturated NaHCO₃ and Et₂O. The organic phase was separated, washed with water (x 3), dried, and column chromatographed (EtOAc/hexane: 1/4) to give 892 mg (83%) of **18-C**; ¹H NMR (300 MHz, CDCl₃) δ 7.53 (d, $J = 8.6$ Hz, 2 H), 7.24 (d, $J = 2.0$ Hz, 1 H), 7.20 (dd, $J = 8.4, 2.3$ Hz, 1 H), 6.88 (d, $J = 8.6$ Hz, 2 H), 6.61 (d, $J = 8.4$ Hz, 1 H), 4.77 (s, 2 H), 4.60 (s, 2 H), 4.25 (q, $J = 7.1$ Hz, 2 H), 3.72 (s, 2 H), 2.24 (s, 3 H), 1.29 (t, $J = 7.1$ Hz, 3 H); MS (ES) m/z : 465 (M+Na⁺).



18-D

{4-[3,3-Difluoro-2-(4-trifluoromethyl-phenoxy)-allylsulfanyl]-2-methyl-phenoxy}-acetic acid ethyl ester

[0169] To a flask containing THF (3 mL) at 0°C was injected Br₂CF₂ (0.091 mL, 1.0 mmol) followed by HMPT (0.364 mL, 2.00 mmol). The mixture was allowed to warm up to room temperature, and a solution of **18-C** (221 mg, 0.500 mmol) in THF (2 mL) was added. After stirring overnight, the mixture was diluted with water and extracted with EtOAc. The extracts were dried, concentrated, and chromatographed (EtOAc/hexane: 1/9) to give 186 mg (78%) of **18-D**; ¹H NMR (400 MHz, CDCl₃) δ 7.53 (d, $J = 8.6$ Hz, 2 H), 7.22 (s, 1 H), 7.18 (d, $J = 8.4$ Hz, 1 H), 6.93 (d, $J = 8.6$ Hz, 2 H), 6.59 (d, $J = 8.4$ Hz, 1 H), 4.65 (s, 2 H), 4.59 (s, 2 H), 4.24 (q, $J = 7.1$ Hz, 2 H), 3.57 (s, 2 H), 2.23 (s, 3 H), 1.27 (t, $J = 7.1$ Hz, 3 H); MS (ES) m/z : 499 (M+Na⁺).



Compound 16

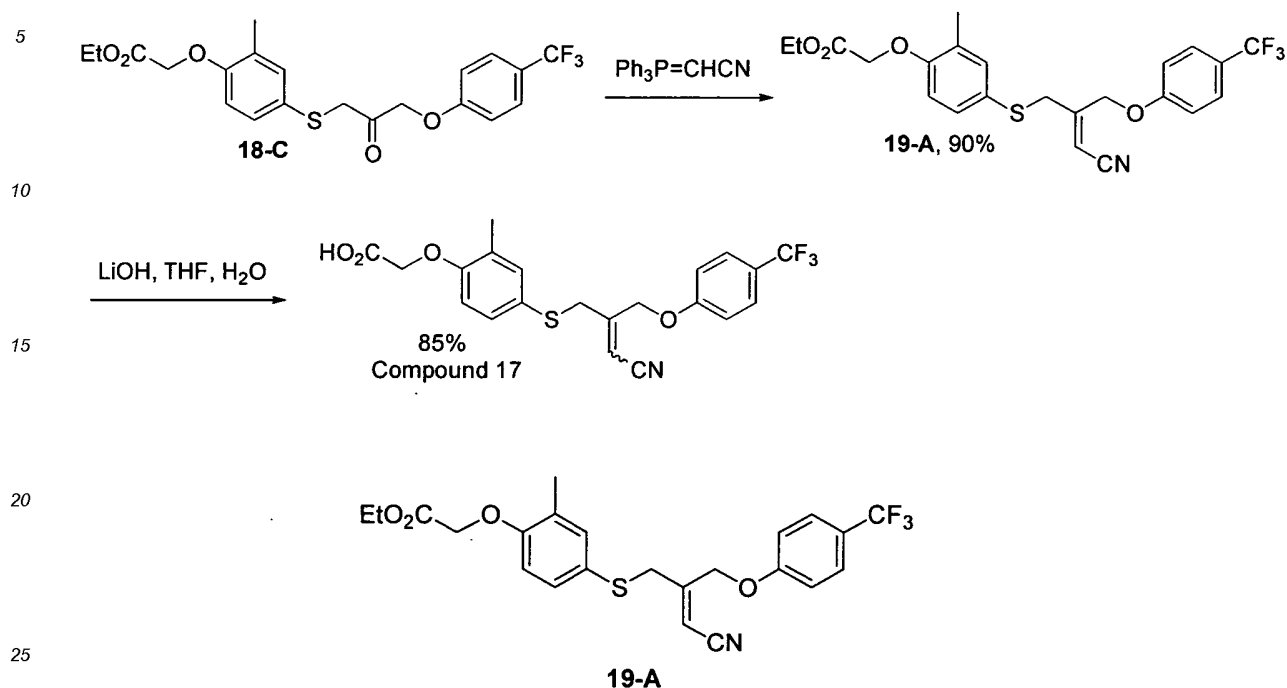
{4-[3,3-Difluoro-2-(4-trifluoromethyl-phenoxy)-allylsulfanyl]-2-methyl-phenoxy}-acetic acid

[0170] Following general procedure 2 gave **Compound 16** (91%); ¹H NMR (300 MHz, CDCl₃) δ 7.54 (d, $J = 8.7$ Hz, 2 H), 7.22 (s, 1 H), 7.19 (dd, $J = 8.4, 2.2$ Hz, 1 H), 6.94 (d, $J = 8.7$ Hz, 2 H), 6.62 (d, $J = 8.4$ Hz, 1 H), 4.66 (s, 4 H), 3.58 (t, $J = 1.7$ Hz, 2 H), 2.22 (s, 3 H); MS (ES) m/z : 471 (M+Na⁺).

Example XVII

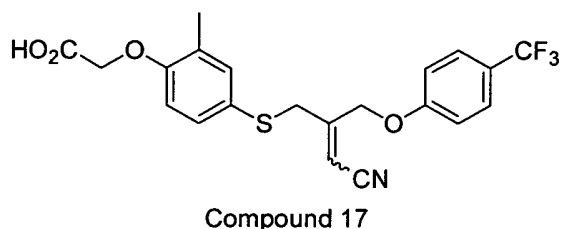
[0171]

Scheme 19



{4-[3-Cyano-2-(4-trifluoromethyl-phenoxy)methyl]-allylsulfanyl]-2-methyl-phenoxy}-acetic acid ethyl ester

[0172] A mixture of **18-C** (80 mg, 0.18 mmol) and (triphenylphosphoranylidene) acetonitrile (109 mg, 0.362 mmol) in CH_2Cl_2 (2 mL) was stirred at room temperature overnight and concentrated. The residue was purified by column chromatography (CH_2Cl_2 /hexane: 1/1) to give 76 mg (90%) of **19-A**; $^1\text{H NMR}$ (300 MHz, CDCl_3) δ 7.56 (d, $J = 8.7$ Hz, 2 H), 7.28-7.23 (m, 2 H), 6.93 (d, $J = 8.7$ Hz, 2 H), 6.64 (d, $J = 8.4$ Hz, 1 H), 5.49 (s, 1 H), 4.76 (d, $J = 1.7$ Hz, 2 H), 4.62 (s, 2 H), 4.25 (q, $J = 7.1$ Hz, 2 H), 3.81 (s, 2 H), 2.25 (s, 3 H), 1.28 (t, $J = 7.1$ Hz, 3 H); MS (ES) m/z : 488 ($\text{M}+\text{Na}^+$).



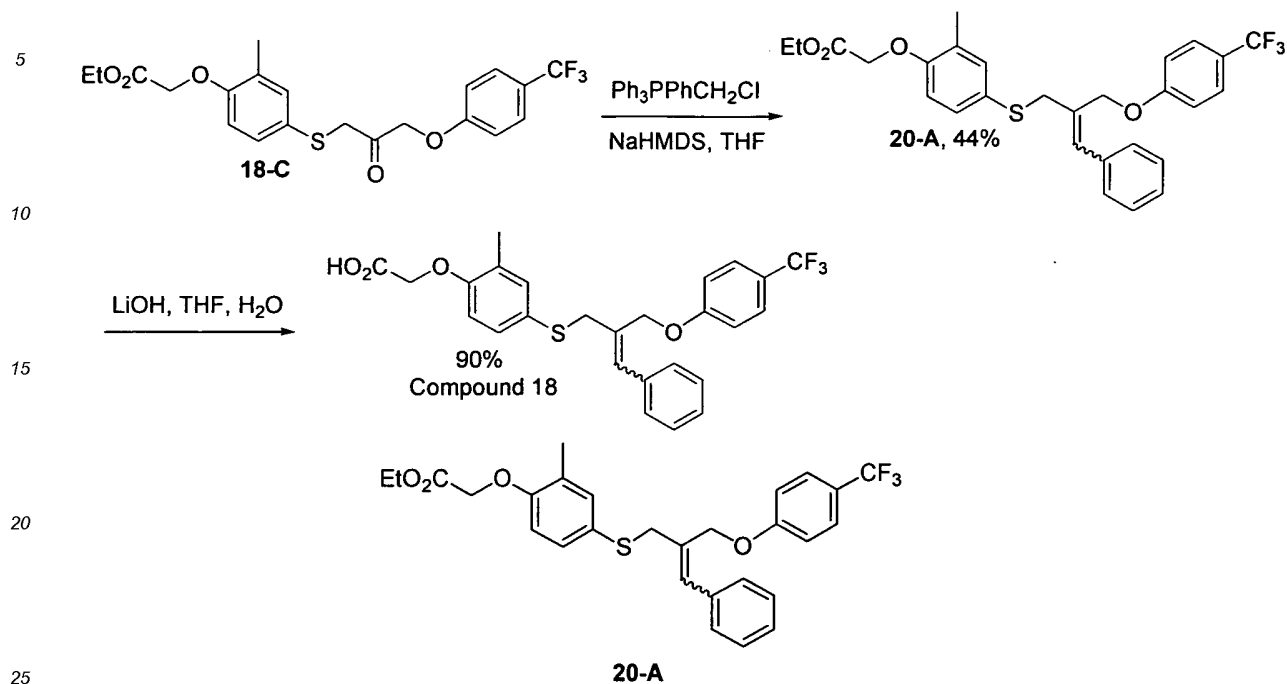
{4-[3-Cyano-2-(4-trifluoromethyl-phenoxy)methyl]-allylsulfanyl]-2-methyl-phenoxy}-acetic acid

[0173] Following general procedure 2 gave Compound 17 (85%); MS (ES) m/z : 460 ($\text{M}+\text{Na}^+$).

Example XVIII

[0174]

Scheme 20

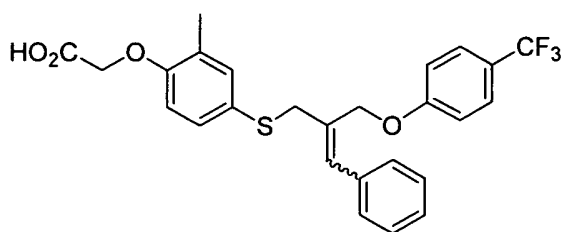


{2-Methyl-4-[3-phenyl-2-(4-trifluoromethyl-phenoxy)-allylsulfanyl]-phenoxy}-acetic acid ethyl ester

30 **[0175]** A solution of benzyltriphenylphosphonium chloride (98 mg, 0.25 mmol) in THF (2 mL) was treated with 1.0 M NaHMDS in THF (0.230 mL, 0.230 mmol) at 0°C for 30 min, and then a solution of **18-C** (100 mg, 0.226 mmol) in THF (1 mL) was added. The reaction mixture was allowed to warm up to room temperature, stirred for 2 h, diluted with saturated NaHCO₃, and extracted with Et₂O. The extracts were dried, concentrated, and column chromatographed (EtOAc/hexane: 1/9) to give 52 mg (44%) of **20-A** as a mixture of E- and Z-isomers. Major component (58% of the mixture): ¹H NMR (300 MHz, CDCl₃) δ 7.50 (d, *J* = 8.7 Hz, 2 H), 7.34-7.17 (m, 5 H), 7.11-7.06 (m, 2 H), 6.89 (d, *J* = 8.7 Hz, 2 H), 6.60 (d, *J* = 8.4 Hz, 1 H), 6.38 (s, 1 H), 4.80 (s, 2 H), 4.59 (s, 2 H), 4.24 (q, *J* = 7.1 Hz, 2 H), 3.69 (s, 2 H), 2.23 (s, 3 H), 1.27 (t, *J* = 7.1 Hz, 3 H); MS (ES) *m/z*: 539 (M+Na⁺).

35 **[0176]** Minor component (42% of the mixture): ¹H NMR (300 MHz, CDCl₃) δ 7.54 (d, *J* = 8.7 Hz, 2 H), 7.34-7.17 (m, 5 H), 7.11-7.06 (m, 2 H), 6.99 (d, *J* = 8.7 Hz, 2 H), 6.72 (s, 1 H), 6.52 (d, *J* = 9.1 Hz, 1 H), 4.76 (s, 2 H), 4.57 (s, 2 H), 4.25 (q, *J* = 7.1 Hz, 2 H), 3.80 (s, 2 H), 2.16 (s, 3 H), 1.28 (t, *J* = 7.1 Hz, 3 H).

40



45

Compound 18

50 {2-Methyl-4-[3-phenyl-2-(4-trifluoromethyl-phenoxy)-allylsulfanyl]-phenoxy}-acetic acid

[0177] Following general procedure 2 gave **Compound 18** (90%). Major component (58% of the mixture in E- and Z-isomers); ¹H NMR (300 MHz, CDCl₃) δ 7.46-6.40 (m, 13 H), 4.74 (s, 2 H), 4.28 (s, 2 H), 3.64 (s, 2 H), 2.07 (s, 3 H); MS (ES) *m/z*: 511 (M+Na⁺).

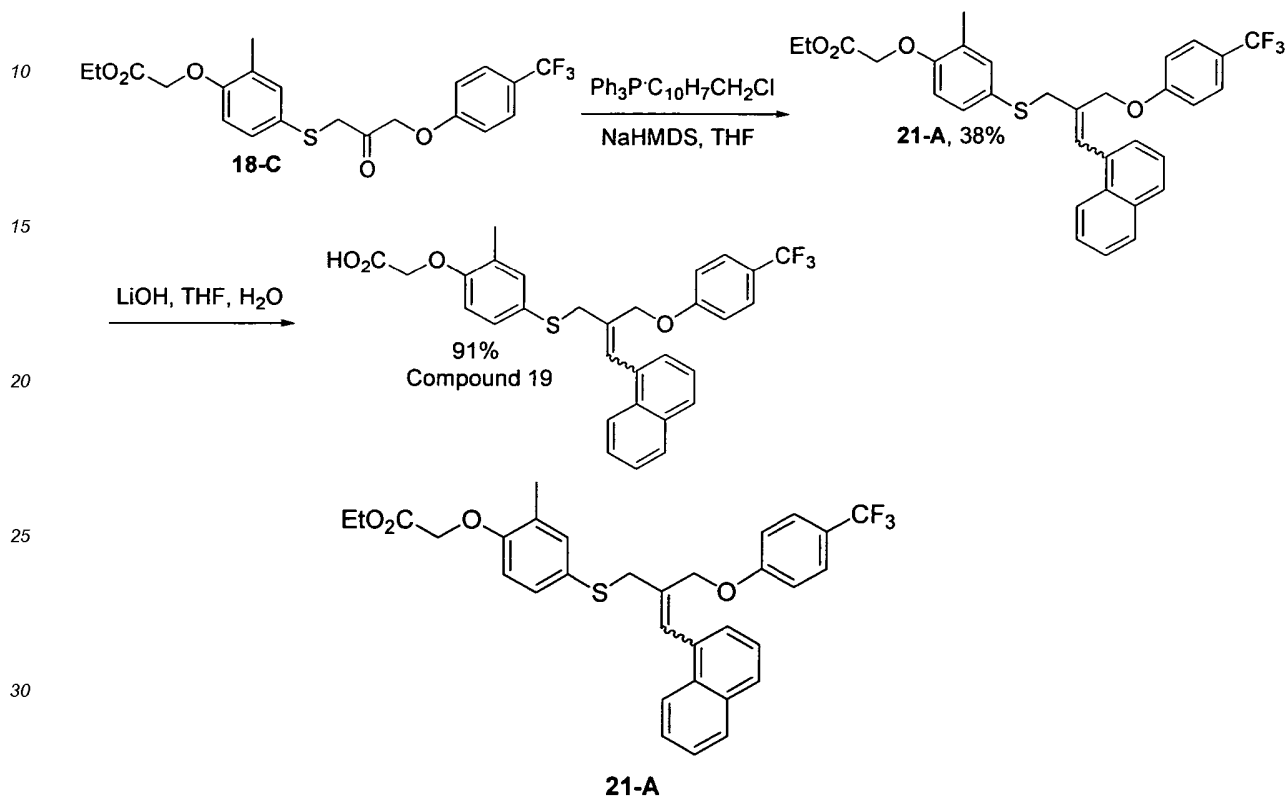
55 **[0178]** Minor component (42% of the mixture in E- and Z-isomers); ¹H NMR (300 MHz, CDCl₃) δ 7.49-6.47 (m, 13 H), 4.69 (s, 2 H), 4.28 (s, 2 H), 3.75 (s, 2 H), 2.01 (s, 3 H).

Example XIX

[0179]

5

Scheme 21

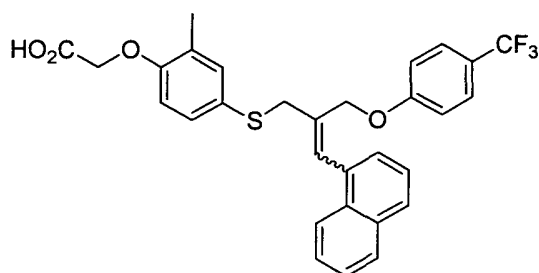


35 {2-Methyl-4-[3-naphthalen-1-yl-2-(4-trifluoromethyl-phenoxy)methyl]-allylsulfanyl]-phenoxy}acetic acid ethyl ester
[0180] A solution of (1-naphthylmethyl)triphenylphosphonium chloride (111 mg, 0.253 mmol) in THF (3 mL) was treated with 1.0 M NaHMDS in THF (0.230 mL, 0.230 mmol) at 0°C for 20 min, and then a solution of **18-C** (100 mg, 0.226 mmol) in THF (1 mL) was added. The reaction mixture was allowed to warm up to room temperature, stirred for 3 h, concentrated, and column chromatographed (EtOAc/hexane: 1/10) to give 49 mg (38%) of **21-A** as a 1:1 mixture of E- and Z-isomers; ¹H NMR (300 MHz, CDCl₃) δ 7.82 (d, *J* = 8.1 Hz, 2 H), 7.76 (d, *J* = 8.2 Hz, 2 H), 7.59-7.56 (m, 3 H), 7.49-7.15 (m, 13 H), 7.09-7.06 (m, 3 H), 6.95-6.92 (m, 2 H), 6.83-6.80 (m, 3 H), 6.65 (d, *J* = 8.2 Hz, 1 H), 6.29 (d, *J* = 8.3 Hz, 1 H), 4.95 (d, *J* = 1.0 Hz, 2 H), 4.71 (s, 2 H), 4.61 (s, 2 H), 4.47 (s, 2 H), 4.25 (q, *J* = 7.1 Hz, 2 H), 4.23 (q, *J* = 7.1 Hz, 2 H), 3.84 (s, 2 H), 3.72 (s, 2 H), 2.26 (s, 3 H), 2.00 (s, 3 H), 1.28 (t, *J* = 7.1 Hz, 3 H), 1.25 (t, *J* = 7.1 Hz, 3 H); MS (ES) *m/z*: 589 (M+Na⁺).

40

45

50



55

Compound 19

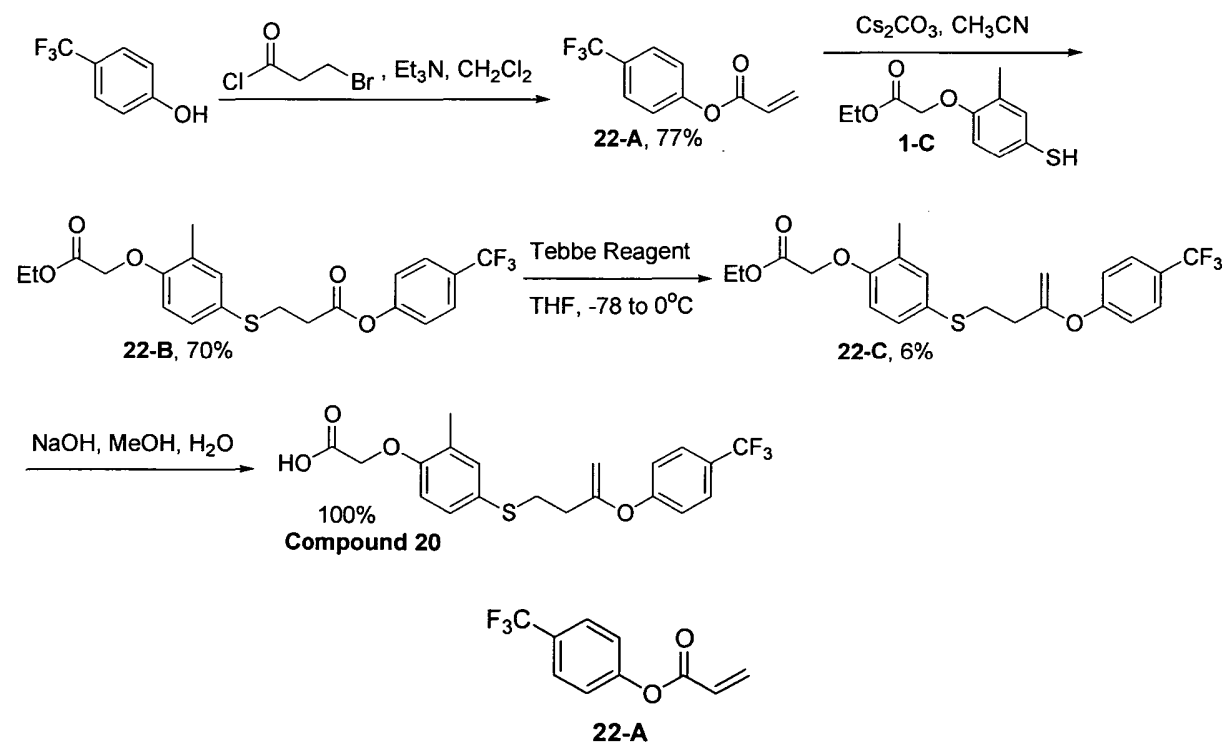
{2-Methyl-4-[3-naphthalen-1-yl-2-(4-trifluoromethyl-phenoxy)methyl]-allylsulfanyl]-phenoxy}-acetic acid

[0181] Following general procedure 2 gave **Compound 19** (91%) as a 1:1 mixture of E- and Z-isomers; $^1\text{H NMR}$ (300 MHz, CDCl_3) δ 7.64-6.66 (m, 30 H), 4.76 (s, 2 H), 4.56 (s, 2 H), 3.92 (s, 4 H), 3.68 (s, 2 H), 3.57 (s, 2 H), 1.97 (s, 3 H), 1.72 (s, 3 H); MS (ES) m/z : 537 (M^+H^+).

5 **Example XX**

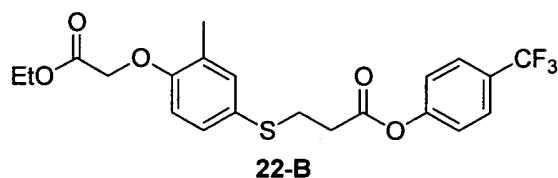
[0182]

10 **Scheme 22**



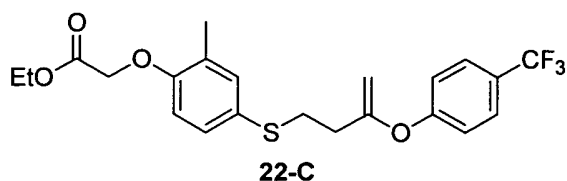
Acrylic acid 4-trifluoromethyl-phenyl ester

[0183] To a solution of trifluoromethylphenol (2.00 g, 12.3 mmol) in CH_2Cl_2 (20 mL) at 0°C were added 3-bromopropionyl chloride (2.55 g, 14.9 mmol) and triethylamine (3.4 mL, 24 mmol). After stirring at room temperature overnight, the solvent was evaporated under reduced pressure. To the residue was added Et_2O , and the solid was filtered and rinsed with Et_2O . The filtrate was washed with water, dried, concentrated, and purified by column chromatography to give 2.04 g (77%) of **22-A** as a yellow oil; $^1\text{H NMR}$ (300 MHz, CDCl_3) δ 7.67 (d, $J = 8.4$ Hz, 2 H), 7.27 (d, $J = 8.3$ Hz, 2 H), 6.64 (dd, $J = 17.3, 1.2$ Hz, 1 H), 6.33 (dd, $J = 17.3, 10.4$ Hz, 1 H), 6.06 (dd, $J = 10.4, 1.2$ Hz, 1 H);



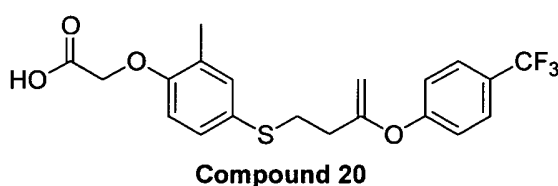
3-(4-Ethoxycarbonylmethoxy-3-methyl-phenylsulfanyl)-propionic acid 4-trifluoromethyl-phenyl ester

[0184] Following general procedure 3 gave **22-B** (70%, clear oil); $^1\text{H NMR}$ (300 MHz, CDCl_3) δ 7.65 (d, $J = 8.5$ Hz, 2 H), 7.29 (s, 1 H), 7.26 (dd, $J = 8.3, 2.3$ Hz, 1 H), 7.21 (d, $J = 8.7$ Hz, 2 H), 6.65 (d, $J = 8.3$ Hz, 1 H), 4.63 (s, 2 H), 4.27 (q, $J = 7.1$ Hz, 2 H), 3.16 (t, $J = 7.2$ Hz, 2 H), 2.84 (t, $J = 7.2$ Hz, 2 H), 2.28 (s, 3 H), 1.30 (t, $J = 7.1$ Hz, 3 H); MS (ES) m/z : 465 (M^+Na^+).



{2-Methyl-4-[3-(4-trifluoromethyl-phenoxy)-but-3-enylsulfanyl]-phenoxy}-acetic acid ethyl ester

10 **[0185]** To a solution of **22-B** (540 mg, 1.22 mmol) in THF (10 mL) at -20°C was added 0.5 M Tebbe reagent (3.0 mL, 1.5 mmol) in toluene. The mixture was stirred at -20°C for 1 h then allowed to warm up to 0°C, quenched with saturated NH₄Cl, and partitioned between Et₂O and water. The organic layer was dried, concentrated, and purified by column chromatography and preparative TLC (SiO₂) twice to give 44 mg (8%) of **22-C** as a clear oil; ¹H NMR (400 MHz, CDCl₃) δ 7.59 (d, *J* = 8.7 Hz, 2 H), 7.25 (d, *J* = 2.2 Hz, 1 H), 7.20 (dd, *J* = 8.4, 2.3 Hz, 1 H), 7.13 (d, *J* = 8.6 Hz, 2 H), 6.63 (d, *J* = 8.4 Hz, 1 H), 4.63 (s, 2 H), 4.36 (d, *J* = 2.0 Hz, 1 H), 4.27 (q, *J* = 7.1 Hz, 2 H), 4.16 (d, *J* = 2.1 Hz, 1 H), 3.08 (t, *J* = 7.5 Hz, 2 H), 2.55 (t, *J* = 7.5 Hz, 2 H), 2.27 (s, 3 H), 1.30 (t, *J* = 7.1 Hz, 3 H); MS (ES) *m/z*: 463 (M+Na⁺).



25 {2-Methyl-4-[3-(4-trifluoromethyl-phenoxy)-but-3-enylsulfanyl]-phenoxy}-acetic acid

30 **[0186]** Following general procedure 2 gave **Compound 20** (100%, clear oil); ¹H NMR (300 MHz, CDCl₃) δ 7.59 (d, *J* = 8.6 Hz, 2 H), 7.24 (s, 1 H), 7.20 (d, *J* = 8.2 Hz, 1 H), 7.12 (d, *J* = 8.3 Hz, 2 H), 6.66 (d, *J* = 8.2 Hz, 1 H), 4.67 (s, 2 H), 4.36 (d, *J* = 1.9 Hz, 1 H), 4.16 (d, *J* = 2.1 Hz, 1 H), 3.08 (t, *J* = 7.4 Hz, 2 H), 2.54 (t, *J* = 7.4 Hz, 2 H), 2.26 (s, 3 H); MS (ES) *m/z*: 435 (M+Na⁺).

Example XXI

35 **[0187]**

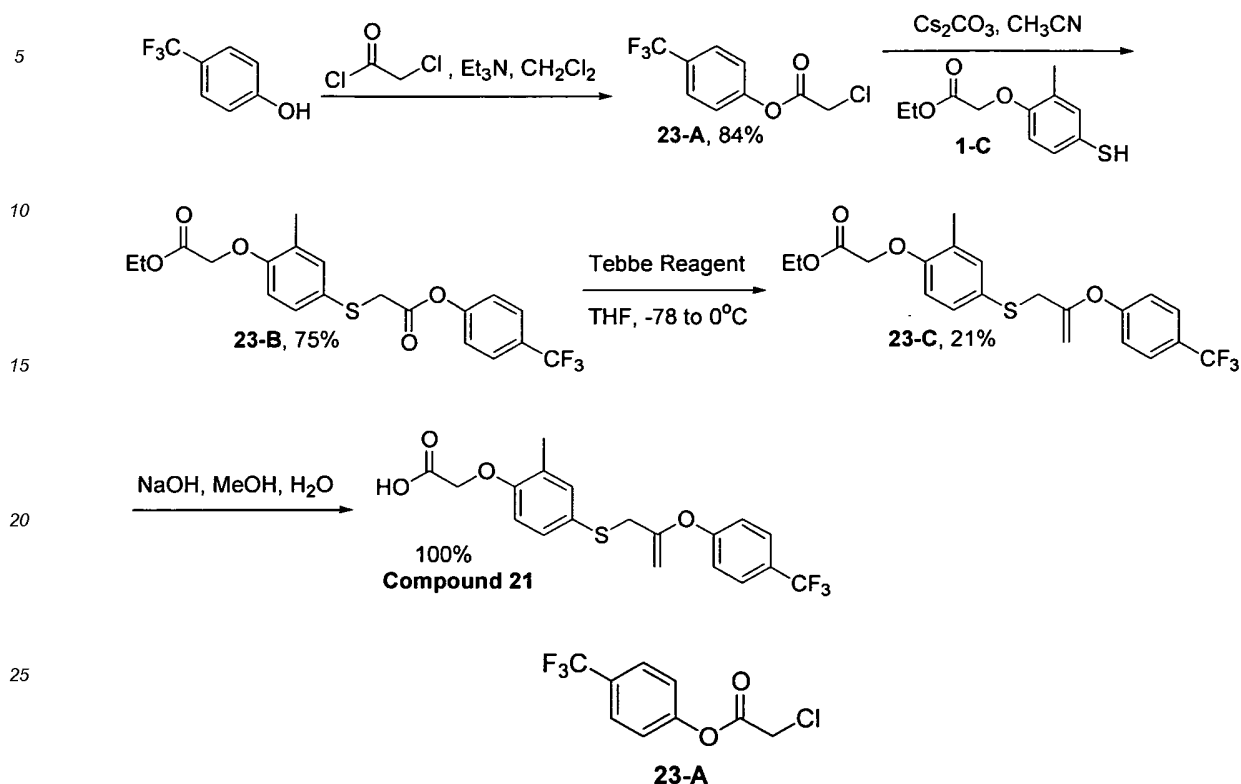
40

45

50

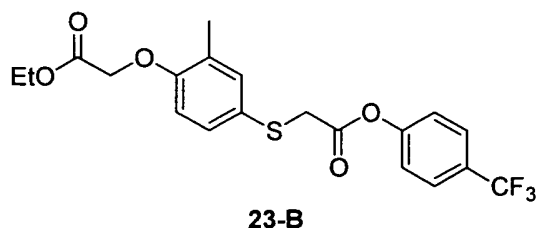
55

Scheme 23



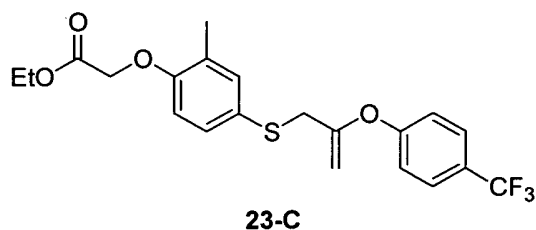
Chloro-acetic acid 4-trifluoromethyl-phenyl ester

[0188] To a solution of trifluoromethylphenol (300 mg, 1.85 mmol) in CH_2Cl_2 (5 mL) at 0°C were added chloroacetyl chloride (255 mg, 2.26 mmol) and triethylamine (290 mg, 2.87 mmol). After stirring at room temperature overnight, the reaction mixture was diluted with water and extracted with CH_2Cl_2 . The extracts were dried, concentrated, and purified by column chromatography to give 370 mg (84%) of **23-A** as a yellow oil; $^1\text{H NMR}$ (300 MHz, CDCl_3) δ 7.68 (d, $J = 8.5$ Hz, 2 H), 7.28 (d, $J = 8.4$ Hz, 2 H), 4.32 (s, 2 H).



[2-Methyl-4-(4-trifluoromethyl-phenoxy)carbonylmethylsulfanyl]-phenoxy]-acetic acid ethyl ester

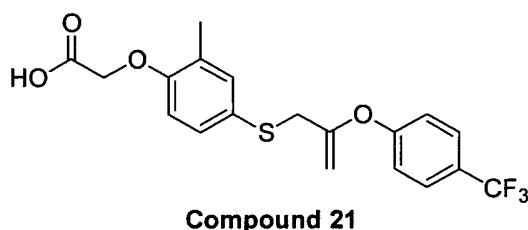
[0189] Following general procedure 3 gave **23-B** (75%, clear oil); $^1\text{H NMR}$ (300 MHz, CDCl_3) δ 7.63 (d, $J = 8.6$ Hz, 2 H), 7.37 (s, 1 H), 7.34 (d, $J = 8.4$ Hz, 1 H), 7.11 (d, $J = 8.5$ Hz, 2 H), 6.65 (d, $J = 8.4$ Hz, 1 H), 4.64 (s, 2 H), 4.26 (q, $J = 7.1$ Hz, 2 H), 3.73 (s, 2 H), 2.27 (s, 3 H), 1.29 (t, $J = 7.1$ Hz, 3 H); MS (ES) m/z : 451 ($\text{M}+\text{Na}^+$).



EP 2 243 766 B1

{2-Methyl-4-[2-(4-trifluoromethyl-phenoxy)-allylsulfanyl]-phenoxy}-acetic acid ethyl ester

[0190] To a solution of **23-B** (180 mg, 0.421 mmol) in THF (1 mL) at -78°C was added 0.5 M Tebbe reagent (1.0 mL, 0.5 mmol) in toluene. The mixture was stirred at -78°C to 0°C for 1 h, quenched with 6 drops of 2 M NaOH aqueous solution, and filtered through Celite. The filtrate was dried over Na₂SO₄, concentrated, and purified by column chromatography to give 37 mg (21%) of **23-C** as a clear oil; ¹H NMR (400 MHz, CDCl₃) δ 7.58 (d, *J* = 8.4 Hz, 2 H), 7.29 (s, 1 H), 7.25 (d, *J* = 2.4 Hz, 1 H), 7.09 (d, *J* = 8.5 Hz, 2 H), 6.64 (d, *J* = 8.4 Hz, 1 H), 4.64 (s, 2 H), 4.40 (d, *J* = 2.0 Hz, 1 H), 4.27 (q, *J* = 7.1 Hz, 2 H), 4.19 (d, *J* = 2.0 Hz, 1 H), 3.59 (s, 2 H), 2.27 (s, 3 H), 1.30 (t, *J* = 7.1 Hz, 3 H); MS (ES) *m/z*: 449 (M+Na⁺).



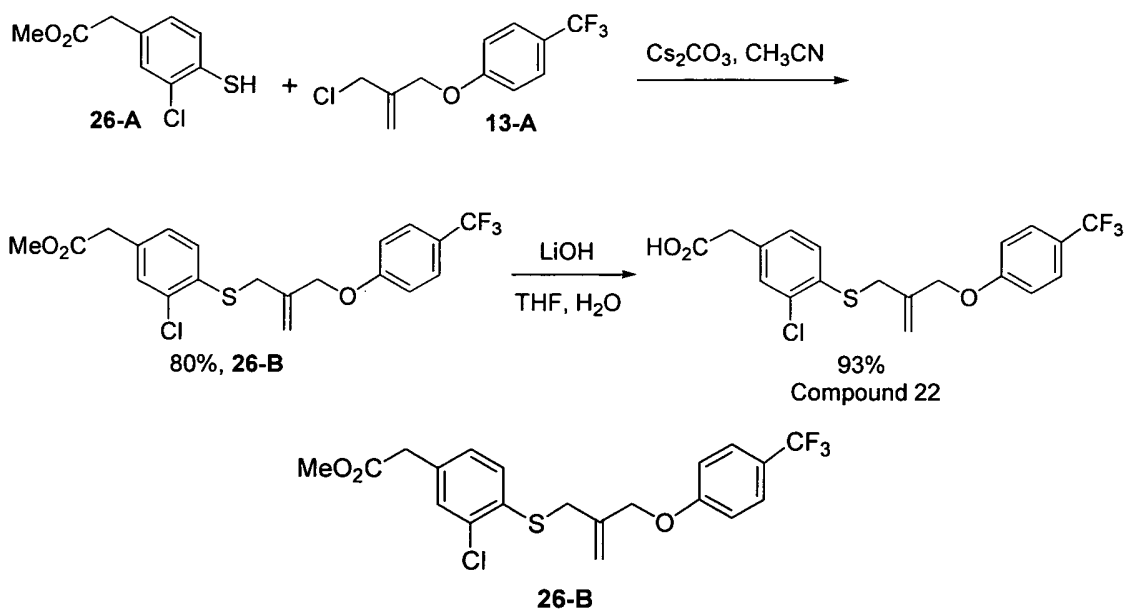
{2-Methyl-4-[2-(4-trifluoromethyl-phenoxy)-allylsulfanyl]-phenoxy}-acetic acid

[0191] Following general procedure 2 gave **Compound 21** (100%, clear oil); ¹H NMR (300 MHz, CDCl₃) δ 7.58 (d, *J* = 8.5 Hz, 2 H), 7.27 (m, 2 H), 7.09 (d, *J* = 8.3 Hz, 2 H), 6.67 (d, *J* = 8.1 Hz, 1 H), 4.69 (s, 2 H), 4.40 (d, *J* = 2.4 Hz, 1 H), 4.19 (d, *J* = 2.3 Hz, 1 H), 3.59 (s, 2 H), 2.26 (s, 3 H); MS (ES) *m/z*: 421 (M+Na⁺); FAB-HRMS (M⁺). Calcd 398.0800, found 398.0800.

Example XXII

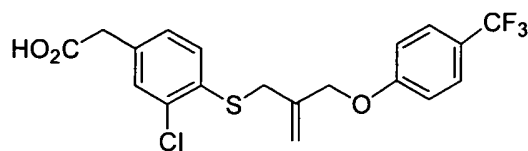
[0192]

Scheme 26



{3-Chloro-4-[2-(4-trifluoromethyl-phenoxy)-allylsulfanyl]-phenyl}-acetic acid methyl ester

[0193] Replacing (4-mercapto-2-methyl-phenoxy)-acetic acid ethyl ester **1-C** with (3-chloro-4-mercaptophenyl) acetic acid methyl ester **26-A** (see **WO 9932465**) and following general procedure 3 gave the title compound **26-B** (80%); ¹H NMR (300 MHz, CDCl₃) δ 7.53 (d, *J* = 8.5 Hz, 2 H), 7.31 (d, *J* = 1.8 Hz, 1 H), 7.29 (d, *J* = 8.1 Hz, 1 H), 7.09 (dd, *J* = 8.1, 1.9 Hz, 1 H), 6.96 (d, *J* = 8.5 Hz, 2 H), 5.23 (s, 1 H), 5.18 (d, *J* = 0.7 Hz, 1 H), 4.67 (s, 2 H), 3.70 (s, 5 H), 3.56 (s, 2 H); MS (ES) *m/z*: 453 (M+Na⁺). Anal. Calcd for C₂₀H₁₈ClF₃O₃S: C, 55.75; H, 4.21. Found: C, 55.58; H, 3.86.



Compound 22

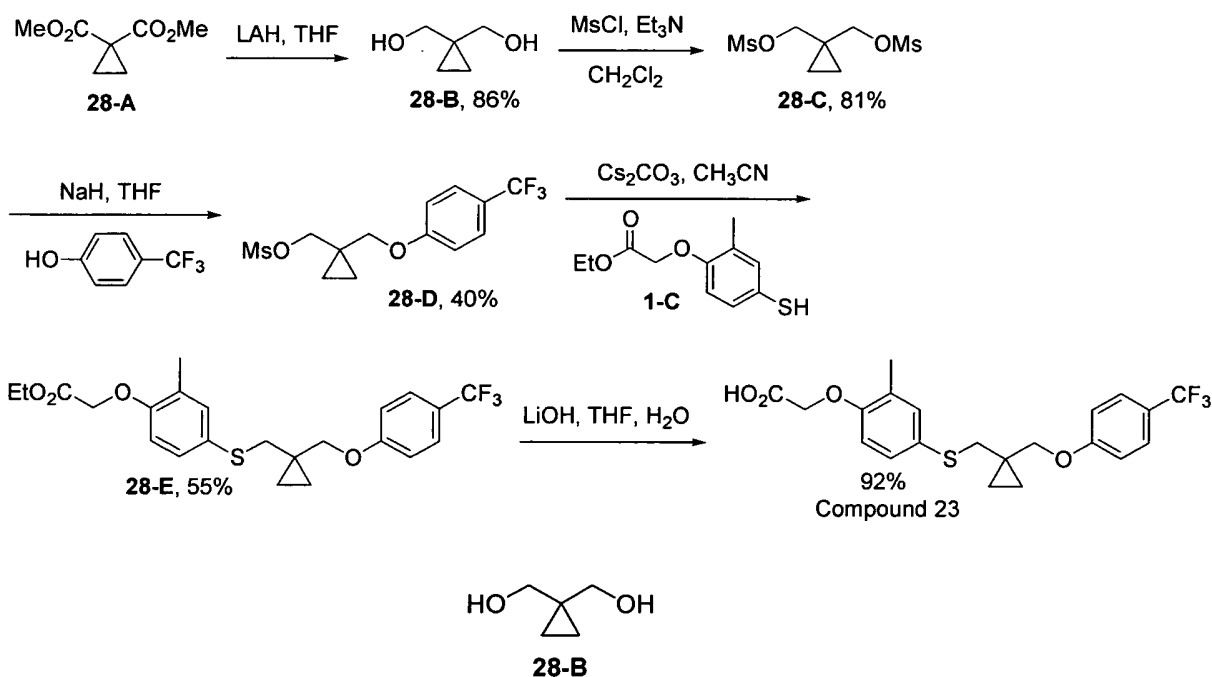
{3-Chloro-4-[2-(4-trifluoromethyl-phenoxy)methyl]-allylsulfanyl]-phenyl}-acetic acid

[0194] Following general procedure 2 gave **Compound 22** (93%); $^1\text{H NMR}$ (300 MHz, CDCl_3) δ 7.52 (d, $J = 8.7$ Hz, 2 H), 7.31 (d, $J = 1.7$ Hz, 1 H), 7.28 (d, $J = 8.1$ Hz, 1 H), 7.08 (dd, $J = 8.1, 1.7$ Hz, 1 H), 6.96 (d, $J = 8.7$ Hz, 2 H), 5.24 (s, 1 H), 5.19 (s, 1 H), 4.66 (s, 2 H), 3.71 (s, 2 H), 3.57 (s, 2 H); MS (ES) m/z : 439 ($\text{M}+\text{Na}^+$). Anal. Calcd for $\text{C}_{19}\text{H}_{16}\text{ClF}_3\text{O}_3\text{S}$: C, 54.75; H, 3.87. Found: C, 54.45; H, 3.54.

Example XXIII

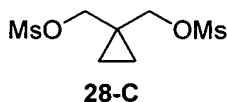
[0195]

Scheme 28



(1-Hydroxymethyl-cyclopropyl)-methanol

[0196] To a solution of dimethyl 1,1-cyclopropanedicarboxylate **28-A** (791 mg, 5.01 mmol) in Et_2O (20 mL) at 0°C was added lithium aluminum hydride (569 mg, 15.0 mmol) portionwise. The reaction mixture was stirred at room temperature for 4 h and quenched with saturated Na_2SO_4 at 0°C . The precipitated solid was filtered and washed with THF. The filtrate was concentrated and purified by column chromatography (EtOAc) to give 440 mg (86%) of **28-B**; $^1\text{H NMR}$ (300 MHz, CDCl_3) δ 4.02 (s, 2 H), 3.56 (s, 4 H), 0.48 (s, 4 H); MS (ES) m/z : 125 ($\text{M}+\text{Na}^+$).

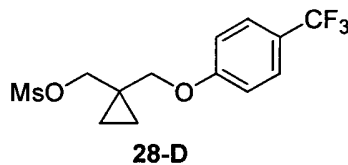


Methanesulfonic acid 1-methanesulfonyloxymethyl-cyclopropylmethyl ester

[0197] To a solution of **28-B** (440 mg, 4.31 mmol) in CH_2Cl_2 (6 mL) at 0°C were added Et_3N (2.59 mL, 17.2 mmol)

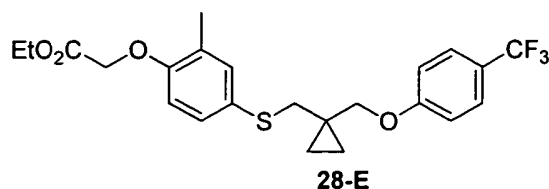
EP 2 243 766 B1

and a solution of methanesulfonyl chloride (1.48 g, 12.9 mmol) in CH₂Cl₂ (4 mL). The mixture was stirred at room temperature for 2 h and diluted with 1.0 N HCl. The organic layer was separated and the aqueous layer was extracted with CH₂Cl₂ (x 3). The combined organic phases were dried, concentrated, and column chromatographed (EtOAc/hexane: 1/1) to provide 901 mg (81%) of **28-C**; ¹H NMR (300 MHz, CDCl₃) δ 4.17 (s, 4 H), 3.06 (s, 6 H), 0.83 (s, 4 H); MS (ES) m/z: 281 (M+Na⁺).



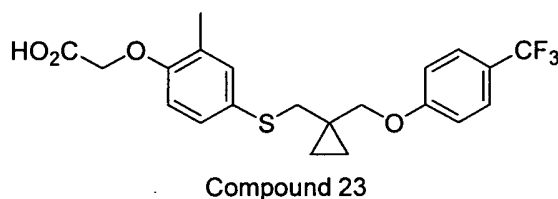
Methanesulfonic acid 1-(4-(4-trifluoromethylphenoxy)methyl)cyclopropylmethyl ester

[0198] To a suspension of NaH (44 mg, 1.1 mmol; 60% in mineral oil) in THF (1 mL) was added a solution of 4-trifluoromethylphenol (178 mg, 1.10 mmol) in THF (1 mL). After stirring for 30 min at room temperature, the mixture was transferred to a flask containing a solution of **28-C** (310 mg, 1.20 mmol) in DMF (2 mL). The resulting mixture was refluxed for 6 h and allowed to cool to room temperature, diluted with water, and extracted with Et₂O. The extracts were dried, concentrated, and column chromatographed (EtOAc/hexane: 1/4) to give 141 mg (40%) of **28-D**; ¹H NMR (300 MHz, CDCl₃) δ 7.54 (d, *J* = 8.7 Hz, 2 H), 6.96 (d, *J* = 8.6 Hz, 2 H), 4.26 (s, 2 H), 3.92 (s, 2 H), 2.97 (s, 3 H), 0.802 (s, 2 H), 0.798 (s, 2 H); MS (ES) m/z: 347 (M+Na⁺).



{2-Methyl-4-[1-(4-(4-trifluoromethylphenoxy)methyl)cyclopropylmethylsulfanyl]-phenoxy}-acetic acid ethyl ester

[0199] Following general procedure 3 gave **28-E** (55%); ¹H NMR (300 MHz, CDCl₃) δ 7.50 (d, *J* = 8.6 Hz, 2 H), 7.20 (d, *J* = 1.8 Hz, 1 H), 7.15 (dd, *J* = 8.4, 2.2 Hz, 1 H), 6.88 (d, *J* = 8.6 Hz, 2 H), 6.50 (d, *J* = 8.4 Hz, 1 H), 4.53 (s, 2 H), 4.24 (q, *J* = 7.1 Hz, 2 H), 3.91 (s, 2 H), 3.05 (s, 2 H), 2.17 (s, 3 H), 1.28 (t, *J* = 7.1 Hz, 3 H), 0.65-0.55 (m, 4 H); MS (ES) m/z: 477 (M+Na⁺). Anal. Calcd for C₂₃H₂₅F₃O₄S: C, 60.78; H, 5.54. Found: C, 60.98; H, 5.43.



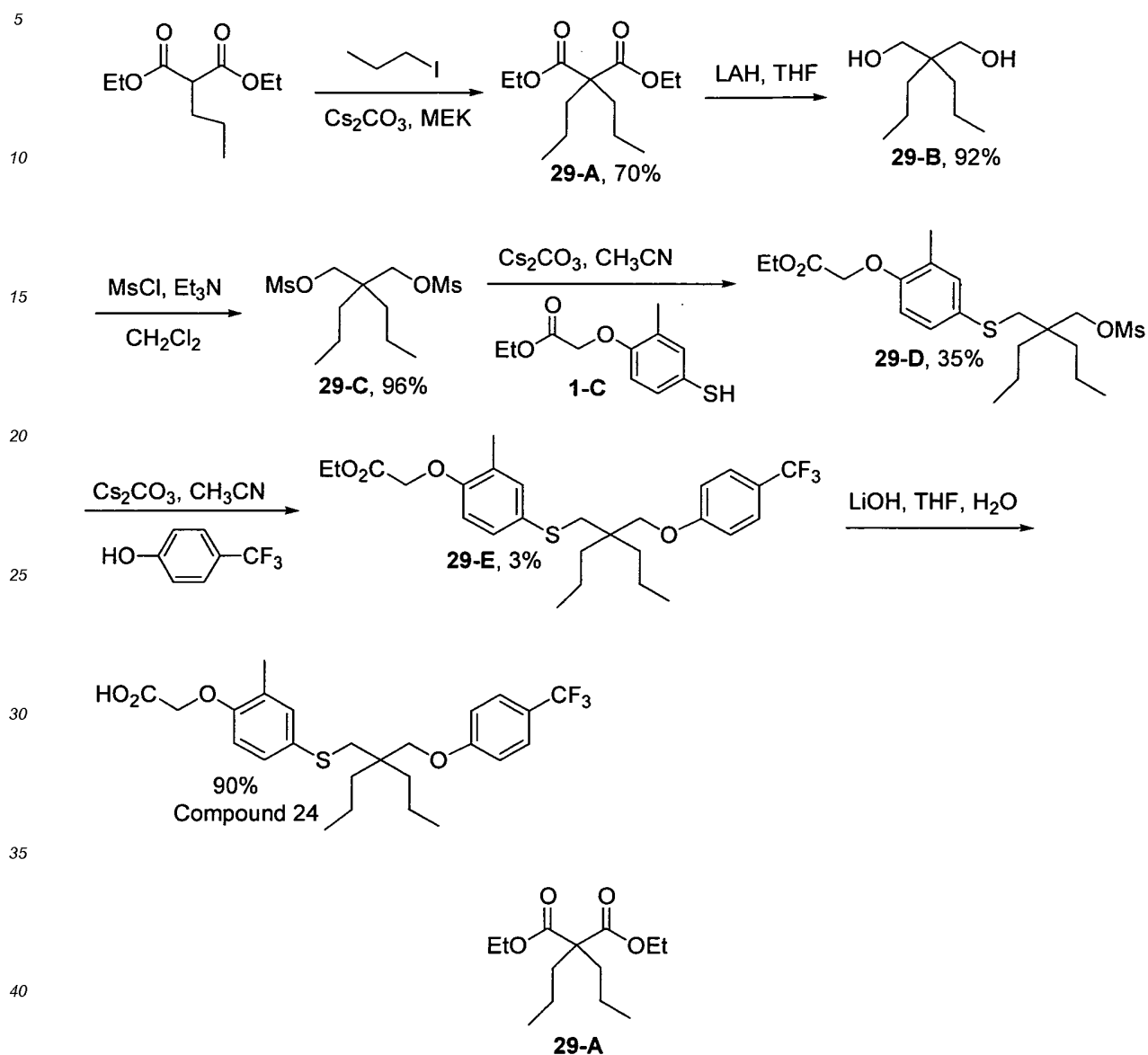
{2-Methyl-4-[1-(4-(4-trifluoromethylphenoxy)methyl)cyclopropylmethylsulfanyl]-phenoxy}-acetic acid

[0200] Following general procedure 2 gave **Compound 23** (92%); ¹H NMR (300 MHz, CDCl₃) δ 9.67 (brs, 1 H), 7.49 (d, *J* = 8.7 Hz, 2 H), 7.20 (s, 1 H), 7.16 (dd, *J* = 8.4, 2.1 Hz, 1 H), 6.87 (d, *J* = 8.6 Hz, 2 H), 6.52 (d, *J* = 8.4 Hz, 1 H), 4.58 (s, 2 H), 3.91 (s, 2 H), 3.06 (s, 2 H), 2.16 (s, 3 H), 0.66-0.56 (m, 4 H); MS (ES) m/z: 449 (M+Na⁺).

Example XXIV

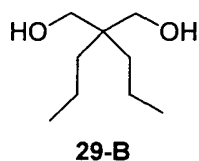
[0201]

Scheme 29



2,2-Dipropyl-malonic acid diethyl ester

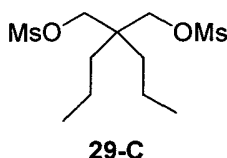
45 **[0202]** A mixture of diethyl propylmalonate (2.02 mg, 1.00 mmol), 1-iodopropane (255 mg, 1.50 mmol), and Cs₂CO₃ (424 mg, 1.30 mmol) in 2-butanone (5 mL) was heated at 70°C for 15 h and filtered. The filtrate was concentrated and column chromatographed (EtOAc/hexane:1/19) to give 170 mg (70%) of **29-A**; ¹H NMR (300 MHz, CDCl₃) δ 4.17 (q, *J* = 7.1 Hz, 4 H), 1.88-1.82 (m, 4 H), 1.25-1.12 (m, 4 H), 1.24 (t, *J* = 7.1 Hz, 6 H), 0.92 (t, *J* = 7.2 Hz, 6 H); MS (ES) *m/z*: 267 (M+Na⁺).



2,2-Dipropyl-propane-1,3-diol

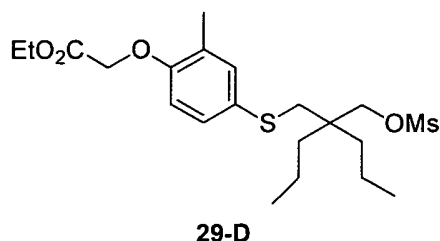
EP 2 243 766 B1

[0203] To a suspension of lithium aluminum hydride (52 mg, 1.4 mmol) in THF (1 mL) at 0°C was added a solution of **29-A** (167 mg, 0.684 mmol) in THF. The reaction mixture was stirred at room temperature for 2 h, quenched with water (0.1 mL) at 0°C, and diluted with 5.0 M NaOH (0.1 mL) and water (1 mL). The precipitated solid was filtered and washed with MeOH/CH₂Cl₂. The filtrate was concentrated and purified by column chromatography (EtOAc/hexane: 1/1) to give 101 mg (92%) of **29-B**; ¹H NMR (300 MHz, CDCl₃) δ 3.57 (s, 4 H), 2.47 (s, 2 H), 1.26-1.23 (m, 8 H), 0.95-0.90 (m, 6 H); MS (ES) m/z: 183 (M+Na⁺).



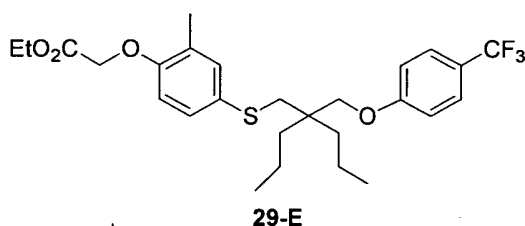
Methanesulfonic acid 2-methanesulfonyloxymethyl-2-propyl-pentyl ester

[0204] To a solution of **29-B** (96 mg, 0.60 mmol) in CH₂Cl₂ (1.5 mL) at 0°C were added Et₃N (0.334 mL, 2.40 mmol) and methanesulfonyl chloride (207 mg, 1.81 mmol). The mixture was stirred at room temperature for 1 h and diluted with saturated NaHCO₃. The organic layer was separated and the aqueous layer was extracted with CH₂Cl₂ (x 3). The combined organic phases were dried, concentrated, and column chromatographed (EtOAc/hexane: 1/1) to provide 182 mg (96%) of **29-C**; ¹H NMR (300 MHz, CDCl₃) δ 4.04 (s, 4 H), 3.04 (s, 6 H), 1.31-1.28 (m, 8 H), 0.96-0.91 (m, 6 H); MS (ES) m/z: 339 (M+Na⁺).



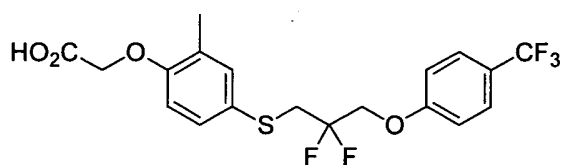
[4-(2-Methanesulfonyloxymethyl-2-propyl-pentylsulfanyl)-2-methyl-phenoxy]-acetic acid ethyl ester

[0205] Following general procedure 3 gave **29-D** (35%); ¹H NMR (300 MHz, CDCl₃) δ 7.23 (d, *J* = 1.6 Hz, 1 H), 7.19 (dd, *J* = 8.5, 2.1 Hz, 1 H), 6.62 (d, *J* = 8.4 Hz, 1 H), 4.61 (s, 2 H), 4.25 (q, *J* = 7.1 Hz, 2 H), 4.06 (s, 2 H), 2.89 (s, 2 H), 2.88 (s, 3 H), 2.26 (s, 3 H), 1.36-1.24 (m, 8 H), 1.29 (t, *J* = 7.1 Hz, 3 H), 1.20 (t, *J* = 7.0 Hz, 6 H); MS (ES) m/z: 469 (M+Na⁺).



{2-Methyl-4-[2-propyl-2-(4-trifluoromethyl-phenoxy)methyl]-pentylsulfanyl]-phenoxy}-acetic acid ethyl ester

[0206] A mixture of **29-D** (78 mg, 0.17 mmol), Cs₂CO₃ (111 mg, 0.341 mmol), and trifluoromethylphenol (85 mg, 0.52 mmol) in CH₃CN (2 mL) was refluxed overnight. More Cs₂CO₃ (111 mg, 0.341 mmol) and trifluoromethylphenol (85 mg, 0.52 mmol) were added, and the mixture was refluxed for 24 h. TLC showed very small amount of the desired product and a large amount of starting materials. More Cs₂CO₃ (111 mg, 0.341 mmol) and trifluoromethylphenol (85 mg, 0.52 mmol) were added, and the mixture was refluxed for another 24 h. Water was added, and the mixture was extracted with Et₂O (x 3). The extracts were dried, concentrated, and column chromatographed (EtOAc/hexane: 1/9) to provide 3 mg (3%) of **29-E**; ¹H NMR (400 MHz, CDCl₃) δ 7.47 (d, *J* = 8.7 Hz, 2 H), 7.15 (s, 1 H), 7.11 (dd, *J* = 8.4, 1.8 Hz, 1 H), 6.81 (d, *J* = 8.6 Hz, 2 H), 6.43 (d, *J* = 8.4 Hz, 1 H), 4.49 (s, 2 H), 4.24 (q, *J* = 7.1 Hz, 2 H), 3.76 (s, 2 H), 3.00 (s, 2 H), 2.14 (s, 2 H), 1.43-1.39 (m, 4 H), 1.30-1.20 (m, 7 H), 0.89 (t, *J* = 7.1 Hz, 6 H); MS (ES) m/z: 535 (M+Na⁺).



Compound 25

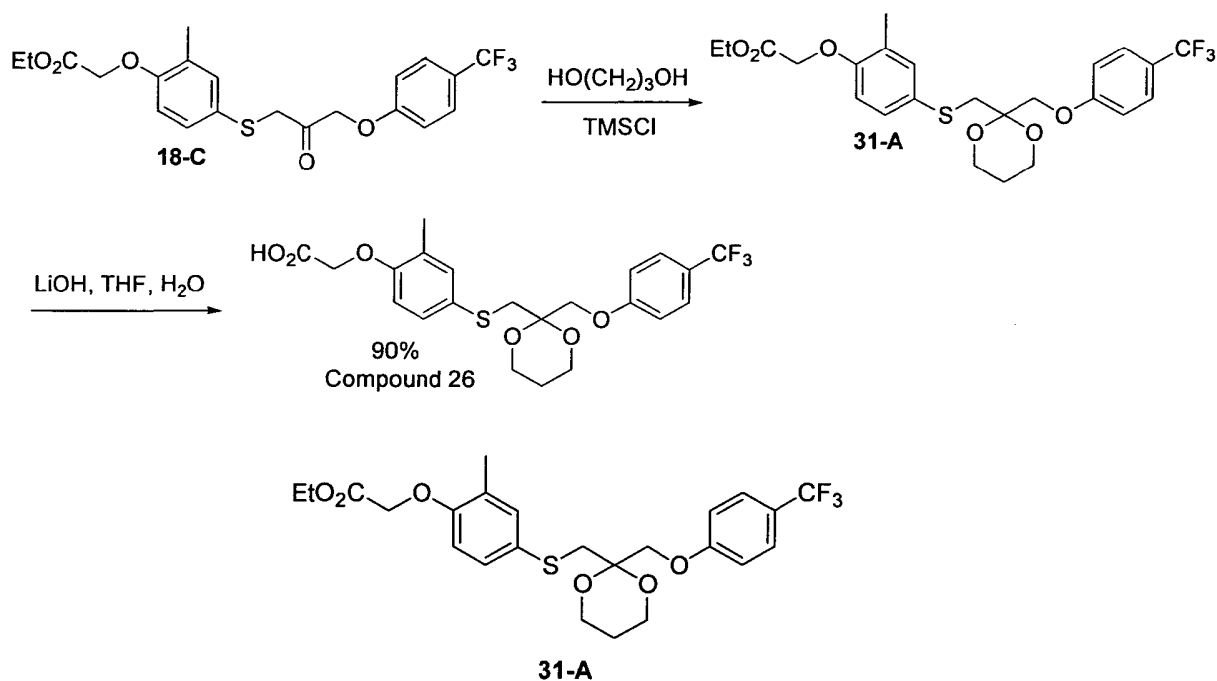
{4-[2,2-Difluoro-3-(4-trifluoromethyl-phenoxy)-propylsulfanyl]-2-methyl-phenoxy}-acetic acid

[0210] Following general procedure 2 gave **Compound 25** (91%); $^1\text{H NMR}$ (300 MHz, CDCl_3) δ 10.47 (brs, 1 H), 7.51 (d, $J = 8.6$ Hz, 2 H), 7.21 (m, 2 H), 6.81 (d, $J = 8.6$ Hz, 2 H), 6.49 (d, $J = 8.3$ Hz, 1 H), 4.56 (s, 2 H), 4.25 (t, $J = 11.1$ Hz, 2 H), 3.42 (t, $J = 14.1$ Hz, 2 H), 2.15 (s, 3 H); MS (ES) m/z : 459 ($\text{M}+\text{Na}^+$).

Example XXVI

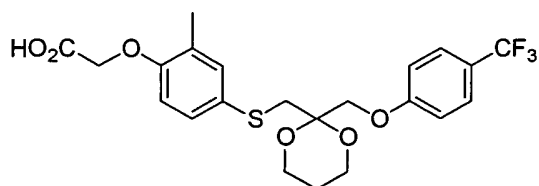
[0211]

Scheme 31



{2-Methyl-4-[2-(4-trifluoromethyl-phenoxy)-[1,3]dioxan-2-ylmethylsulfanyl]-phenoxy}-acetic acid ethyl ester

[0212] A mixture of **18-C** (270 mg, 0.611 mmol) and trimethylsilyl chloride (265 mg, 2.44 mmol) in 1,3-propanediol (1 mL) was stirred at room temperature overnight, diluted with 5% NaHCO_3 , and extracted with Et_2O . The extracts were washed with 5% NaHCO_3 and brine, dried, and concentrated to give the crude **31-A**; $^1\text{H NMR}$ (300 MHz, CDCl_3) δ 7.48 (d, $J = 8.8$ Hz, 2 H), 7.19 (m, 2 H), 6.86 (d, $J = 8.8$ Hz, 2 H), 6.43 (d, $J = 8.4$ Hz, 1 H), 4.48 (s, 2 H), 4.24 (q, $J = 7.1$ Hz, 2 H), 4.16 (s, 2 H), 3.94 (m, 4 H), 3.48 (s, 2 H), 2.14 (s, 3 H), 1.90 (m, 1 H), 1.66 (m, 1 H), 1.28 (t, $J = 7.1$ Hz, 3 H); MS (ES) m/z : 523 ($\text{M}+\text{Na}^+$).

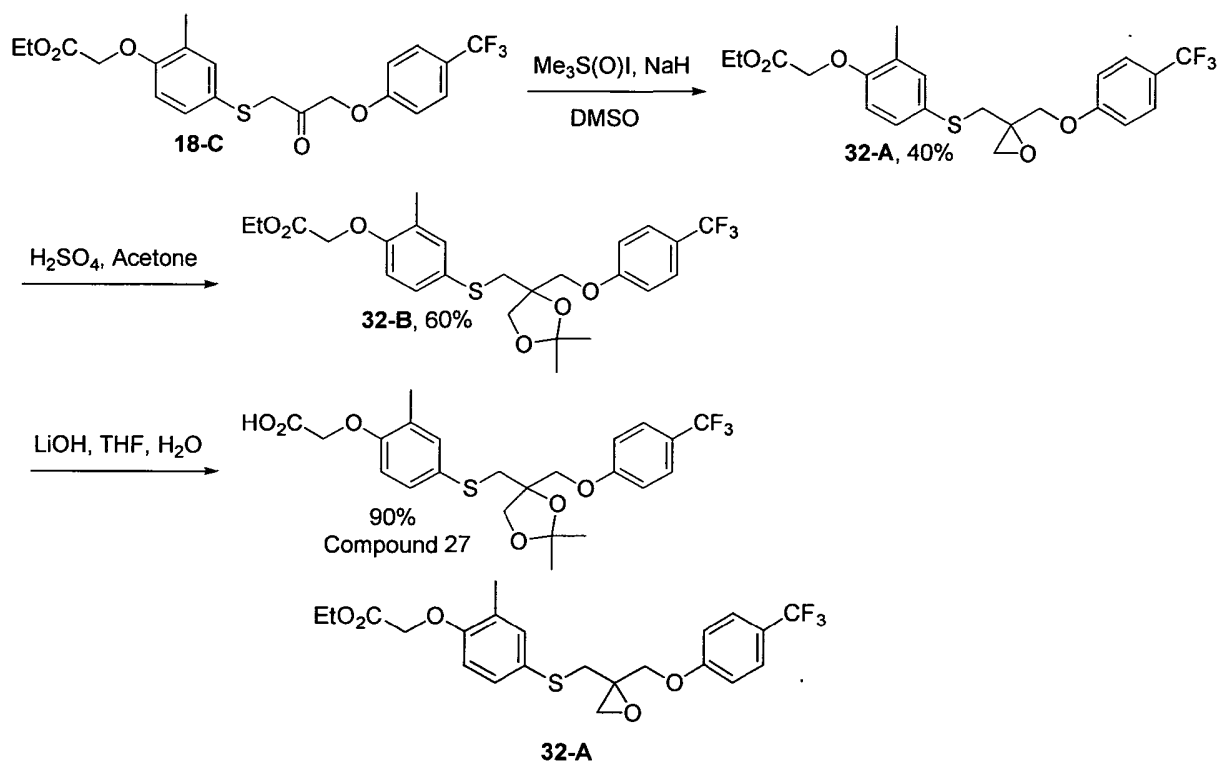


Compound 26

10 {2-Methyl-4-[2-(4-trifluoromethyl-phenoxy)-[1,3]dioxan-2-ylmethylsulfanyl]-phenoxy}-acetic acid
[0213] Following general procedure 2 gave **Compound 26** (90%); $^1\text{H NMR}$ (300 MHz, CDCl_3) δ 7.46 (d, $J = 8.7$ Hz, 2 H), 7.15 (m, 2 H), 6.86 (d, $J = 8.7$ Hz, 2 H), 6.43 (d, $J = 8.2$ Hz, 1 H), 4.36 (s, 2 H), 4.15 (s, 2 H), 3.91 (m, 4 H), 3.45 (s, 2 H), 2.06 (s, 3 H), 1.86 (m, 1 H), 1.64 (m, 1 H); MS (ES) m/z : 495 ($\text{M}+\text{Na}^+$).

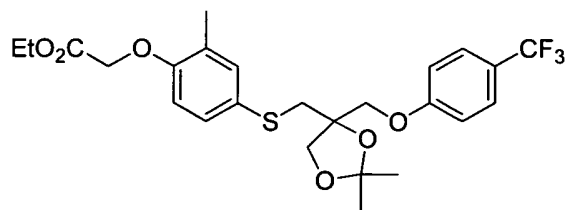
15 **Example XXVII**

[0214]

20 **Scheme 32**

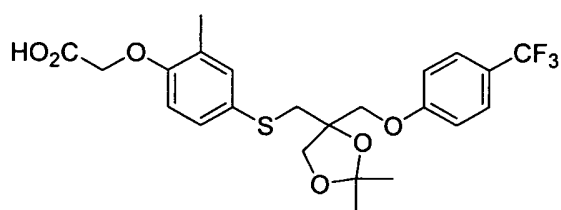
45 {2-Methyl-4-[2-(4-trifluoromethyl-phenoxy)-oxiranylmethylsulfanyl]-phenoxy}-acetic acid ethyl ester

[0215] A mixture of trimethylsulfoxonium iodide (69 mg, 0.31 mmol) and NaH (10 mg, 0.25 mmol; 60% in mineral oil) in DMSO (0.5 mL) was stirred at room temperature for 1 h, and then a solution of **18-C** (100 mg, 0.226 mmol) in DMSO (0.5 mL) was added. The reaction mixture was heated at $\sim 60^\circ\text{C}$ for 2 h, quenched with water, and extracted with Et_2O . The extracts were dried, concentrated, and purified by column chromatography ($\text{EtOAc}/\text{hexane}$: 1/4) to afford 41 mg (40%) of **32-A**; $^1\text{H NMR}$ (300 MHz, CDCl_3) δ 7.52 (d, $J = 8.5$ Hz, 2 H), 7.25 (d, $J = 1.8$ Hz, 1 H), 7.21 (dd, $J = 8.4, 2.1$ Hz, 1 H), 6.91 (d, $J = 8.5$ Hz, 2 H), 6.54 (d, $J = 8.4$ Hz, 1 H), 4.56 (s, 2 H), 4.37 (d, $J = 10.6$ Hz, 1 H), 4.25 (q, $J = 7.1$ Hz, 2 H), 4.00 (d, $J = 10.6$ Hz, 1 H), 3.42 (d, $J = 14.3$ Hz, 1 H), 2.95 (d, $J = 14.2$ Hz, 1 H), 2.81 (dd, $J = 5.4, 0.9$ Hz, 1 H), 2.67 (d, $J = 5.4$ Hz, 1 H), 2.20 (s, 3 H), 1.29 (t, $J = 7.1$ Hz, 3 H); MS (ES) m/z : 479 ($\text{M}+\text{Na}^+$).

**32-B**

{4-[2,2-Dimethyl-4-(4-trifluoromethyl-phenoxy)methyl]-[1,3]dioxolan-4-ylmethylsulfanyl]-2-methyl-phenoxy}-acetic acid ethyl ester

[0216] A solution of **32-A** (80 mg, 0.17 mmol) in acetone (5 mL) was treated with 5 N H₂SO₄ (0.1 mL) at room temperature for 24 h, and concentrated. The residue was partitioned between EtOAc and water. The organic layer was dried, concentrated, and column chromatographed (EtOAc/hexane: 1:7) to give 55 mg (60%) of **32-B**; ¹H NMR (300 MHz, CDCl₃) δ 7.48 (d, *J* = 8.5 Hz, 2 H), 7.19 (d, *J* = 1.7 Hz, 1 H), 7.15 (dd, *J* = 8.4, 2.2 Hz, 1 H), 6.80 (d, *J* = 8.6 Hz, 2 H), 6.43 (d, *J* = 8.4 Hz, 1 H), 4.48 (s, 2 H), 4.24 (q, *J* = 7.1 Hz, 2 H), 4.08-3.95 (m, 4 H), 3.35 (d, *J* = 13.8 Hz, 1 H), 3.19 (d, *J* = 13.8 Hz, 1 H), 2.14 (s, 3 H), 1.44 (s, 3 H), 1.43 (s, 3 H), 1.28 (t, *J* = 7.1 Hz, 3 H); MS (ES) *m/z*: 537 (M+Na⁺).

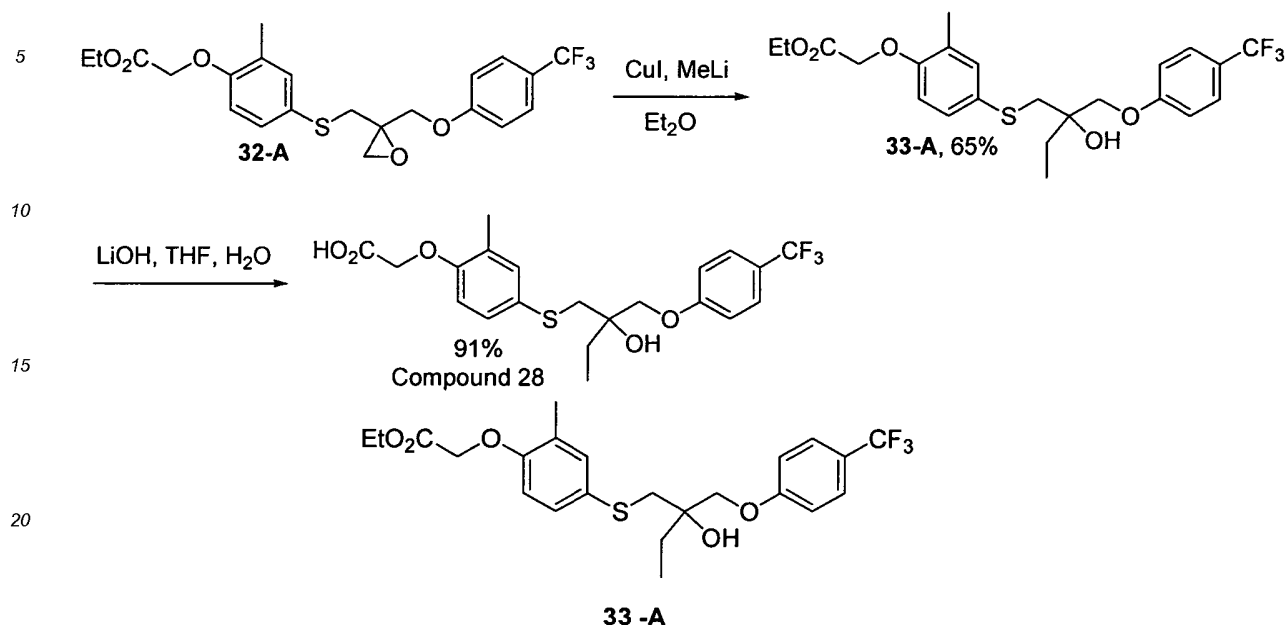
**Compound 27**

{4-[2,2-Dimethyl-4-(4-trifluoromethyl-phenoxy)methyl]-[1,3]dioxolan-4-ylmethylsulfanyl]-2-methyl-phenoxy}-acetic acid

[0217] Following general procedure 2 gave **Compound 27** (90%); ¹H NMR (300 MHz, CDCl₃) δ 9.42 (brs, 1 H), 7.46 (d, *J* = 8.6 Hz, 2 H), 7.19 (s, 1 H), 7.15 (d, *J* = 8.4 Hz, 1 H), 6.79 (d, *J* = 8.6 Hz, 2 H), 6.44 (d, *J* = 8.4 Hz, 1 H), 4.52 (s, 2 H), 4.14 - 3.93 (m, 4 H), 3.36 (d, *J* = 13.8 Hz, 1 H), 3.20 (d, *J* = 13.8 Hz, 1 H), 2.12 (s, 3 H), 1.45 (s, 3 H), 1.43 (s, 3 H); MS (ES) *m/z*: 509 (M+Na⁺).

Example XXVIII**[0218]**

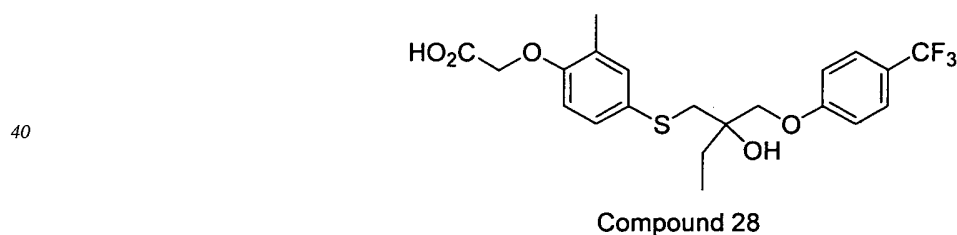
Scheme 33



25 {4-[2-Hydroxy-2-(4-trifluoromethyl-phenoxy)methyl]-butylsulfanyl]-2-methyl-phenoxy}-acetic acid ethyl ester

30 **[0219]** To a suspension of CuI (61 mg, 0.32 mmol) in Et₂O (0.8 mL) at 0°C was added 1.4 M MeLi (0.457 mL, 0.640 mmol) in THF. After the mixture was stirred for 1 h, a solution of **32-A** (145 mg, 0.32 mmol) in Et₂O (1 mL) was added. The mixture was allowed to warm up to room temperature in 2 h and partitioned between Et₂O and water. The combined organic layers were dried, concentrated, and column chromatographed (EtOAc/hexane: 1/7) to provide 98 mg (65%) of **33-A**; ¹H NMR (300 MHz, CDCl₃) δ 7.48 (d, *J* = 8.6 Hz, 2 H), 7.20 (s, 1 H), 7.16 (dd, *J* = 8.4, 2.2 Hz, 1 H), 6.79 (d, *J* = 8.6 Hz, 2 H), 6.44 (d, *J* = 8.4 Hz, 1 H), 4.47 (s, 2 H), 4.24 (q, *J* = 7.1 Hz, 2 H), 3.86 (d, *J* = 9.0 Hz, 1 H), 3.79 (d, *J* = 9.0 Hz, 1 H), 3.27 (d, *J* = 13.8 Hz, 1 H), 3.10 (d, *J* = 13.8 Hz, 1 H), 2.59 (s, 1 H), 2.13 (s, 3 H), 1.74 (q, *J* = 7.6 Hz, 2 H), 1.28 (t, *J* = 7.1 Hz, 3 H), 0.96 (t, *J* = 7.5 Hz, 3 H); MS (ES) *m/z*: 495 (M+Na⁺).

35



45 {4-[2-Hydroxy-2-(4-trifluoromethyl-phenoxy)methyl]-butylsulfanyl]-2-methyl-phenoxy}-acetic acid

[0220] Following general procedure 2 gave **Compound 28** (91%); ¹H NMR (300 MHz, CDCl₃) δ 7.46 (d, *J* = 8.6 Hz, 2 H), 7.20 (s, 1 H), 7.17 (d, *J* = 8.4, 1 H), 6.77 (d, *J* = 8.6 Hz, 2 H), 6.45 (d, *J* = 8.4 Hz, 1 H), 4.52 (s, 2 H), 3.86 (d, *J* = 9.0 Hz, 1 H), 3.78 (d, *J* = 9.0 Hz, 1 H), 3.27 (d, *J* = 13.8 Hz, 1 H), 3.12 (d, *J* = 13.8 Hz, 1 H), 2.12 (s, 3 H), 1.75 (q, *J* = 7.6 Hz, 2 H), 0.96 (t, *J* = 7.5 Hz, 3 H); MS (ES) *m/z*: 467 (M+Na⁺).

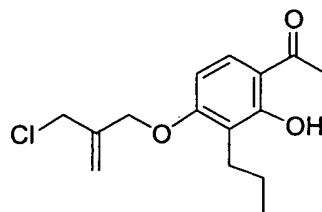
50

Example XXIX

[0221]

55

5

**35-A**

10

1-[4-(2-Chloromethyl-allyloxy)-2-hydroxy-3-propyl-phenyl]-ethanone

[0222] A mixture of 1-(2,4-dihydroxy-3-propyl-phenyl)-ethanone (158 mg, 0.814 mmol), methanesulfonic acid 2-chloromethyl-allyl ester **5-A** (750 mg, 4.06 mmol), and Cs_2CO_3 (662 mg, 2.03 mmol) in 2-butanone (3 mL) was stirred at room temperature for 6 h, acidified with 1 N HCl, and extracted with Et_2O . The extracts were dried, concentrated, and column chromatographed (EtOAc/hexane:1/7) to provide 190 mg (83%) of the title compound **35-A**; $^1\text{H NMR}$ (300 MHz, CDCl_3) δ 7.59 (d, $J = 9.0$ Hz, 1 H), 6.46 (d, $J = 9.0$ Hz, 1 H), 5.41 (s, 1 H), 5.37 (s, 1 H), 4.70 (s, 2 H), 4.20 (s, 2 H), 2.66 (t, $J = 7.6$ Hz, 2 H), 2.56 (s, 3 H), 1.55 (m, 2 H), 0.95 (t, $J = 7.4$ Hz, 3 H); MS (ES) m/z : 305 ($\text{M}+\text{Na}^+$).

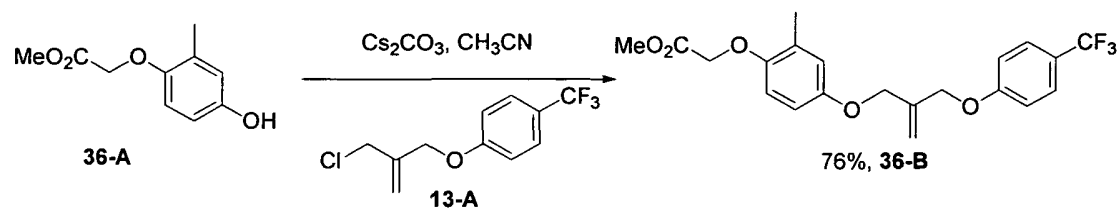
15

Example XXX

20

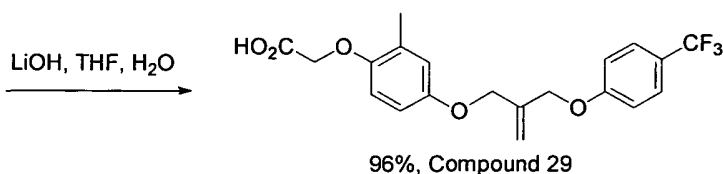
[0223]**Scheme 36**

25



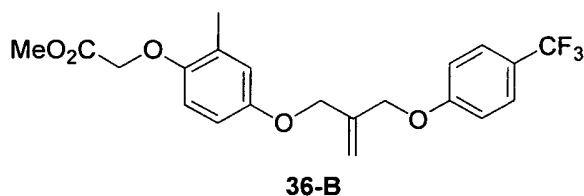
30

35



40

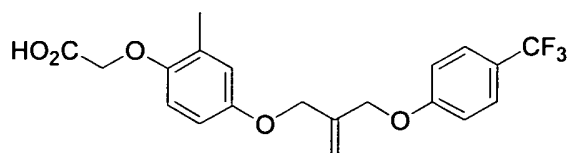
45

**36-B**

50

Replacing (4-mercapto-2-methyl-phenoxy)-acetic acid ethyl ester **1-C** with (4-hydroxy-2-methyl-phenoxy)-acetic acid methyl ester **36-A**, which can be readily made according to, for example, Sznajdman et al., Bioorganic & Medicinal Chemistry Letters 13 (2003) 1517-1521, and following general procedure 3 gave the title compound **36-B** (76%); $^1\text{H NMR}$ (400 MHz, CDCl_3) δ 7.53 (d, $J = 8.8$ Hz, 2 H), 6.99 (d, $J = 8.7$ Hz, 2 H), 6.76 (d, $J = 1.8$ Hz, 1 H), 6.66 (m, 2 H), 5.41 (s, 1 H), 5.39 (s, 1 H), 4.67 (s, 2 H), 4.59 (s, 2 H), 4.57 (s, 2 H), 3.79 (s, 3 H), 2.26 (s, 3 H); MS (ES) m/z : 433 ($\text{M}+\text{Na}^+$).

55



Compound 29

5
10 **[0224]** Following general procedure 2 gave **Compound 29** (96%); $^1\text{H NMR}$ (400 MHz, CDCl_3) δ 7.54 (d, $J = 8.7$ Hz, 2 H), 6.99 (d, $J = 8.7$ Hz, 2 H), 6.78 (s, 1 H), 6.69 (m, 2 H), 5.42 (s, 1 H), 5.40 (s, 1 H), 4.67 (s, 2 H), 4.63 (s, 2 H), 4.58 (s, 2 H), 2.26 (s, 3 H); MS (ES) m/z : 419 ($\text{M}+\text{Na}^+$).

15 D. FORMULATION AND ADMINISTRATION

[0225] The present compounds are PPAR delta agonists and are therefore useful in treating or inhibiting the progression of PPAR delta mediated conditions, such as diabetes, cardiovascular diseases, Metabolic X Syndrome, hypercholesterolemia, hypo-HDL-cholesterolemia, hyper-LDL-cholesterolemia, dyslipidemia, atherosclerosis, obesity, and complications thereof. For instance, complications of diabetes include such conditions as neuropathy, nephropathy, and retinopathy.

20 **[0226]** The invention features a compound of the invention for use in a method for treating a subject with a PPAR delta mediated disease, said method comprising administering to the subject a therapeutically effective amount of a pharmaceutical composition comprising a compound of the invention. The invention also provides a compound of the invention for use in a method for treating or inhibiting the progression of diabetes or impaired glucose tolerance in a subject, wherein the method comprises administering to the subject a therapeutically effective amount of a pharmaceutical composition comprising a compound of the invention.

[0227] The compounds of the present invention may be formulated into various pharmaceutical forms for administration purposes. To prepare these pharmaceutical compositions, an effective amount of a particular compound, in base or acid addition salt form, as the active ingredient is intimately mixed with a pharmaceutically acceptable carrier.

30 **[0228]** A carrier may take a wide variety of forms depending on the form of preparation desired for administration. These pharmaceutical compositions are desirably in unitary dosage form suitable, preferably, for oral administration or parenteral injection. For example, in preparing the compositions in oral dosage form, any of the usual pharmaceutical media may be employed. These include water, glycols, oils, alcohols and the like in the case of oral liquid preparations such as suspensions, syrups, elixirs and solutions; or solid carriers such as starches, sugars, kaolin, lubricants, binders, disintegrating agents and the like in the case of powders, pills, capsules and tablets. In view of their ease in administration, tablets and capsules represent the most advantageous oral dosage unit form, in which case solid pharmaceutical carriers are generally employed. For parenteral compositions, the carrier will usually comprise sterile water, at least in large part, though other ingredients, for example, to aid solubility, may be included. Injectable solutions, for example, may be prepared in which the carrier comprises saline solution, glucose solution or a mixture of saline and glucose solution. Injectable suspensions may also be prepared in which case appropriate liquid carriers, suspending agents and the like may be employed. In the compositions suitable for percutaneous administration, the carrier optionally comprises a penetration enhancing agent and/or a suitable wetting agent, optionally combined with suitable additives of any nature in minor proportions, which additives do not cause a significant deleterious effect to the skin. Such additives may facilitate the administration to the skin and/or may be helpful for preparing the desired compositions. These compositions may be administered in various ways, e.g., as a transdermal patch, as a spot-on, as an ointment. Acid addition salts of the compounds of formula I, due to their increased water solubility over the corresponding base form, are more suitable in the preparation of aqueous compositions.

45 **[0229]** It is especially advantageous to formulate the aforementioned pharmaceutical compositions in dosage unit form for ease of administration and uniformity of dosage. Dosage unit form as used in the specification herein refers to physically discrete units suitable as unitary dosages, each unit containing a predetermined quantity of active ingredient calculated to produce the desired therapeutic effect in association with the required pharmaceutical carrier. Examples of such dosage unit forms are tablets (including scored or coated tablets), capsules, pills, powder packets, wafers, injectable solutions or suspensions, teaspoonfuls, tablespoonfuls and the like, and segregated multiples thereof.

50 **[0230]** Pharmaceutically acceptable acid addition salts include the therapeutically active non-toxic acid addition salts of disclosed compounds. The latter can conveniently be obtained by treating the base form with an appropriate acid. Appropriate acids comprise, for example, inorganic acids such as hydrohalic acids, e.g. hydrochloric or hydrobromic acid; sulfuric; nitric; phosphoric and the like acids; or organic acids such as, for example, acetic, propanoic, hydroxyacetic, lactic, pyruvic, oxalic, malonic, succinic, maleic, fumaric, malic, tartaric, citric, methanesulfonic, ethanesulfonic, benze-

nesulfonic, *p*-toluenesulfonic, cyclamic, salicylic, *p*-aminosalicylic, palmoic and the like acids. The term addition salt also comprises the solvates which the disclosed compounds, as well as the salts thereof, are able to form. Such solvates are for example hydrates, alcoholates and the like. Conversely the salt form can be converted by treatment with alkali into the free base form.

5 **[0231]** Stereoisomeric forms define all the possible isomeric forms which the compounds of Formula (I) may possess. Unless otherwise mentioned or indicated, the chemical designation of compounds denotes the mixture of all possible stereochemically isomeric forms, said mixtures containing all diastereomers and enantiomers of the basic molecular structure. More in particular, stereogenic centers may have the (R)- or (S)-configuration; substituents on bivalent cyclic saturated radicals may have either the *cis*- or *trans*-configuration. The invention encompasses stereochemically isomeric forms including diastereoisomers, as well as mixtures thereof in any proportion of the disclosed compounds. The disclosed compounds may also exist in their tautomeric forms. Such forms although not explicitly indicated in the above and following formulae are intended to be included within the scope of the present invention.

10 **[0232]** Those of skill in the treatment of disorders or conditions mediated by the PPAR delta could easily determine the effective daily amount from the test results presented hereinafter and other information. In general it is contemplated that a therapeutically effective dose would be from 0.001 mg/kg to 5 mg/kg body weight, more preferably from 0.01 mg/kg to 0.5 mg/kg body weight. It may be appropriate to administer the therapeutically effective dose as two, three, four or more sub-doses at appropriate intervals throughout the day. Said sub-doses may be formulated as unit dosage forms, for example, containing 0.05 mg to 250 mg or 750 mg, and in particular 0.5 to 50 mg of active ingredient per unit dosage form. Examples include 2 mg, 4 mg, 7 mg, 10 mg, 15 mg, 25 mg, and 35 mg dosage forms. Compounds of the invention may also be prepared in time-release or subcutaneous or transdermal patch formulations. Disclosed compound may also be formulated as a spray or other topical or inhalable formulations.

15 **[0233]** The exact dosage and frequency of administration depends on the particular compound of Formula (I) used, the particular condition being treated, the severity of the condition being treated, the age, weight and general physical condition of the particular patient as well as other medication the patient may be taking, as is well known to those skilled in the art. Furthermore, it is evident that said effective daily amount may be lowered or increased depending on the response of the treated patient and/or depending on the evaluation of the physician prescribing the compounds of the instant invention. The effective daily amount ranges mentioned herein are therefore only guidelines.

20 **[0234]** The next section includes detailed information relating to the use of the disclosed compounds and compositions.

30 E. Use

[0235] The compounds of the present invention are pharmaceutically active, for example, as PPAR delta agonists. According to one aspect of the invention, the compounds are preferably selective PPAR delta agonists, having an activity index (e.g., PPAR delta potency over PPAR alpha/gamma potency) of 10 or more, and preferably 15, 25, 30, 50 or 100 or more.

35 **[0236]** According to the invention, the disclosed compounds and compositions are useful for the amelioration of symptoms associated with, the treatment of, and the prevention of, the following conditions and diseases: phase I hyperlipidemia, pre-clinical hyperlipidemia, phase II hyperlipidemia, hypertension, CAD (coronary artery disease), coronary heart disease, and hypertriglyceridemia. Preferred compounds of the invention are useful in lowering serum levels of low-density lipoproteins (LDL), intermediate density lipoprotein (IDL), and/or small-density LDL and other atherogenic molecules, or molecules that cause atherosclerotic complications, thereby reducing cardiovascular complications. Preferred compounds also are useful in elevating serum levels of high-density lipoproteins (HDL), in lowering serum levels of triglycerides, LDL, and/or free fatty acids. It is also desirable to lower fasting plasma glucose (FPG)/HbA1c.

40 **[0237]** The invention also features pharmaceutical compositions which include, without limitation, one or more of the disclosed compounds, and pharmaceutically acceptable carrier or excipient.

1. Dosages

45 **[0238]** Those skilled in the art will be able to determine, according to known methods, the appropriate dosage for a patient, taking into account factors such as age, weight, general health, the type of symptoms requiring treatment, and the presence of other medications. In general, an effective amount will be between 0.1 and 1000 mg/kg per day, preferably between 1 and 300 mg/kg body weight, and daily dosages will be between 10 and 5000 mg for an adult subject of normal weight. Capsules, tablets or other formulations (such as liquids and film-coated tablets) may be of between 5 and 200 mg, such as 10, 15, 25, 35, 50 mg, 60 mg, and 100 mg and can be administered according to the disclosed methods.

2. Formulations

55 **[0239]** Dosage unit forms include tablets, capsules, pills, powders, granules, aqueous and nonaqueous oral solutions

and suspensions, and parenteral solutions packaged in containers adapted for subdivision into individual doses. Dosage unit forms can also be adapted for various methods of administration, including controlled release formulations, such as subcutaneous implants. Administration methods include oral, rectal, parenteral (intravenous, intramuscular, subcutaneous), intracisternal, intravaginal, intraperitoneal, intravesical, local (drops, powders, ointments, gels or cream), and by inhalation (a buccal or nasal spray).

[0240] Parenteral formulations include pharmaceutically acceptable aqueous or nonaqueous solutions, dispersion, suspensions, emulsions, and sterile powders for the preparation thereof. Examples of carriers include water, ethanol, polyols (propylene glycol, polyethylene glycol), vegetable oils, and injectable organic esters such as ethyl oleate. Fluidity can be maintained by the use of a coating such as lecithin, a surfactant, or maintaining appropriate particle size. Carriers for solid dosage forms include (a) fillers or extenders, (b) binders, (c) humectants, (d) disintegrating agents, (e) solution retarders, (f) absorption accelerators, (g) adsorbants, (h) lubricants, (i) buffering agents, and (j) propellants.

[0241] Compositions may also contain adjuvants such as preserving, wetting, emulsifying, and dispensing agents; antimicrobial agents such as parabens, chlorobutanol, phenol, and sorbic acid; isotonic agents such as a sugar or sodium chloride; absorption-prolonging agents such as aluminum monostearate and gelatin; and absorption-enhancing agents.

3. Combination Therapy

[0242] The compounds of the present invention may be used in combination with other pharmaceutically active agents. These agents include lipid lowering agents, and blood pressure lowering agents such as statin drugs and the fibrates.

[0243] Methods are known in the art for determining effective doses for therapeutic and prophylactic purposes for the disclosed pharmaceutical compositions or the disclosed drug combinations, whether or not formulated in the same composition. For therapeutic purposes, the term "jointly effective amount" as used herein, means that amount of each active compound or pharmaceutical agent, alone or in combination, that elicits the biological or medicinal response in a tissue system, animal or human that is being sought by a researcher, veterinarian, medical doctor or other clinician, which includes alleviation of the symptoms of the disease or disorder being treated. For prophylactic purposes (i.e., inhibiting the onset or progression of a disorder), the term "jointly effective amount" refers to that amount of each active compound or pharmaceutical agent, alone or in combination, that treats or inhibits in a subject the onset or progression of a disorder as being sought by a researcher, veterinarian, medical doctor or other clinician. Thus, the present invention provides combinations of two or more drugs wherein, for example, (a) each drug is administered in an independently therapeutically or prophylactically effective amount; (b) at least one drug in the combination is administered in an amount that is sub-therapeutic or sub-prophylactic if administered alone, but is therapeutic or prophylactic when administered in combination with the second or additional drugs according to the invention; or (c) both (or more) drugs are administered in an amount that is sub-therapeutic or sub-prophylactic if administered alone, but are therapeutic or prophylactic when administered together.

[0244] Anti-diabetic agents include thiazolidinedione and non-thiazolidinedione insulin sensitizers, which decrease peripheral insulin resistance by enhancing the effects of insulin at target organs and tissues.

[0245] Some of the following agents are known to bind and activate the nuclear receptor peroxisome proliferator-activated receptor-gamma (PPAR γ) which increases transcription of specific insulin-responsive genes. Examples of PPAR-gamma agonists are thiazolidinediones such as:

- (1) rosiglitazone (2,4 - thiazolidinedione, 5 - ((4 - (2 - (methyl - 2 - pyridinylamino) ethoxy) phenyl) methyl) -, (Z) - 2 - butenedioate (1:1) or 5 - ((4 - (2 - (methyl - 2 - pyridinylamino) ethoxy) phenyl) methyl) - 2,4 - thiazolidinedione, known as AVANDIA; also known as BRL 49653, BRL 49653C, BRL 49653c, SB 210232, or rosiglitazone maleate);
- (2) pioglitazone (2,4 - thiazolidinedione, 5 - ((4 - (2 - (5 - ethyl - 2 - pyridinyl) ethoxy) phenyl) methyl) -, monohydrochloride, (+ -) - or 5 - ((4 - (2 - (5 - ethyl - 2 - pyridyl) ethoxy) phenyl) methyl) - 2,4 - thiazolidinedione, known as ACTOS, ZACTOS, or GLUSTIN; also known as AD 4833, U 72107, U 72107A, U 72107E, pioglitazone hydrochloride (USAN));
- (3) troglitazone (5 - ((4 - ((3,4 - dihydro - 6 - hydroxy - 2,5,7,8 - tetramethyl - 2H - 1 - benzopyran - 2 - yl) methoxy) phenyl) methyl) - 2,4 - thiazolidinedione, known as NOSCAL, REZULIN, ROMOZIN, or PRELAY; also known as CI 991, CS 045, GR 92132, GR 92132X);
- (4) isaglitazone ((+)-5-[[6-[(2-fluorophenyl)methoxy]-2-naphthalenyl]methyl]-2,4-thiazolidinedione or 5 - ((6 - ((2 - fluorophenyl) methoxy) - 2 - naphthalenyl) methyl) - 2,4 - thiazolidinedione or 5 - (6 - (2 - fluorobenzyloxy) naphthalen - 2 - ylmethyl) thiazolidine - 2,4 - dione, also known as MCC-555 or neoglitazone); and
- (5) 5-BTZD.

[0246] Additionally, the non-thiazolidinediones that act as insulin sensitizing agents include, but are not limited to:

- (1) JT-501 (JTT 501, PNU-1827, PNU-716-MET-0096, or PNU 182716: isoxazolidine - 3, 5 - dione, 4 - ((4 - (2 -

EP 2 243 766 B1

phenyl - 5 - methyl) - 1,3 - oxazolyl) ethylphenyl - 4) methyl -);
(2) KRP-297 (5 - (2, 4 - dioxothiazolidin - 5 - ylmethyl) - 2 - methoxy - N - (4 - (trifluoromethyl) benzyl) benzamide or 5 - ((2,4 - dioxo - 5 - thiazolidinyl) methyl) - 2 - methoxy - N - ((4 - (trifluoromethyl) phenyl) methyl) benzamide); and
(3) Farglitazar (L - tyrosine, N - (2 - benzoylphenyl) - o - (2 - (5 - methyl - 2 - phenyl - 4 - oxazolyl) ethyl) - or N - (2 - benzoylphenyl) - O - (2 - (5 - methyl - 2 - phenyl - 4 - oxazolyl) ethyl) - L - tyrosine, or GW2570 or GI-262570).

[0247] Other agents have also been shown to have PPAR modulator activity such as PPAR gamma, SPPAR gamma, and/or PPAR delta/gamma agonist activity. Examples are listed below:

- 10 (1) AD 5075;
- (2) R 119702 ((+ -) - 5 - (4 - (5 - Methoxy - 1 H - benzimidazol - 2 - ylmethoxy) benzyl) thiazolin - 2, 4 - dione hydrochloride, or CI 1037 or CS 011);
- (3) CLX-0940 (peroxisome proliferator-activated receptor alpha agonist / peroxisome proliferator-activated receptor gamma agonist);
- 15 (4) LR-90 (2,5,5 - tris (4 - chlorophenyl) - 1,3 - dioxane - 2 - carboxylic acid, PPARdelta/gamma agonist);
- (5) Tularik (PPAR γ agonist);
- (6) CLX-0921 (PPAR γ agonist);
- (7) CGP-52608 (PPAR agonist);
- (8) GW-409890 (PPAR agonist);
- 20 (9) GW-7845 (PPAR agonist);
- (10) L-764406 (PPAR agonist);
- (11) LG-101280 (PPAR agonist);
- (12) LM-4156 (PPAR agonist);
- (13) Risarestat (CT-112);
- 25 (14) YM 440 (PPAR agonist);
- (15) AR-H049020 (PPAR agonist);
- (16) GW 0072 (4 - (4 - ((2S,5S) - 5 - (2 - (bis (phenylmethyl) amino) - 2 - oxoethyl) - 2 - heptyl - 4 - oxo - 3 - thiazolidinyl) butyl) benzoic acid);
- (17) GW 409544 (GW-544 or GW-409544);
- 30 (18) NN 2344 (DRF 2593);
- (19) NN 622 (DRF 2725);
- (20) AR-H039242 (AZ-242);
- (21) GW 9820 (fibrate);
- (22) GW 1929 (N - (2 - benzoylphenyl) - O - (2 - (methyl - 2 - pyridinylamino) ethyl) - L - tyrosine, known as GW 2331, PPAR alpha/gamma agonist);
- 35 (23) SB 219994 ((S) - 4 - (2 - (2 - benzoxazolylmethylamino) ethoxy) - alpha - (2,2,2 - trifluoroethoxy) benzenepropanoic acid or 3 - (4 - (2 - (N - (2 - benzoxazolyl) - N - methylamino) ethoxy) phenyl) - 2 (S) - (2, 2, 2 - trifluoroethoxy) propionic acid or benzenepropanoic acid, 4 - (2 - (2 - benzoxazolylmethylamino) ethoxy) - alpha - (2,2,2 - trifluoroethoxy) -, (alphaS) -, PPARalpha/gamma agonist);
- 40 (24) L-796449 (PPAR alpha/gamma agonist);
- (25) Fenofibrate (Propanoic acid, 2-[4-(4-chlorobenzoyl)phenoxy]-2-methyl-, 1-methylethyl ester, known as TRI-COR, LIPCOR, LIPANTIL, LIPIDIL MICRO PPAR alpha agonist);
- (26) GW-9578 (PPAR alpha agonist);
- (27) GW-2433 (PPAR alpha/gamma agonist);
- 45 (28) GW-0207 (PPAR γ agonist);
- (29) LG-100641 (PPAR γ agonist);
- (30) LY-300512 (PPAR γ agonist);
- (31) NID525-209 (NID-525);
- (32) VDO-52 (VDO-52);
- 50 (33) LG 100754 (peroxisome proliferator-activated receptor agonist);
- (34) LY-510929 (peroxisome proliferator-activated receptor agonist);
- (35) bexarotene (4 - (1 - (3,5,5,8,8 - pentamethyl - 5,6,7,8 - tetrahydro - 2 - naphthalenyl) ethenyl) benzoic acid, known as TARGRETIN, TARGRETYN, TARGREXIN; also known as LGD 1069, LG 100069, LG 1069, LDG 1069, LG 69, RO 264455); and
- 55 (36) GW-1536 (PPAR alpha/gamma agonist).

[0248] (B) Other insulin sensitizing agents include, but are not limited to:

EP 2 243 766 B1

- (1) INS-1 (D-chiro inositol or D - 1, 2, 3, 4, 5, 6 - hexahydroxycyclohexane);
- (2) protein tyrosine phosphatase 1 B (PTP-1 B) inhibitors;
- (3) glycogen synthase kinase-3 (GSK3) inhibitors;
- (4) beta 3 adrenoceptor agonists such as ZD 2079 ((R) - N - (2 - (4 - (carboxymethyl) phenoxy) ethyl) - N - (2 - hydroxy - 2 - phenethyl) ammonium chloride, also known as ICI D 2079) or AZ 40140;
- (5) glycogen phosphorylase inhibitors;
- (6) fructose-1,6-bisphosphatase inhibitors;
- (7) chromic picolinate, vanadyl sulfate (vanadium oxysulfate);
- (8) KP 102 (organo-vanadium compound);
- (9) chromic polynicotinate;
- (10) potassium channel agonist NN 414;
- (11) YM 268 (5, 5' - methylene - bis (1, 4 - phenylene) bismethylenebis (thiazolidine - 2, 4 - dione);
- (12) TS 971;
- (13) T 174 ((+ -) - 5 - (2, 4 - dioxothiazolidin - 5 - ylmethyl) - 2 - (2 - naphthylmethyl) benzoxazole);
- (14) SDZ PGU 693 ((+) - trans - 2 (S - ((4 - chlorophenoxy) methyl) - 7alpha - (3, 4 - dichlorophenyl) tetrahydropyrrolo (2,1 - b) oxazol - 5 (6H) - one);
- (15) S 15261 ((-) - 4 - (2 - ((9H - fluoren - 9 - ylacetyl) amino) ethyl) benzoic acid 2 - ((2 - methoxy - 2 - (3 - (trifluoromethyl) phenyl) ethyl) amino) ethyl ester);
- (16) AZM 134 (Alizyme);
- (17) ARIAD;
- (18) R 102380;
- (19) PNU 140975 (1 - (hydrazinoiminomethyl) hydrazino) acetic acid;
- (20) PNU 106817 (2 - (hydrazinoiminomethyl) hydrazino) acetic acid;
- (21) NC 2100 (5 - ((7 - (phenylmethoxy) - 3 - quinolinyl) methyl) - 2,4 - thiazolidinedione;
- (22) MXC 3255;
- (23) MBX 102;
- (24) ALT 4037;
- (25) AM 454;
- (26) JTP 20993 (2 - (4 - (2 - (5 - methyl - 2 - phenyl - 4 - oxazolyl) ethoxy) benzyl) - malonic acid dimethyl diester);
- (27) Dexlipotam (5 (R) - (1, 2 - dithiolan - 3 - yl) pentanoic acid, also known as (R)-alpha lipoic acid or (R)-thioctic acid);
- (28) BM 170744 (2, 2 - Dichloro - 12 - (p - chlorophenyl) dodecanoic acid);
- (29) BM 152054 (5 - (4 - (2 - (5 - methyl - 2 - (2 - thienyl) oxazol - 4 - yl) ethoxy) benzothien - 7 - ylmethyl) thiazolidine - 2,4 - dione);
- (30) BM 131258 (5 - (4 - (2 - (5 - methyl - 2 - phenyloxazol - 4 - yl) ethoxy) benzothien - 7 - ylmethyl) thiazolidine - 2, 4 - dione);
- (31) CRE 16336 (EML 16336);
- (32) HQL 975 (3 - (4 - (2 - (5 - methyl - 2 - phenyloxazol - 4 - yl) ethoxy) phenyl) - 2 (S) - (propylamino) propionic acid);
- (33) DRF 2189 (5 - ((4 - (2 - (1 - Indolyl) ethoxy) phenyl) methyl) thiazolidine - 2, 4 - dione);
- (34) DRF 554158;
- (35) DRF-NPCC;
- (36) CLX 0100, CLX 0101, CLX 0900, or CLX 0901;
- (37) IkkappaB Kinase (IKK B) Inhibitors
- (38) mitogen-activated protein kinase (MAPK) inhibitors p38 MAPK Stimulators
- (39) phosphatidyl-inositide triphosphate
- (40) insulin recycling receptor inhibitors
- (41) glucose transporter 4 modulators
- (42) TNF- α antagonists
- (43) plasma cell differentiation antigen-1 (PC-1) Antagonists
- (44) adipocyte lipid-binding protein (ALBP / aP2) inhibitors
- (45) phosphoglycans
- (46) Galparan;
- (47) Receptron;
- (48) islet cell maturation factor;
- (49) insulin potentiating factor (IPF or insulin potentiating factor-1);
- (50) somatomedin C coupled with binding protein (also known as IGF-BP3, IGF-BP3, SomatoKine);
- (51) Diab II (known as V-411) or Glucanin, produced by Biotech Holdings Ltd. or Volque Pharmaceutical;
- (52) glucose-6 phosphatase inhibitors;
- (53) fatty acid glucose transport protein;

EP 2 243 766 B1

- (54) glucocorticoid receptor antagonists; and
- (55) glutamine:fructose-6-phosphate amidotransferase (GFAT) modulators.

[0249] (C) Biguanides, which decrease liver glucose production and increases the uptake of glucose. Examples include metformin such as:

- (1) 1, 1 - dimethylbiguanide (e.g., Metformin - DepoMed, Metformin - Biovail Corporation, or METFORMIN GR (metformin gastric retention polymer)); and
- (2) metformin hydrochloride (N,N-dimethylimidodicarbonimidic diamide monohydrochloride, also known as LA 6023, BMS 207150, GLUCOPHAGE, or GLUCOPHAGE XR.

[0250] (D) Alpha-glucosidase inhibitors, which inhibit alpha-glucosidase. Alpha-glucosidase converts fructose to glucose, thereby delaying the digestion of carbohydrates. The undigested carbohydrates are subsequently broken down in the gut, reducing the post-prandial glucose peak. Examples include, but are not limited to:

- (1) acarbose (D - glucose, O - 4,6 - dideoxy - 4 - (((1S - (1alpha,4alpha,5beta,6alpha)) - 4,5,6 - trihydroxy - 3 - (hydroxymethyl) - 2 - cyclohexen - 1 - yl) amino) - alpha - D - glucopyranosyl - (1 - 4) - O - alpha - D - glucopyranosyl - (1 - 4) - , also known as AG - 5421, Bay -g-542, BAY-g-542, GLUCOBAY, PRECOSE, GLUCOR, PRANDASE, GLUMIDA, or ASCAROSE);
- (2) Miglitol (3,4,5 - piperidinetriol, 1 - (2 - hydroxyethyl) - 2 - (hydroxymethyl) - , (2R (2alpha, 3beta, 4alpha, 5beta)) - or (2R,3R,4R,5S) - 1 - (2 - hydroxyethyl) - 2 - (hydroxymethyl - 3,4,5 - piperidinetriol, also known as BAY 1099, BAY M 1099, BAY-m-1099, BAYGLITOL, DIASTABOL, GLYSET, MIGLIBAY, MITOLBAY, PLUMAROL);
- (3) CKD-711 (0 - 4 - deoxy - 4 - ((2,3 - epoxy - 3 - hydroxymethyl - 4,5,6 - trihydroxycyclohexane - 1 - yl) amino) - alpha - b - glucopyranosyl - (1 - 4) - alpha - D - glucopyranosyl - (1 - 4) - D - glucopyranose);
- (4) emiglitate (4 - (2 - ((2R,3R,4R,5S) - 3,4,5 - trihydroxy - 2 - (hydroxymethyl) - 1 - piperidiny) ethoxy) benzoic acid ethyl ester, also known as BAY o 1248 or MKC 542);
- (5) MOR 14 (3,4,5 - piperidinetriol, 2 - (hydroxymethyl) - 1 - methyl - , (2R - (2alpha,3beta,4alpha,5beta)) - , also known as N-methyldeoxynojirimycin or N-methylmoranoline); and
- (6) Voglibose (3,4 - dideoxy - 4 - ((2 - hydroxy - 1 - (hydroxymethyl) ethyl) amino) - 2 - C - (hydroxymethyl) - D - epi - inositol or D - epi - Inositol,3,4 - dideoxy - 4 - ((2 - hydroxy - 1 - (hydroxymethyl) ethyl) amino) - 2 - C - (hydroxymethyl) - , also known as A 71100, AO 128, BASEN, GLUSTAT, VOGLISTAT.

[0251] (E) Insulins include regular or short-acting, intermediate-acting, and longacting insulins, non-injectable or inhaled insulin, tissue selective insulin, glucophosphokinin (D-chiroinositol), insulin analogues such as insulin molecules with minor differences in the natural amino acid sequence and small molecule mimics of insulin (insulin mimetics), and endosome modulators. Examples include, but are not limited to:

- (1) Biota;
- (2) LP 100;
- (3) (SP - 5 - 21) - oxobis (1 - pyrrolidinecarbodithioato - S, S') vanadium,
- (4) insulin aspart (human insulin (28B - L - aspartic acid) or B28-Aspinsulin, also known as insulin X14, INA-X14, NOVORAPID, NOVOMIX, or NOVOLAG);
- (5) insulin detemir (Human 29B - (N6 - (1 - oxotetradecyl) - L - lysine) - (1A - 21A), (1 B - 29B) - Insulin or NN 304);
- (6) insulin lispro ("28B - L - lysine - 29B - L - proline human insulin, or Lys(B28), Pro(B29) human insulin analog, also known as lys-pro insulin, LY 275585, HUMALOG, HUMALOG MIX 75/25, or HUMALOG MIX 50/50);
- (7) insulin glargine (human (A21 - glycine, B31 - arginine, B32 - arginine) insulin HOE 901, also known as LANTUS, OPTISULIN);
- (8) Insulin Zinc Suspension, extended (Ultralente), also known as HUMULIN U or ULTRALENTE;
- (9) Insulin Zinc suspension (Lente), a 70% crystalline and 30% amorphous insulin suspension, also known as LENTE ILETIN II, HUMULIN L, or NOVOLIN L;
- (10) HUMULIN 50/50 (50% isophane insulin and 50% insulin injection);
- (11) HUMULIN 70/30 (70% isophane insulin NPH and 30% insulin injection), also known as NOVOLIN 70/30, NOVOLIN 70/30 PenFill, NOVOLIN 70/30 Prefilled;
- (12) insulin isophane suspension such as NPH ILETIN II, NOVOLIN N, NOVOLIN N PenFill, NOVOLIN N Prefilled, HUMULIN N;
- (13) regular insulin injection such as ILETIN II Regular, NOVOLIN R, VELOSULIN BR, NOVOLIN R PenFill, NOVOLIN R Prefilled, HUMULIN R, or Regular U-500 (Concentrated);
- (14) ARIAD;

- (15) LY 197535;
 (16) L-783281; and
 (17) TE-17411.

5 **[0252]** (F) Insulin secretion modulators such as:

- (1) glucagon-like peptide-1 (GLP-1) and its mimetics;
 (2) glucose-insulinotropic peptide (GIP) and its mimetics;
 (3) exendin and its mimetics;
 10 (4) dipeptyl protease (DPP or DPPIV) inhibitors such as

(4a) DPP-728 or LAF 237 (2 - pyrrolidinecarbonitrile, 1 - (((2 - ((5 - cyano - 2 - pyridinyl) amino) ethyl) amino) acetyl), known as NVP - DPP - 728, DPP - 728A, LAF - 237);

(4b) P 3298 or P32/98 (di - (3N - ((2S, 3S) - 2 - amino - 3 - methyl - pentanoyl) - 1, 3 - thiazolidine) fumarate);

15 (4c) TSL 225 (tryptophyl - 1,2,3,4 - tetrahydroisoquinoline - 3 - carboxylic acid);

(4d) Valine pyrrolidide (valpyr);

(4e) 1-aminoalkylisoquinolinone-4-carboxylates and analogues thereof;

(4f) SDZ 272-070 (1 - (L - Valyl) pyrrolidine);

(4g) TMC-2A, TMC-2B, or TMC-2C;

20 (4h) Dipeptide nitriles (2-cyanopyrrolodides);

(4i) CD26 inhibitors; and

(4j) SDZ 274-444;

(5) glucagon antagonists such as AY-279955; and

25 (6) amylin agonists which include, but are not limited to, pramlintide (AC-137, Symlin, tripro-amylin or pramlintide acetate).

[0253] The present compounds may also increase insulin sensitivity with little or no increase in body weight than that found with the use of existing PPAR gamma agonists. Oral anti-diabetic agents may include insulin, sulfonylureas,
 30 biguanides, meglitinides, AGI's, PPAR alpha agonists, and PPAR gamma agonists, and dual PPAR alpha/gamma agonists.

[0254] The present compounds also may increase fat and/or lipid metabolism, providing a method for losing weight, losing fat weight, lowering body mass index, lowering lipids (such as lowering triglycerides), or treating obesity or the condition of being overweight. Examples of lipid lowering agents include bile acid sequestrants, fibric acid derivatives,
 35 nicotinic acid, and HMGCoA reductase inhibitors. Specific examples include statins such as LIPITOR®, ZOCOR®, PRAVACHOL®, LESCOL®, and MEVACOR®, and pitavastatin (nisvastatin) (Nissan, Kowa Kogyo, Sankyo, Novartis) and extended release forms thereof, such as ADX-159 (extended release lovastatin), as well as Colestid, Locholest, Questran, Atromid, Lopid, and Tricor.

[0255] Examples of blood pressure lowering agents include anti-hypertensive agents, such as angiotensin-converting enzyme (ACE) inhibitors (Accupril, Altace, Captopril, Lotensin, Mavik, Monopril, Prinivil, Univas, Vasotec, and Zestril),
 40 adrenergic blockers (such as Cardura, Dibenzylin, Hylorol, Hytrin, Minipress, and Minizide) alpha/beta adrenergic blockers (such as Coreg, Normodyne, and Trandate), calcium channel blockers (such as Adalat, Calan, Cardene, Cardizem, Covera-HS, Dilacor, DynaCirc, Isoptin, Nimotop, Norvace, Plendil, Procardia, Procardia XL, Sula, Tiazac, Vascor, and Verelan), diuretics, angiotensin II receptor antagonists (such as Atacand, Avapro, Cozaar, and Diovan), beta adrenergic blockers (such as Betapace, Blocadren, Brevibloc, Cartrol, Inderal, Kerlone, Lavatol, Lopressor, Sectral, Tenormin, Toprol-XL, and Zebeta), vasodilators (such as Deponit, Dilatrate, SR, Imdur, Ismo, Isordil, Isordil Titradose, Monoket, Nitro-Bid, Nitro-Dur, Nitrolingual Spray, Nitrostat, and Sorbitrate), and combinations thereof (such as Lexxel, Lotrel, Tarka, Teczem, Lotensin HCT, Prinzide, Uniretic, Vaseretic, Zestoretic).

50 F. Biological Examples

Transfection assay method for PPAR receptors

[0256] HEK293 cells were grown in DMEM/F-12 Media supplemented with 10%FBS and glutamine (GIBCOBRL). The
 55 cells were co-transfected with DNA for PPAR-Gal4 (PPAR α , γ or δ) receptor and Gal4-Luciferase Reporter using the DMRIE-C Reagent. On the following day, the medium was replaced with 5% Charcoal treated FBS growth medium. After six hours, cells were trypsinized and seeded at a density of 50,000 cell/well into 96well plates and incubated overnight at 37 °C in a 5% CO₂ incubator. Cells were then treated with test compounds or vehicle and incubated for 24

EP 2 243 766 B1

hours at 37°C in a 5% CO₂ incubator. Luciferase activity was assayed using the Steady-Glo Luciferase Assay Kit from Promega. DMRIE-C Reagent was purchased from GIBCO Cat. No.10459-014. OPTI-MEM I Reduced Serum Medium was purchased from GIBCO Cat. No. 31985. Steady-Glo Luciferase Assay Kit was purchased from Promega Part# E254B.

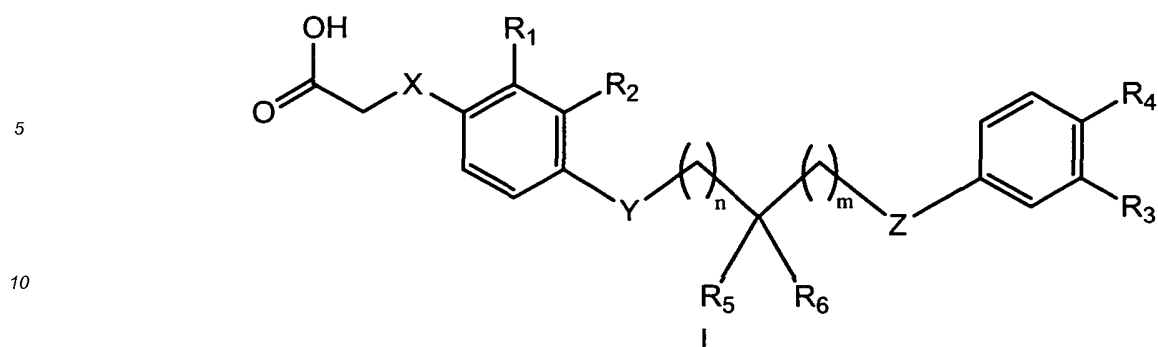
[0257] A variety of example compounds have been made and tested, with a range of in vitro results. Below are representative compounds and data; in some cases, where multiple EC₅₀'s are shown, multiple measurements were taken. Naturally, different compounds in Formula (I) may have not have activities identical to any one compound below.

Table 2. *In Vitro* Data

Compound Number	EC ₅₀ (PPAR delta) nM
1	13.2, 18.7, 17.8, 34.1, 14.7
2	26.4, 27.1
3	711
4	29, 27.8
5	79.2, 51.8
6	56.6, 42.9
7	138
8	>500
9	216
10	238
11	45.1, 48.3
12	>1000
13	>500
14	>1000
15	22.7, 22.1
16	87.8, 51.4
17	32.1, 38.7
18	59.1, 31.9
19	67.7, 49.7
20	194
21	>1000
22	28.9, 68.3
23	27.8, 22.9, 19.3
24	9.7, 7.4
25	147
26	43.8, 47.3
27	119
28	122
29	249

[0258] The invention thus provides, *inter alia*, the following compounds a) - iii) for use in treating or inhibiting the progression of a PPAR-delta mediated condition:

a) A compound of Formula (I):



wherein

X is selected from a covalent bond, S, and O;

Y is S or O;

Z is O or CH₂, provided when Y is O, then Z is O;

R₁ and R₂ are independently selected from H, C₁₋₃ alkyl, C₁₋₃ alkoxy, halo, and NR_aR_b wherein R_a and R_b are independently H or C₁₋₃ alkyl;

R₃ and R₄ are independently selected from H, halo, cyano, C₁₋₅ alkyl, hydroxy, C₂₋₄ acyl, C₁₋₄ alkoxy, and NR_cR_d wherein R_c and R_d are independently H or C₁₋₃ alkyl, provided that R₃ and R₄ are not both H;

R₅ and R₆ are independently selected from halo, phenyl, C₁₋₉ alkyl, C₁₋₈ alkoxy, C₂₋₉ alkenyl, C₂₋₉ alkenyloxy, C₃₋₇ cycloalkyl, C₃₋₇ cycloalkoxy, C₃₋₇cycloalkyl-C₁₋₇alkyl, C₃₋₇cycloalkyl-C₁₋₇alkoxy, C₃₋₇cycloalkyloxy-C₁₋₆alkyl, and C₃₋₇cycloalkyloxy-C₁₋₇alkoxy, or

R₅ and R₆ together form C₁₋₉ alkylidenyl or C₃₋₉ alkenylidenyl; or R₅, R₆ and the carbon atom to which they are attached together form C₃₋₇ cycloalkyl or 5- or 6-membered heterocyclyl;

n is 0, 1 or 2; and

m is 0, 1 or 2;

or a pharmaceutically acceptable salt thereof.

b) The compound of (a) wherein X is S or O.

c) The compound of (b) wherein X is O.

d) The compound of (a) wherein Y is O.

e) The compound of (a) wherein Y is S.

f) The compound of (a) wherein Z is O.

g) The compound of (a) wherein Z is CH or CH₂.

h) The compound of (a) wherein m is 1.

i) The compound of (a) wherein m is 2.

j) The compound of (a) wherein n is 1.

k) The compound of (a) wherein R₁ and R₂ are independently selected from H, C₁₋₃ alkyl, C₁₋₃ alkoxy, F, Cl, and Br.

l) The compound of (k) wherein R₁ and R₂ are independently selected from H, methyl, methoxy, F and Cl.

m) The compound of (a) wherein R₃ and R₄ are independently selected from H, halo, cyano, acetyl, C₁₋₂ alkyl, and C₁₋₂ alkoxy.

n) The compound of (m) wherein R₃ is independently selected from H, F, Cl, hydroxy, methyl, and methoxy.

o) The compound of (m) wherein R₄ is independently selected from F, Cl, methyl, methoxy, trifluoromethyl, trifluor-

EP 2 243 766 B1

omethoxy, difluoromethyl, difluoromethoxy, fluoromethyl, fluoromethoxy, chlorodifluoromethyl, chlorodifluoromethoxy, dichlorofluoromethyl, and dichlorofluoromethoxy.

5 p) The compound of (a) wherein R_3 is selected from methyl, methoxy, H, Cl, Br, I, OH, $-\text{CH}(\text{CF}_3)_2$, CF_3 , $-\text{OCF}_3$, $-\text{N}(\text{CH}_3)_2$, $-\text{O}-\text{CH}_2\text{COOH}$, and $-\text{COCH}_3$, and R_4 is selected from H, Cl, and methyl.

q) The compound of (a) wherein R_5 and R_6 together form C_{1-9} alkylidanyl or C_{3-9} alkenylidanyl, or R_5 , R_6 and the carbon atom to which they are attached together form C_{3-7} cycloalkyl.

10 r) The compound of (a) wherein R_5 and R_6 are independently selected from halo, phenyl, C_{1-9} alkyl, C_{1-8} alkoxy, C_{2-9} alkenyl, C_{2-9} alkenyloxy, C_{3-7} cycloalkyl, C_{3-7} cycloalkoxy, C_{3-7} cycloalkyl- C_{1-7} alkyl, C_{3-7} cycloalkyl- C_{1-7} alkoxy, C_{3-7} cycloalkyloxy- C_{1-6} alkyl, and C_{3-7} cycloalkyloxy- C_{1-7} alkoxy.

15 s) The compound of (a) wherein R_3 is selected from H, F, Cl, methyl, and methoxy, and R_4 is selected from F, Cl, acetyl, methyl, methoxy, trifluoromethyl, trifluoromethoxy, difluoromethyl, difluoromethoxy, fluoromethyl, fluoromethoxy, chlorodifluoromethyl, chlorodifluoromethoxy, dichlorofluoromethyl, and dichlorofluoromethoxy.

20 t) The compound of (a) wherein R_1 is selected from H, CF_3 , methyl, Cl, and methoxy, and R_2 is selected from H, Cl, and methyl.

u) The compound of (a) wherein X is O and Y is O.

v) The compound of (a) wherein Z is O and Y is S.

25 w) The compound of (a) wherein X is O and Y is S.

x) The compound of (a) wherein X is a covalent bond and Y is S.

30 y) The compound of (a) wherein

R_1 is selected from H, CF_3 , methyl, Cl, and methoxy;

R_2 is selected from H, Cl, and methyl;

R_3 is selected from H, F, Cl, methyl, and methoxy; and

R_4 is selected from F, Cl, methyl, and methoxy.

35

z) The compound of (a) wherein

X is O;

Y is O;

40

R_3 is selected from H, F, Cl, methyl, and methoxy; and

R_4 is selected from F, Cl, methyl, methoxy, trifluoromethyl, trifluoromethoxy, difluoromethyl, difluoromethoxy, fluoromethyl, and fluoromethoxy.

45 aa) The compound of (a) wherein

X is O;

Y is S;

R_3 is selected from H, F, Cl, methyl, and methoxy; and

50

R_4 is selected from F, Cl, methyl, methoxy, trifluoromethyl, trifluoromethoxy, difluoromethyl, difluoromethoxy, fluoromethyl, and fluoromethoxy.

bb) The compound of (a) wherein

Y is O;

55

Z is O;

R_3 is selected from H, F, Cl, methyl, and methoxy; and

R_4 is selected from F, Cl, methyl, methoxy, methyl, methoxy, trifluoromethyl, trifluoromethoxy, difluoromethyl, difluoromethoxy, fluoromethyl, and fluoromethoxy.

cc) The compound of (a) wherein

R₁ is selected from H, CF₃, methyl, Cl, and methoxy;

R₂ is selected from H, Cl, and methyl;

R₃ is selected from H, F, Cl, methyl, and methoxy;

R₄ is selected from F, Cl, methyl, methoxy, and methyl, methoxy, trifluoromethyl, trifluoromethoxy, difluoromethyl, difluoromethoxy, fluoromethyl, and fluoromethoxy; and

R₅ and R₆ together form C₁₋₉ alkylidenyl or C₃₋₉ alkenylidenyl, or R₅, R₆ and the carbon atom to which they attach together form C₃₋₇ cycloalkyl.

dd) The compound of (y) wherein

X is O;

Y is O or S; and

Z is O.

ee) The compound of (y) wherein R₅ and R₆ together form C₁₋₉ alkylidenyl or C₃₋₉ alkenylidenyl, or R₅, R₆ and the carbon atom to which they attach together form C₃₋₇ cycloalkyl.

ff) The compound of (y) wherein R₅ and R₆ are independently selected from halo, phenyl, C₁₋₉ alkyl, C₁₋₈ alkoxy, C₂₋₉ alkenyl, C₂₋₉ alkenyloxy, C₃₋₇ cycloalkyl, C₃₋₇ cycloalkoxy, C₃₋₇cycloalkyl-C₁₋₇alkyl, C₃₋₇cycloalkyl-C₁₋₇alkoxy, C₃₋₇cycloalkyloxy-C₁₋₆alkyl, and C₃₋₇cycloalkyloxy-C₁₋₇alkoxy.

gg) The compound of (y) wherein m is 1 and n is 1.

hh) The compound of (y) wherein Y is S.

ii) The compound of (a) which is selected from:

{2-Methyl-4-[2-(4-trifluoromethyl-phenoxy)methyl]-allylsulfanyl]-phenoxy}-acetic acid;
 (2-Methyl-4-[2-[2-(4-trifluoromethyl-phenyl)-ethyl]-allylsulfanyl]-phenoxy)-acetic acid;
 {2-Methyl-4-[2-(4-trifluoromethoxy-phenoxy)methyl]-allylsulfanyl]-phenoxy}-acetic acid;
 {2-Chloro-4-[2-(4-trifluoromethyl-phenoxy)methyl]-allylsulfanyl]-phenoxy}-acetic acid;
 {2-Methyl-4-[3-methyl-2-(4-trifluoromethyl-phenoxy)methyl]-but-2-enylsulfanyl]-phenoxy}-acetic acid;
 {4-[3,3-Difluoro-2-(4-trifluoromethyl-phenoxy)methyl]-allylsulfanyl]-2-methyl-phenoxy}-acetic acid;
 {3-Chloro-4-[2-(4-trifluoromethyl-phenoxy)methyl]-allylsulfanyl]-phenyl}-acetic acid;
 {2-Methyl-4-[1-(4-trifluoromethyl-phenoxy)methyl]-cyclopropylmethylsulfanyl]-phenoxy}-acetic acid;
 {2-Methyl-4-[2-propyl-2-(4-trifluoromethyl-phenoxy)methyl]-pentylsulfanyl]-phenoxy}-acetic acid;
 {4-[2-(4-Chloro-phenoxy)methyl]-allylsulfanyl]-2-methyl-phenoxy}-acetic acid;
 {4-[2-(3,4-Dichloro-phenoxy)methyl]-allylsulfanyl]-2-methyl-phenoxy}-acetic acid;
 {4-[2-(2,4-Dichloro-phenoxy)methyl]-allylsulfanyl]-2-methyl-phenoxy}-acetic acid;
 {4-[3-Cyano-2-(4-trifluoromethyl-phenoxy)methyl]-allylsulfanyl]-2-methyl-phenoxy}-acetic acid;
 {2-Methyl-4-[3-phenyl-2-(4-trifluoromethyl-phenoxy)methyl]-allylsulfanyl]-phenoxy}-acetic acid;
 {2-Methyl-4-[3-naphthalen-1-yl-2-(4-trifluoromethyl-phenoxy)methyl]-allylsulfanyl]-phenoxy}-acetic acid;
 {4-[2,2-Difluoro-3-(4-trifluoromethyl-phenoxy)-propylsulfanyl]-2-methyl-phenoxy}-acetic acid;
 {2-Methyl-4-[2-(4-trifluoromethyl-phenoxy)methyl]-[1,3]dioxan-2-ylmethylsulfanyl]-phenoxy}-acetic acid;
 {4-[2,2-Dimethyl-4-(4-trifluoromethyl-phenoxy)methyl]-[1,3]dioxolan-4-ylmethylsulfanyl]-2-methyl-phenoxy}-acetic acid;
 [2-Methyl-4-(2-phenoxy)methyl-allylsulfanyl]-phenoxy}-acetic acid;
 {4-[2-(4-Chloro-3-trifluoromethyl-phenoxy)methyl]-allylsulfanyl]-2-methyl-phenoxy}-acetic acid;
 {4-[2-(4-Methoxy-phenoxy)methyl]-allylsulfanyl]-2-methyl-phenoxy}-acetic acid;
 {4-[2-(4-Dimethylamino-phenoxy)methyl]-allylsulfanyl]-2-methyl-phenoxy}-acetic acid;
 {2-Trifluoromethyl-4-[2-(4-trifluoromethyl-phenoxy)methyl]-allylsulfanyl]-phenoxy}-acetic acid;
 {3-Chloro-4-[2-(4-trifluoromethyl-phenoxy)methyl]-allylsulfanyl]-phenoxy}-acetic acid;
 {2-Methoxy-4-[2-(4-trifluoromethyl-phenoxy)methyl]-allylsulfanyl]-phenoxy}-acetic acid;
 {2-Methyl-4-[3-(4-trifluoromethyl-phenoxy)-but-3-enylsulfanyl]-phenoxy}-acetic acid;
 {2-Methyl-4-[2-(4-trifluoromethyl-phenoxy)-allylsulfanyl]-phenoxy}-acetic acid;
 {4-[2-Hydroxy-2-(4-trifluoromethyl-phenoxy)methyl]-butylsulfanyl]-2-methyl-phenoxy}-acetic acid;

- 5 {4-[2-(4-tert-Butyl-phenoxy)methyl]-allylsulfanyl]-2-methyl-phenoxy}-acetic acid;
 {4-[2-(4-Isopropyl-phenoxy)methyl]-allylsulfanyl]-2-methyl-phenoxy}-acetic acid;
 {2-Chloro-4-[2-(3,4-dichloro-phenoxy)methyl]-allylsulfanyl]-phenoxy}-acetic acid;
 {2-Chloro-4-[2-(4-trifluoromethoxy-phenoxy)methyl]-allylsulfanyl]-phenoxy}-acetic acid;
 {4-[2,2-Dimethyl-3-(4-trifluoromethyl-phenoxy)-propylsulfanyl]-2-methyl-phenoxy}-acetic acid;
 {2-Chloro-4-[2,2-dimethyl-3-(4-trifluoromethyl-phenoxy)-propylsulfanyl]-phenoxy}-acetic acid;
 {2-Chloro-4-[1-(4-trifluoromethyl-phenoxy)methyl]-cyclopropylmethylsulfanyl]-phenoxy}-acetic acid;
 {3-Chloro-4-[2,2-dimethyl-3-(4-trifluoromethyl-phenoxy)-propylsulfanyl]-phenyl}-acetic acid;
 {3-Chloro-4-[2,2-dimethyl-3-(4-trifluoromethoxy-phenoxy)-propylsulfanyl]-phenyl}-acetic acid; and
 10 {3-Chloro-4-[3-methyl-2-(4-trifluoromethyl-phenoxy)methyl]-but-2-enylsulfanyl]-phenyl}-acetic acid.

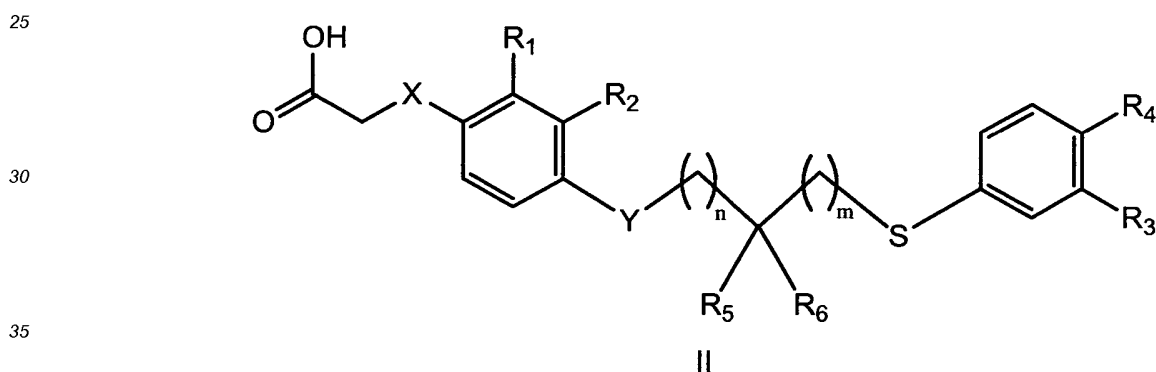
jj) The compound of (a) which is acetic acid, [2-methyl-4-[[2-[[4-(trifluoromethyl)phenoxy]methyl]-2-propenyl]thio]phenoxy]-.

- 15 kk) A pharmaceutical composition comprising a compound of any of (a), (p), (q), (s), (y), (z), (cc), (ii) and (jj).

ll) A method for treating or inhibiting the progression of a PPAR-delta mediated condition, said method comprising administering to a patient in need of treatment a pharmaceutically effective amount of the composition of (kk).

- 20 mm) The compound of (a) which is {2-methyl-4-[2-(4-trifluoromethylphenoxy)methyl]-allylsulfanyl]-phenoxy}-acetic acid.

nn) A compound of Formula (II):



wherein

X is selected from a covalent bond, S, and O;

- 40 Y is S or O;

R₁ and R₂ are independently selected from H, C₁₋₃ alkyl, C₁₋₃ alkoxy, halo, and NR_aR_b wherein R_a and R_b are independently H or C₁₋₃alkyl;

R₃ and R₄ are independently selected from H, halo, cyano, C₁₋₅ alkyl, hydroxy, C₂₋₄ acyl, C₁₋₄ alkoxy, and NR_cR_d wherein R_c and R_d are independently H or C₁₋₃ alkyl, provided that R₃ and R₄ are not both H;

- 45 R₅ and R₆ are independently selected from halo, phenyl, C₁₋₉ alkyl, C₁₋₈ alkoxy, C₂₋₉ alkenyl, C₂₋₉ alkenyloxy, C₃₋₇ cycloalkyl, C₃₋₇ cycloalkoxy, C₃₋₇cycloalkyl-C₁₋₇alkyl, C₃₋₇cycloalkyl-C₁₋₇alkoxy, C₃₋₇cycloalkyloxy-C₁₋₆alkyl, and C₃₋₇cycloalkyloxy-C₁₋₇alkoxy, or

R₅ and R₆ together form C₁₋₉ alkylidanyl or C₃₋₉ alkenylidanyl; or R₅, R₆ and the carbon atom to which they are attached together form C₃₋₇ cycloalkyl or 5- or 6-membered heterocyclyl;

- 50 n is 0, 1 or 2; and

m is 0, 1 or 2;

or a pharmaceutically acceptable salt thereof.

oo) The compound of (nn) wherein X is S or O.

- 55

pp) The compound of (oo) wherein X is O.

qq) The compound of (nn) wherein Y is O.

EP 2 243 766 B1

rr) The compound of (nn) wherein Y is S.

ss) The compound of (nn) wherein m is 1.

5 tt) The compound of (nn) wherein m is 2.

uu) The compound of (nn) wherein n is 1.

10 vv) The compound of (nn) wherein R₁ and R₂ are independently selected from H, C₁₋₃ alkyl, C₁₋₃ alkoxy, F, Cl, and Br.

ww) The compound of (w) wherein R₁ and R₂ are independently selected from H, methyl, methoxy, F and Cl.

15 xx) The compound of (nn) wherein R₃ and R₄ are independently selected from H, halo, cyano, acetyl, C₁₋₂ alkyl, and C₁₋₂ alkoxy.

yy) The compound of (xx) wherein R₃ is independently selected from H, F, Cl, hydroxy, methyl, and methoxy.

20 zz) The compound of (xx) wherein R₄ is independently selected from F, Cl, methyl, methoxy, trifluoromethyl, trifluoromethoxy, difluoromethyl, difluoromethoxy, fluoromethyl, fluoromethoxy, chlorodifluoromethyl, chlorodifluoromethoxy, dichlorofluoromethyl, and dichlorofluoromethoxy.

aaa) The compound of (nn) wherein R₃ is selected from methyl, methoxy, H, Cl, Br, I, OH, -CH(CF₃)₂, CF₃, -OCF₃, -N(CH₃)₂, -O-CH₂COOH, and -COCH₃, and R₄ is selected from H, Cl, and methyl.

25 bbb) The compound of (nn) wherein R₅ and R₆ together form C₁₋₉ alkyldienyl or C₃₋₉ alkenyldienyl, or R₅, R₆ and the carbon atom to which they are attached together form C₃₋₇ cycloalkyl.

30 ccc) The compound of (nn) wherein R₅ and R₆ are independently selected from halo, phenyl, C₁₋₉ alkyl, C₁₋₈ alkoxy, C₂₋₉ alkenyl, C₂₋₉ alkenyloxy, C₃₋₇ cycloalkyl, C₃₋₇ cycloalkoxy, C₃₋₇cycloalkyl-C₁₋₇alkyl, C₃₋₇ cycloalkyl-C₁₋₇alkoxy, C₃₋₇cycloalkyloxy-C₁₋₆alkyl, and C₃₋₇cycloalkyloxy-C₁₋₇alkoxy.

35 ddd) The compound of (nn) wherein R₃ is selected from H, F, Cl, methyl, and methoxy, and R₄ is selected from F, Cl, acetyl, methyl, methoxy, trifluoromethyl, trifluoromethoxy, difluoromethyl, difluoromethoxy, fluoromethyl, fluoromethoxy, chlorodifluoromethyl, chlorodifluoromethoxy, dichlorofluoromethyl, and dichlorofluoromethoxy.

eee) The compound of (nn) wherein R₁ is selected from H, CF₃, methyl, Cl, and methoxy, and R₂ is selected from H, Cl, and methyl.

40 fff) The compound of (nn) wherein X is O and Y is O.

ggg) The compound of (nn) wherein X is O and Y is S.

hhh) The compound of (nn) wherein X is a covalent bond and Y is S.

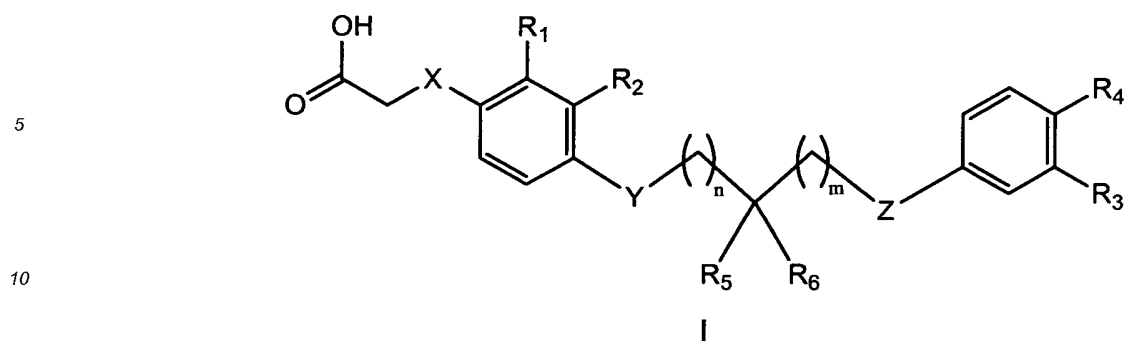
45 iii) The compound of (nn) which is [2-methyl-4-[[2-[[[4-(trifluoromethyl)phenyl]thio]methyl]-2-propenyl]thio]phenoxy]-acetic acid.

Claims

50

1. A compound of Formula (I) for use in treating or inhibiting the progression of a PPAR-delta mediated condition:

55



15 wherein

X is selected from a covalent bond, S, and O;

Y is S or O;

Z is O or CH₂, provided when Y is O, then Z is O;

R₁ and R₂ are independently selected from H, C₁₋₃ alkyl, C₁₋₃ alkoxy, halo, and NR_aR_b wherein R_a and R_b are independently H or C₁₋₃ alkyl;

R₃ and R₄ are independently selected from H, halo, cyano, C₁₋₅ alkyl, hydroxy, C₂₋₄ acyl, C₁₋₄ alkoxy, and NR_cR_d wherein R_c and R_d are independently H or C₁₋₃ alkyl, provided that R₃ and R₄ are not both H;

R₅ and R₆ are independently selected from halo, phenyl, C₁₋₉ alkyl, C₁₋₈ alkoxy, C₂₋₉ alkenyl, C₂₋₉ alkenyloxy, C₃₋₇ cycloalkyl, C₃₋₇ cycloalkoxy, C₃₋₇cycloalkyl-C₁₋₇alkyl, C₃₋₇cycloalkyl-C₁₋₇alkoxy, C₃₋₇cycloalkyloxy-C₁₋₆alkyl, and C₃₋₇cycloalkyloxy-C₁₋₇alkoxy, or

R₅ and R₆ together form C₁₋₉ alkylidenyl or C₃₋₉ alkenylidenyl; or R₅, R₆ and the carbon atom to which they are attached together form C₃₋₇ cycloalkyl or 5- or 6-membered heterocyclyl;

n is 0, 1 or 2; and

m is 0, 1 or 2;

or a pharmaceutically acceptable salt thereof.

2. The compound for use according to claim 1 wherein X is O and Y is S.

3. The compound for use according to claim 1 wherein

X is O;

Y is S;

Z is O or CH₂;

R₃ is selected from H, F, Cl, methyl, and methoxy; and

R₄ is selected from F, Cl, methyl, methoxy, trifluoromethyl, trifluoromethoxy, difluoromethyl, difluoromethoxy, fluoromethyl, and fluoromethoxy.

4. The compound for use according to claim 1 which is selected from:

{2-Methyl-4-[2-(4-trifluoromethyl-phenoxy)methyl]-allylsulfanyl]-phenoxy}-acetic acid;

(2-Methyl-4-[2-[2-(4-trifluoromethyl-phenyl)-ethyl]-allylsulfanyl]-phenoxy)-acetic acid;

{2-Methyl-4-[2-(4-trifluoromethoxy-phenoxy)methyl]-allylsulfanyl]-phenoxy}-acetic acid;

{2-Chloro-4-[2-(4-trifluoromethyl-phenoxy)methyl]-allylsulfanyl]-phenoxy}-acetic acid;

{2-Methyl-4-[3-methyl-2-(4-trifluoromethyl-phenoxy)methyl]-but-2-enylsulfanyl]-phenoxy}-acetic acid;

{4-[3,3-Difluoro-2-(4-trifluoromethyl-phenoxy)methyl]-allylsulfanyl]-2-methylphenoxy}-acetic acid;

{3-Chloro-4-[2-(4-trifluoromethyl-phenoxy)methyl]-allylsulfanyl]-phenyl}-acetic acid;

{2-Methyl-4-[1-(4-trifluoromethyl-phenoxy)methyl]-cyclopropylmethylsulfanyl]-phenoxy}-acetic acid;

{2-Methyl-4-[2-propyl-2-(4-trifluoromethyl-phenoxy)methyl]-pentylsulfanyl]-phenoxy}-acetic acid;

{4-[2-(4-Chloro-phenoxy)methyl]-allylsulfanyl]-2-methyl-phenoxy}-acetic acid;

{4-[2-(3,4-Dichloro-phenoxy)methyl]-allylsulfanyl]-2-methyl-phenoxy}-acetic acid;

{4-[2-(2,4-Dichloro-phenoxy)methyl]-allylsulfanyl]-2-methyl-phenoxy}-acetic acid;

{4-[3-Cyano-2-(4-trifluoromethyl-phenoxy)methyl]-allylsulfanyl]-2-methyl-phenoxy}-acetic acid;

{2-Methyl-4-[3-phenyl-2-(4-trifluoromethyl-phenoxy)methyl]-allylsulfanyl]-phenoxy}-acetic acid;

{2-Methyl-4-[3-naphthalen-1-yl-2-(4-trifluoromethyl-phenoxy)methyl]-allylsulfanyl]-phenoxy}-acetic acid;

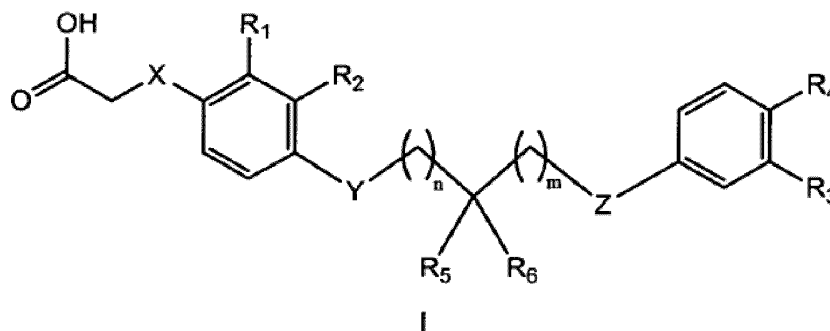
{4-[2,2-Difluoro-3-(4-trifluoromethyl-phenoxy)-propylsulfanyl]-2-methyl-phenoxy}-acetic acid;
 {2-Methyl-4-[2-(4-trifluoromethyl-phenoxy)-[1,3]dioxan-2-ylmethylsulfanyl]-phenoxy}-acetic acid;
 {4-[2,2-Dimethyl-4-(4-trifluoromethyl-phenoxy)-[1,3]dioxolan-4-ylmethylsulfanyl]-2-methyl-phenoxy}-
 -acetic acid;
 5 [2-Methyl-4-(2-phenoxy-methyl-allylsulfanyl)-phenoxy]-acetic acid;
 {4-[2-(4-Chloro-3-trifluoromethyl-phenoxy)-allylsulfanyl]-2-methyl-phenoxy}-acetic acid;
 {4-[2-(4-Methoxy-phenoxy)-allylsulfanyl]-2-methyl-phenoxy}-acetic acid;
 {4-[2-(4-Dimethylamino-phenoxy)-allylsulfanyl]-2-methyl-phenoxy}-acetic acid;
 {2-Trifluoromethyl-4-[2-(4-trifluoromethyl-phenoxy)-allylsulfanyl]-phenoxy}-acetic acid;
 10 {3-Chloro-4-[2-(4-trifluoromethyl-phenoxy)-allylsulfanyl]-phenoxy}-acetic acid;
 {2-Methoxy-4-[2-(4-trifluoromethyl-phenoxy)-allylsulfanyl]-phenoxy}-acetic acid;
 {2-Methyl-4-[3-(4-trifluoromethyl-phenoxy)-but-3-enylsulfanyl]-phenoxy}-acetic acid;
 {2-Methyl-4-[2-(4-trifluoromethyl-phenoxy)-allylsulfanyl]-phenoxy}-acetic acid;
 15 {4-[2-Hydroxy-2-(4-trifluoromethyl-phenoxy)-butylsulfanyl]-2-methyl-phenoxy}-acetic acid;
 {4-[2-(4-tert-Butyl-phenoxy)-allylsulfanyl]-2-methyl-phenoxy}-acetic acid;
 {4-[2-(4-Isopropyl-phenoxy)-allylsulfanyl]-2-methyl-phenoxy}-acetic acid;
 {2-Chloro-4-[2-(3,4-dichloro-phenoxy)-allylsulfanyl]-phenoxy}-acetic acid;
 {2-Chloro-4-[2-(4-trifluoromethoxy-phenoxy)-allylsulfanyl]-phenoxy}-acetic acid;
 20 {4-[2,2-Dimethyl-3-(4-trifluoromethyl-phenoxy)-propylsulfanyl]-2-methyl-phenoxy}-acetic acid;
 {2-Chloro-4-[2,2-dimethyl-3-(4-trifluoromethyl-phenoxy)-propylsulfanyl]-phenoxy}-acetic acid;
 {2-Chloro-4-[1-(4-trifluoromethyl-phenoxy)-cyclopropylmethylsulfanyl]-phenoxy}-acetic acid;
 {3-Chloro-4-[2,2-dimethyl-3-(4-trifluoromethyl-phenoxy)-propylsulfanyl]-phenyl}-acetic acid;
 {3-Chloro-4-[2,2-dimethyl-3-(4-trifluoromethoxy-phenoxy)-propylsulfanyl]-phenyl}-acetic acid; and
 25 {3-Chloro-4-[3-methyl-2-(4-trifluoromethyl-phenoxy)-but-2-enylsulfanyl]-phenyl}-acetic acid.

5. The compound for use according to any one of claims 1 to 4, wherein the PPAR-delta mediated condition is diabetes, cardiovascular diseases, Metabolic X Syndrome, hypercholesterolemia, hypo-HDL-cholesterolemia, hyper-LDL-cholesterolemia, dyslipidemia, atherosclerosis, obesity, and complications thereof.
- 30 6. The compound for use according to claim 5, wherein the complication of diabetes is selected from the group containing neuropathy, nephropathy, and retinopathy.
7. The compound for use according to claim 5, wherein the dyslipidaemia is selected from the group consisting of low HDL (< 35 or 40 mg/dl), high triglycerides (> 200 mg/dl) and high LDL (> 150 mg/dl).
- 35 8. The compound for use according to any one of claims 1 to 4, wherein the treating or inhibiting the progression of a PPAR-delta mediated condition comprises in a method for treating or inhibiting the progression of diabetes or impaired glucose tolerance.
- 40 9. The compound for use according to any one of claims 1 to 4, wherein the treating or inhibiting the progression of a PPAR-delta mediated condition comprises a method of lowering serum levels of a molecule from the group comprising: low-density lipoproteins (LDL), intermediate density lipoprotein (IDL), small-density LDL, atherogenic molecules, molecules that cause atherosclerotic complications, triglycerides and free fatty acid.
- 45 10. A compound for use according to any one of claims 1 to 4, wherein the treating or inhibiting the progression of a PPAR-delta mediated condition comprises a method of elevating serum levels of high-density lipoproteins (HDL),
11. A compound for use according to any one of claims 1 to 4, wherein the treating or inhibiting the progression of a PPAR-delta mediated condition comprises a method of lowering fasting plasma glucose (FPG)/HbA1c.
- 50 12. The compound for use according to any of the preceding claims, wherein the compound is administered in a dose from 0.001 mg/kg to 5 mg/kg body weight, more preferably from 0.01 mg/kg to 0.5 mg/kg body weight.
13. The compound for use according to any of the preceding claims, wherein the compound is administered as two, three, four or more sub-doses at intervals throughout the day.
- 55 14. The compound for use according to claim 13, wherein said sub-doses are formulated as unit dosage forms.

15. The compound for use to claim 14, wherein the unit dosage form contains 0.5 to 50 mg of active ingredient per unit dosage form.

5 **Patentansprüche**

1. Verbindung der Formel (I) zur Verwendung bei der Behandlung oder Inhibierung des Fortschreitens eines durch PPAR-delta vermittelten Leidens:



wobei

X aus einer kovalenten Bindung, S und O ausgewählt ist;

Y für S oder O steht;

Z für 0 oder CH₂ steht, mit der Maßgabe, dass, wenn Y für 0 steht, Z für 0 steht;

R₁ und R₂ unabhängig voneinander aus H, C₁₋₃-Alkyl, C₁₋₃-Alkoxy, Halogen und NR_aR_b ausgewählt sind, wobei R_a und R_b unabhängig voneinander für H oder C₁₋₃-Alkyl stehen;

R₃ und R₄ unabhängig voneinander aus H, Halogen, Cyano, C₁₋₅-Alkyl, Hydroxy, C₂₋₄-Acyl, C₁₋₄-Alkoxy und NR_cR_d ausgewählt sind, wobei R_c und R_d unabhängig voneinander für H oder C₁₋₃-Alkyl stehen, mit der Maßgabe, dass R₃ und R₄ nicht beide für H stehen;

R₅ und R₆ unabhängig voneinander aus Halogen, Phenyl, C₁₋₉-Alkyl, C₁₋₈-Alkoxy, C₂₋₉-Alkenyl, C₂₋₉-Alkenyloxy, C₃₋₇-Cycloalkyl, C₃₋₇-Cycloalkoxy, C₃₋₇-Cycloalkyl-C₁₋₇-alkyl, C₃₋₇-Cycloalkyl-C₁₋₇-alkoxy, C₃₋₇-Cycloalkyloxy-C₁₋₆-alkyl und C₃₋₇-Cycloalkyloxy-C₁₋₇-alkoxy ausgewählt sind oder

R₅ und R₆ zusammen C₁₋₈-Alkylidenyl oder C₃₋₉-Alkenylidenyl bilden; oder R₅, R₆ und das Kohlenstoffatom, an das sie gebunden sind, zusammen C₃₋₇-Cycloalkyl oder einen 5- oder 6-gliedrigen Heterocyclus bilden;

n für 0, 1 oder 2 steht; und

m für 0, 1 oder 2 steht;

oder ein pharmazeutisch unbedenkliches Salz davon.

2. Verbindung zur Verwendung nach Anspruch 1, wobei X für 0 steht und Y für S steht.

3. Verbindung zur Verwendung nach Anspruch 1, wobei

X für 0 steht;

Y für S steht;

Z für 0 oder CH₂ steht;

R₃ aus H, F, Cl, Methyl und Methoxy ausgewählt ist; und

R₄ aus F, Cl, Methyl, Methoxy, Trifluormethyl, Trifluormethoxy, Difluormethyl, Difluormethoxy, Fluormethyl und Fluormethoxy ausgewählt ist.

4. Verbindung zur Verwendung nach Anspruch 1, ausgewählt aus:

{2-Methyl-4-[2-(4-trifluormethylphenoxy)methyl]allylsulfanyl}phenoxy}essigsäure;

(2-Methyl-4-[2-[2-(4-trifluormethylphenyl)ethyl]allylsulfanyl]phenoxy}essigsäure;

{2-Methyl-4-[2-(4-trifluormethoxyphenoxy)methyl]allylsulfanyl}phenoxy}essigsäure;

{2-Chlor-4-[2-(4-trifluormethylphenoxy)methyl]allylsulfanyl}phenoxy}essigsäure;

{2-Methyl-4-[3-methyl-2-(4-trifluormethylphenoxy)methyl]-but-2-enylsulfanyl}phenoxy}essigsäure;

{4-[3,3-Difluor-2-(4-trifluormethylphenoxy)methyl]allylsulfanyl]-2-methylphenoxy}essigsäure;

- {3-Chlor-4-[2-(4-trifluormethylphenoxy)methyl]allylsulfanyl]phenyl}essigsäure;
 {2-Methyl-4-[1-(4-trifluormethylphenoxy)methyl]cyclopropylmethylsulfanyl]phenoxy}essigsäure;
 {2-Methyl-4-[2-propyl-2-(4-trifluormethylphenoxy)methyl]pentylsulfanyl]phenoxy}essigsäure;
 {4-[2-(4-Chlorphenoxy)methyl]allylsulfanyl]-2-methylphenoxy}essigsäure;
 5 {4-[2-(3,4-Dichlorphenoxy)methyl]allylsulfanyl]-2-methylphenoxy}essigsäure;
 {4-[2-(2,4-Dichlorphenoxy)methyl]allylsulfanyl]-2-methylphenoxy}essigsäure;
 {4-[3-Cyano-2-(4-trifluormethylphenoxy)methyl]allylsulfanyl]-2-methylphenoxy}essigsäure;
 {2-Methyl-4-[3-phenyl-2-(4-trifluormethylphenoxy)methyl]allylsulfanyl]phenoxy}essigsäure;
 {2-Methyl-4-[3-naphthalin-1-yl-2-(4-trifluormethylphenoxy)methyl]allylsulfanyl]phenoxy}essigsäure;
 10 {4-[2,2-Difluor-3-(4-trifluormethylphenoxy)propylsulfanyl]-2-methylphenoxy}essigsäure;
 {2-Methyl-4-[2-(4-trifluormethylphenoxy)methyl]-[1,3]dioxan-2-ylmethylsulfanyl]phenoxy}essigsäure;
 {4-[2,2-Dimethyl-4-(4-trifluormethylphenoxy)methyl]-[1,3]dioxolan-4-ylmethylsulfanyl]-2-methylphenoxy}essigsäure;
 {2-Methyl-4-(2-phenoxy)methylallylsulfanyl]phenoxy}essigsäure;
 15 {4-[2-(4-Chlor-3-trifluormethylphenoxy)methyl]allylsulfanyl]2-methylphenoxy}essigsäure;
 {4-[2-(4-Methoxyphenoxy)methyl]allylsulfanyl]-2-methylphenoxy}essigsäure;
 {4-[2-(4-Dimethylaminophenoxy)methyl]allylsulfanyl]-2-methylphenoxy}essigsäure;
 {2-Trifluormethyl-4-[2-(4-trifluormethylphenoxy)methyl]allylsulfanyl]phenoxy}essigsäure;
 {3-Chlor-4-[2-(4-trifluormethylphenoxy)methyl]allylsulfanyl]phenoxy}essigsäure;
 20 {2-Methoxy-4-[2-(4-trifluormethylphenoxy)methyl]allylsulfanyl]phenoxy}essigsäure;
 {2-Methyl-4-[3-(4-trifluormethylphenoxy)-but-3-enylsulfanyl]phenoxy}essigsäure;
 {2-Methyl-4-[2-(4-trifluormethylphenoxy)allylsulfanyl]phenoxy}essigsäure;
 {4-[2-Hydroxy-2-(4-trifluormethylphenoxy)methyl]butylsulfanyl]-2-methylphenoxy}essigsäure;
 {4-[2-(4-tert.-Butylphenoxy)methyl]allylsulfanyl]-2-methylphenoxy}essigsäure;
 25 {4-[2-(4-Isopropylphenoxy)methyl]allylsulfanyl]-2-methylphenoxy}essigsäure;
 {2-Chlor-4-[2-(3,4-dichlorphenoxy)methyl]allylsulfanyl]phenoxy}essigsäure;
 {2-Chlor-4-[2-(4-trifluormethoxyphenoxy)methyl]allylsulfanyl]phenoxy}essigsäure;
 {4-[2,2-Dimethyl-3-(4-trifluormethylphenoxy)propylsulfanyl]-2-methylphenoxy}essigsäure;
 {2-Chlor-4-[2,2-dimethyl-3-(4-trifluormethylphenoxy)propylsulfanyl]phenoxy}essigsäure;
 30 {2-Chlor-4-[1-(4-trifluormethylphenoxy)methyl]cyclopropylmethylsulfanyl]phenoxy}essigsäure;
 {3-Chlor-4-[2,2-dimethyl-3-(4-trifluormethylphenoxy)propylsulfanyl]phenyl}essigsäure;
 {3-Chlor-4-[2,2-dimethyl-3-(4-trifluormethoxyphenoxy)propylsulfanyl]phenyl}essigsäure und
 {3-Chlor-4-[3-methyl-2-(4-trifluormethylphenoxy)methyl]but-2-enylsulfanyl]phenyl}essigsäure.
- 35 **5.** Verbindung zur Verwendung nach einem der Ansprüche 1 bis 4, wobei es sich bei dem durch PPAR-delta vermittelten Leiden um Diabetes, Herz-Kreislauf-Krankheiten, metabolisches X-Syndrom, Hypercholesterinämie, Hypo-HDL-Cholesterinämie, Hyper-LDL-Cholesterinämie, Dyslipidämie, Atherosklerose, Obesitas und Komplikationen davon handelt.
- 40 **6.** Verbindung zur Verwendung nach Anspruch 5, wobei die Komplikation von Diabetes aus der Neuropathie, Nephropathie und Retinopathie enthaltenden Gruppe ausgewählt ist.
- 7.** Verbindung zur Verwendung nach Anspruch 5, wobei die Dyslipidämie aus der aus niedrigem HDL (< 35 oder 40 mg/dl), hohen Triglyceriden (> 200 mg/dl) und hohem LDL (> 150 mg/dl) bestehenden Gruppe ausgewählt ist.
- 45 **8.** Verbindung zur Verwendung nach einem der Ansprüche 1 bis 4, wobei die Behandlung oder Inhibierung des Fortschreitens eines durch PPAR-delta vermittelten Leidens ein Verfahren zur Behandlung oder Inhibierung des Fortschreitens von Diabetes oder gestörter Glucosetoleranz umfasst.
- 50 **9.** Verbindung zur Verwendung nach einem der Ansprüche 1 bis 4, wobei die Behandlung oder Inhibierung des Fortschreitens eines durch PPAR-delta vermittelten Leidens ein Verfahren zur Absenkung der Serumkonzentrationen eines Moleküls aus der Lipoproteine niedriger Dichte (Low-Density Lipoproteins, LDL), Lipoprotein mittlerer Dichte (Intermediate Density Lipoprotein, IDL), LDL kleiner Dichte, atherogenetische Moleküle, atherosklerotische Komplikationen verursachende Moleküle, Triglyceride und freie Fettsäure umfassenden Gruppe umfasst.
- 55 **10.** Verbindung zur Verwendung nach einem der Ansprüche 1 bis 4, wobei die Behandlung oder Inhibierung des Fortschreitens eines durch PPAR-delta vermittelten Leidens ein Verfahren zur Erhöhung der Serumkonzentrationen an Lipoproteinen hoher Dichte (High-Density Lipoproteins, HDL), umfasst.

11. Verbindung zur Verwendung nach einem der Ansprüche 1 bis 4, wobei die Behandlung oder Inhibierung des Fortschreitens eines durch PPAR-delta vermittelten Leidens ein Verfahren zum Absenken der Nüchternplasmaglukose (Fasting Plasma Glucose, FPG)/HbA1c umfasst.

5 12. Verbindung zur Verwendung nach einem der vorhergehenden Ansprüche, wobei die Verbindung in einer Dosis von 0,001 mg/kg bis 5 mg/kg Körpergewicht, besonders bevorzugt von 0,01 mg/kg bis 0,5 mg/kg Körpergewicht, verabreicht wird.

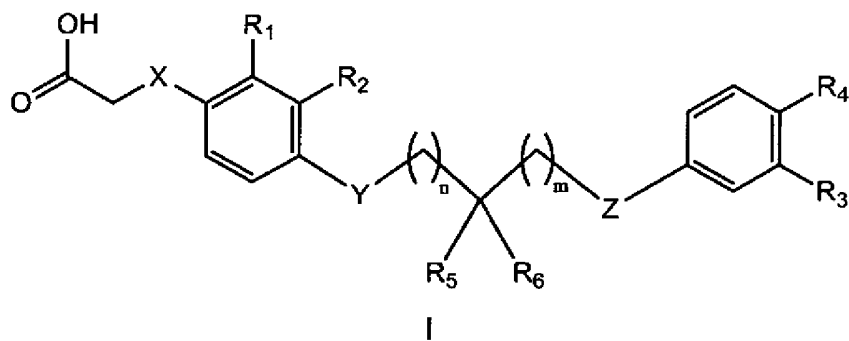
10 13. Verbindung zur Verwendung nach einem der vorhergehenden Ansprüche, wobei die Verbindung als zwei, drei, vier oder mehr Teildosen in Abständen über den Tag verabreicht wird.

14. Verbindung zur Verwendung nach Anspruch 13, wobei die Teildosen als Einheitsdosisformen formuliert sind.

15 15. Verbindung zur Verwendung nach Anspruch 14, wobei die Einheitsdosisform 0,5 bis 50 mg Wirkstoff pro Einheitsdosisform enthält.

Revendications

20 1. Composé de Formule (I) pour utilisation dans le traitement ou l'inhibition de la progression d'un état pathologique faisant intervenir PPAR-delta :



35

où

X est choisi parmi une liaison covalente, S et O ;

Y représente S ou O ;

Z représente O ou CH₂, à la condition que lorsque Y représente O, alors Z représente O ;

40 chacun des radicaux R₁ et R₂ est indépendamment choisi parmi H et les groupements alkyle en C₁₋₃, alkoxy en C₁₋₃, halogéno et NR_aR_b où chacun des radicaux R_a et R_b représente indépendamment H ou un groupement alkyle en C₁₋₃ ;

chacun des radicaux R₃ et R₄ est indépendamment choisi parmi H et les groupements halogéno, cyano, alkyle en C₁₋₅, hydroxy, acyle en C₂₋₄, alkoxy en C₁₋₄ et NR_cR_d où chacun des radicaux R_c et R_d représente indépendamment H ou un groupement alkyle en C₁₋₃, à la condition que R₃ et R₄ ne représentent pas tous deux H ;

45 chacun des radicaux R₅ et R₆ est indépendamment choisi parmi les groupements halogéno, phényle, alkyle en C₁₋₉, alkoxy en C₁₋₈, alcényle en C₂₋₉, alcényloxy en C₂₋₉, cycloalkyle en C₃₋₇, cycloalkoxy en C₃₋₇, (cycloalkyle en C₃₋₇)-(alkyle en C₁₋₇), (cycloalkyle en C₃₋₇)-(alkoxy en C₁₋₇), (cycloalkoxy en C₃₋₇) - (alkyle en C₁₋₆), et (cycloalkoxy en C₃₋₇)-(alkoxy en C₁₋₇), ou

50 R₅ et R₆ forment ensemble un groupement alkylidényle en C₁₋₉ ou alcénylidényle en C₃₋₉ ; ou R₅, R₆ et l'atome de carbone auquel ils sont liés forment ensemble un groupement cycloalkyle en C₃₋₇ ou hétérocyclyle comportant 5 ou 6 chaînons ;

n est égal à 0, 1 ou 2 ; et

m est égal à 0, 1 ou 2 ;

55 ou l'un des sels pharmaceutiquement acceptables de celui-ci.

2. Composé pour utilisation selon la revendication 1, où X représente O et Y représente S.

3. Composé pour utilisation selon la revendication 1, où :

X représente 0 ;

Y représente S ;

5 Z représente 0 ou CH₂ ;

R₃ est choisi parmi H, F, Cl et les groupements méthyle et méthoxy ; et

R₄ est choisi parmi F, Cl et les groupements méthyle, méthoxy, trifluorométhyle, trifluorométhoxy, difluorométhyle, difluorométhoxy, fluorométhyle et fluorométhoxy.

10 4. Composé pour utilisation selon la revendication 1, sélectionné parmi les composés suivants :

Acide {2-méthyl-4-[2-(4-trifluorométhyl-phénoxy-méthyl)-allylsulfanyl]-phénoxy}-acétique ;

Acide (2-méthyl-4-{2-[2-(4-trifluorométhyl-phényl)-éthyl]-allylsulfanyl}-phénoxy)-acétique ;

Acide {2-méthyl-4-[2-(4-trifluorométhoxy-phénoxy-méthyl)-allylsulfanyl]-phénoxy}-acétique ;

15 Acide {2-chloro-4-[2-(4-trifluorométhyl-phénoxy-méthyl)-allylsulfanyl]-phénoxy}-acétique ;

Acide {2-méthyl-4-[3-méthyl-2-(4-trifluorométhyl-phénoxy-méthyl)-but-2-énylsulfanyl]-phénoxy}-acétique ;

Acide {4-[3,3-difluoro-2-(4-trifluorométhyl-phénoxy-méthyl)-allylsulfanyl]-2-méthyl-phénoxy}-acétique ;

Acide {3-chloro-4-[2-(4-trifluorométhyl-phénoxy-méthyl)-allylsulfanyl]-phényl}-acétique ;

20 Acide {2-méthyl-4-[1-(4-trifluorométhyl-phénoxy-méthyl)-cyclopropylméthylsulfanyl]-phénoxy}-acétique ;

Acide {2-méthyl-4-[2-propyl-2-(4-trifluorométhyl-phénoxy-méthyl)-pentylsulfanyl]-phénoxy}-acétique ;

Acide {4-[2-(4-chloro-phénoxy-méthyl)-allylsulfanyl]-2-méthyl-phénoxy}-acétique ;

Acide {4-[2-(3,4-dichloro-phénoxy-méthyl)-allylsulfanyl]-2-méthyl-phénoxy}-acétique ;

Acide {4-[2-(2,4-dichloro-phénoxy-méthyl)-allylsulfanyl]-2-méthyl-phénoxy}-acétique ;

25 Acide {4-[3-cyano-2-(4-trifluorométhyl-phénoxy-méthyl)-allylsulfanyl]-2-méthyl-phénoxy}-acétique ;

Acide {2-méthyl-4-[3-phényl-2-(4-trifluorométhyl-phénoxy-méthyl)-allylsulfanyl]-phénoxy}-acétique ;

Acide {2-méthyl-4-[3-naphtalén-1-yl-2-(4-trifluorométhyl-phénoxy-méthyl)-allylsulfanyl]-phénoxy}-acétique ;

Acide {4-[2,2-difluoro-3-(4-trifluorométhyl-phénoxy)-propylsulfanyl]-2-méthyl-phénoxy}-acétique ;

Acide {2-méthyl-4-[2-(4-trifluorométhyl-phénoxy-méthyl)-[1,3]dioxan-2-ylméthylsulfanyl]-phénoxy}-acétique ;

30 Acide {4-[2,2-diméthyl-4-(4-trifluorométhyl-phénoxy-méthyl)-[1,3]dioxolan-4-ylméthylsulfanyl]-2-méthyl-phénoxy}-acétique ;

Acide [2-méthyl-4-(2-phénoxy-méthyl-allylsulfanyl)-phénoxy]-acétique ;

Acide {4-[2-(4-chloro-3-trifluorométhyl-phénoxy-méthyl)-allylsulfanyl]-2-méthyl-phénoxy}-acétique ;

Acide {4-[2-(4-méthoxy-phénoxy-méthyl)-allylsulfanyl]-2-méthyl-phénoxy}-acétique ;

35 Acide {4-[2-(4-diméthylamino-phénoxy-méthyl)-allylsulfanyl]-2-méthyl-phénoxy}-acétique ;

Acide {2-trifluorométhyl-4-[2-(4-trifluorométhyl-phénoxy-méthyl)-allylsulfanyl]-phénoxy}-acétique ;

Acide {3-chloro-4-[2-(4-trifluorométhyl-phénoxy-méthyl)-allylsulfanyl]-phénoxy}-acétique ;

Acide {2-méthoxy-4-[2-(4-trifluorométhyl-phénoxy-méthyl)-allylsulfanyl]-phénoxy}-acétique ;

Acide {2-méthyl-4-[3-(4-trifluorométhyl-phénoxy)-but-3-énylsulfanyl]-phénoxy}-acétique ;

40 Acide {2-méthyl-4-[2-(4-trifluorométhyl-phénoxy)-allylsulfanyl]-phénoxy}-acétique ;

Acide {4-[2-hydroxy-2-(4-trifluorométhyl-phénoxy-méthyl)-butylsulfanyl]-2-méthyl-phénoxy}-acétique ;

Acide {4-[2-(4-tert-butyl-phénoxy-méthyl)-allylsulfanyl]-2-méthyl-phénoxy}-acétique ;

Acide {4-[2-(4-isopropyl-phénoxy-méthyl)-allylsulfanyl]-2-méthyl-phénoxy}-acétique ;

Acide {2-chloro-4-[2-(3,4-dichloro-phénoxy-méthyl)-allylsulfanyl]-phénoxy}-acétique ;

45 Acide {2-chloro-4-[2-(4-trifluorométhoxy-phénoxy-méthyl)-allylsulfanyl]-phénoxy}-acétique ;

Acide {4-[2,2-diméthyl-3-(4-trifluorométhyl-phénoxy)-propylsulfanyl]-2-méthyl-phénoxy}-acétique ;

Acide {2-chloro-4-[2,2-diméthyl-3-(4-trifluorométhyl-phénoxy)-propylsulfanyl]-phénoxy}-acétique ;

Acide {2-chloro-4-[1-(4-trifluorométhyl-phénoxy-méthyl)-cyclopropylméthylsulfanyl]-phénoxy}-acétique ;

Acide {3-chloro-4-[2,2-diméthyl-3-(4-trifluorométhyl-phénoxy)-propylsulfanyl]-phényl}-acétique ;

50 Acide {3-chloro-4-[2,2-diméthyl-3-(4-trifluorométhoxy-phénoxy)-propylsulfanyl]-phényl}-acétique ; et

Acide {3-chloro-4-[3-méthyl-2-(4-trifluorométhyl-phénoxy-méthyl)-but-2-énylsulfanyl]-phényl}-acétique.

5. Composé pour utilisation selon l'une quelconque des revendications 1 à 4, où l'état pathologique faisant intervenir PPAR-delta est l'un des suivants : diabète, maladies cardio-vasculaires, syndrome X, hypercholestérolémie, hypocholestérolémie HDL, hypercholestérolémie LDL, dyslipidémie, athérosclérose, obésité et leurs complications.

55

6. Composé pour utilisation selon la revendication 5, où la complication du diabète est choisie dans le groupe contenant la neuropathie, la néphropathie et la rétinopathie.

EP 2 243 766 B1

7. Composé pour utilisation selon la revendication 5, où la dyslipidémie est choisie dans le groupe constitué par une faible teneur en HDL (< 35 ou 40 mg/dl), une teneur élevée en triglycérides (> 200 mg/dl) et une teneur élevée en LDL (> 150 mg/dl).
- 5 8. Composé pour utilisation selon l'une quelconque des revendications 1 à 4, où le traitement ou l'inhibition de la progression d'un état pathologique faisant intervenir PPAR-delta comprennent une méthode de traitement ou d'inhibition de la progression du diabète ou d'une déficience de la tolérance au glucose.
- 10 9. Composé pour utilisation selon l'une quelconque des revendications 1 à 4, où le traitement ou l'inhibition de la progression d'un état pathologique faisant intervenir PPAR-delta comprennent une méthode de diminution des concentrations sériques en une molécule choisie dans le groupe comprenant les suivantes : lipoprotéines basse densité (LDL), lipoprotéines de densité intermédiaire (IDL), LDL faible densité, molécules athérogènes, molécules provoquant des complications athéroscléreuses, triglycérides et acides gras libre.
- 15 10. Composé pour utilisation selon l'une quelconque des revendications 1 à 4, où le traitement ou l'inhibition de la progression d'un état pathologique faisant intervenir PPAR-delta comprennent une méthode d'augmentation des concentrations sériques en lipoprotéines hautes densité (HDL).
- 20 11. Composé pour utilisation selon l'une quelconque des revendications 1 à 4, où le traitement ou l'inhibition de la progression d'un état pathologique faisant intervenir PPAR-delta comprennent une méthode de diminution de la glycémie plasmatique à jeun (FPG)/HbA1c.
- 25 12. Composé pour utilisation selon l'une quelconque des revendications précédentes, où le composé est administré en une dose comprise entre 0,001 mg/kg et 5 mg/kg de poids corporel, plus préférentiellement comprise entre 0,01 mg/kg et 0,5 mg/kg de poids corporel.
- 30 13. Composé pour utilisation selon l'une quelconque des revendications précédentes, où le composé est administré sous forme de deux, trois, quatre sous-doses ou plus à des intervalles répartis dans la journée.
- 35 14. Composé pour utilisation selon la revendication 13, où lesdites sous-doses sont formulées en tant que formes galéniques unitaires.
- 40 15. Composé pour utilisation selon la revendication 14, où la forme galénique unitaire contient 0,5 à 50 mg de principe actif par forme galénique unitaire.
- 45
- 50
- 55

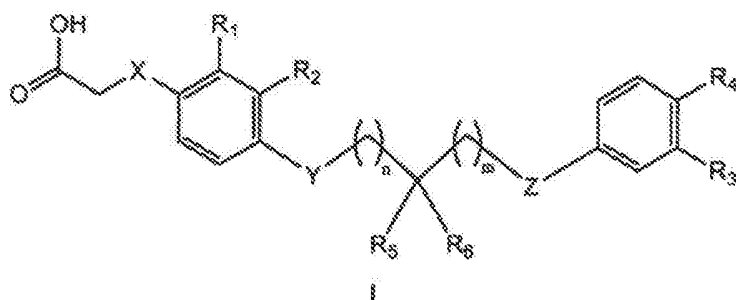
REFERENCES CITED IN THE DESCRIPTION

This list of references cited by the applicant is for the reader's convenience only. It does not form part of the European patent document. Even though great care has been taken in compiling the references, errors or omissions cannot be excluded and the EPO disclaims all liability in this regard.

Non-patent literature cited in the description

- **SHI et al.** *Proc Natl. Acad. Sci USA*, 2002, vol. 99 (5), 2613-2618 [0002] [0015]
- **BRAISSANT et al.** *Endocrinology*, 1996, vol. 137 (1), 354-366 [0002]
- **AUBOEUF et al.** *Diabetes*, 1997, vol. 46 (8), 1319-1327 [0002]
- **LEIBOWITZ et al.** *FEBS Lett*, 2000, vol. 473 (3), 333-336 [0003]
- **OLIVER et al.** *Proc. Natl. Acad. Sci. USA*, 2001, vol. 98 (9), 5306-5311 [0003]
- **LAWN et al.** *J. Clin. Investigation*, 1999, vol. 104 (8), R25-R31 [0003]
- **BODEN, G.** *PROCEEDINGS OF THE ASSOCIATION OF AMERICAN PHYSICIANS*, May 1999, vol. 111 (3), 241-8 [0003]
- **OLIVER et al.** *Proceedings of the National Academy of Sciences of the United States of America*, 2001, vol. 98 (9), 5306-5311 [0004]
- *Protective Groups in Organic Synthesis*. John Wiley & Sons, 1991 [0087]

I. (I) képletű vegyület



ahol

X jelentése kovalens kötés, S és O közül van kiválasztva;

Y jelentése S vagy O;

Z jelentése O vagy CH₂, azzal a megkötéssel, hogy amikor Y jelentése O, akkor Z jelentése O;

R₁ és R₂ jelentése egymástól függetlenül H, C₁₋₃ alkil-, C₁₋₃ alkoxycsoport, halogénatom és NR_aR_b képletű csoport közül van kiválasztva, ahol R_a és R_b jelentése egymástól függetlenül H vagy C₁₋₃ alkilcsoport;

R₃ és R₄ jelentése egymástól függetlenül H, halogénatom, ciano-, C₁₋₅ alkil-, hidroxil-, C₂₋₄ acil-, C₁₋₄ alkoxycsoport és NR_cR_d képletű csoport közül van kiválasztva, ahol R_c és R_d jelentése egymástól függetlenül H vagy C₁₋₃ alkilcsoport, azzal a megkötéssel, hogy R₃ és R₄ jelentése nem lehet egyidejűleg H;

R₅ és R₆ jelentése egymástól függetlenül halogénatom, fenil-, C₁₋₉ alkil-, C₁₋₉ alkoxi-, C₂₋₉ alkenil-, C₂₋₉ alkeniloxi-, C₃₋₇ cikloalkil-, C₃₋₇ cikloalkoxi-, C₃₋₇ cikloalkil-C₁₋₇alkil-, C₃₋₇ cikloalkil-C₁₋₇alkoxi-, C₃₋₇ cikloalkiloxi-C₁₋₇alkil- és C₃₋₇ cikloalkiloxi-C₁₋₇alkoxi-csoport közül van kiválasztva, vagy

R₅ és R₆ együtt C₁₋₉ alkilidenil- vagy C₁₋₉ alkenilidenil-csoportot képeznek; vagy R₅ és R₆ azzal a szénatommal együtt, amelyhez kapcsolódnak C₃₋₇ cikloalkil- vagy 5- vagy 6-tagú heterociklilcsoportot alkotnak;

n értéke 0, 1 vagy 2; és

m értéke 0, 1 vagy 2;

vagy ennek gyógyszerészetileg elfogadható sója PPAR-delta-mediálta állapot előrehaladásának kezelésében vagy gátlásában történő alkalmazásra.

2. Az 1. igénypont szerinti vegyület az ott megadott alkalmazásra, ahol X jelentése O és Y jelentése S.

3. Az 1. igénypont szerinti vegyület az ott megadott alkalmazásra, ahol

X jelentése O;

Y jelentése S;

Z jelentése O vagy CH₂;

R₃ jelentése H, F, Cl, metil- és metoxycsoport közül van kiválasztva; és

R₄ jelentése F, Cl, metil-, metoxi-, trifluormetil-, trifluormetoxi-, difluormetil-, difluormetoxi-, fluormetil- és fluormetoxi-csoport közül van kiválasztva.

4. Az 1. igénypont szerinti vegyület az ott megadott alkalmazásra, amely vegyület a következők közül van kiválasztva:

- {2-Metil-4-[2-(4-trifluormetil-fenoximetil)-allilszulfanil]-fenoxi}-ecetsav;
- {2-Metil-4-[2-[2-(4-trifluormetil-fenil)-etil]-allilszulfanil]-fenoxi}-ecetsav;
- {2-Metil-4-[2-(4-trifluormetoxi-fenoximetil)-allilszulfanil]-fenoxi}-ecetsav;
- {2-Klór-4-[2-(4-trifluormetil-fenoximetil)-allilszulfanil]-fenoxi}-ecetsav;
- {2-Metil-4-[3-metil-2-(4-trifluormetil-fenoximetil)-but-2-enilszulfanil]-fenoxi}-ecetsav;
- {4-[3,3-Difluor-2-(4-trifluormetil-fenoximetil)-allilszulfanil]-2-metilfenoxi}-ecetsav;
- {3-Klór-4-[2-(4-trifluormetil-fenoximetil)-allilszulfanil]-fenil}-ecetsav;
- {2-Metil-4-[1-(4-trifluormetil-fenoximetil)-ciklopropilmetilszulfanil]-fenoxi}-ecetsav;
- {2-Metil-4-[2-propil-2-(4-trifluormetil-fenoximetil)-pentilszulfanil]-fenoxi}-ecetsav;
- {4-[2-(4-Klór-fenoximetil)-allilszulfanil]-2-metil-fenoxi}-ecetsav;
- {4-[2-(3,4-Diklór-fenoximetil)-allilszulfanil]-2-metil-fenoxi}-ecetsav;
- {4-[2-(2,4-Diklór-fenoximetil)-allilszulfanil]-2-metil-fenoxi}-ecetsav;
- {4-[3-Ciano-2-(4-trifluormetil-fenoximetil)-allilszulfanil]-2-metil-fenoxi}-ecetsav;
- {2-Metil-4-[3-fenil-2-(4-trifluormetil-fenoximetil)-allilszulfanil]-fenoxi}-ecetsav;
- {2-Metil-4-[3-naftalen-1-il-2-(4-trifluormetil-fenoximetil)-allilszulfanil]-fenoxi}-ecetsav;
- {4-[2,2-Difluor-3-(4-trifluormetil-fenoxi)-propilszulfanil]-2-metil-fenoxi}-ecetsav;
- {2-Metil-4-[2-(4-trifluormetil-fenoximetil)-[1,3]dioxan-2-ilmetilszulfanil]-fenoxi}-ecetsav;
- {4-[2,2-Dimetil-4-(4-trifluormetil-fenoximetil)-[1,3]dioxolan-4-ilmetilszulfanil]-2-metil-fenoxi}-ecetsav;
- {2-Metil-4-(2-fenoximetil-allilszulfanil)-fenoxi}-ecetsav;
- {4-[2-(4-Klór-3-trifluormetil-fenoximetil)-allilszulfanil]-2-metil-fenoxi}-ecetsav;
- {4-[2-(4-Metoxi-fenoximetil)-allilszulfanil]-2-metil-fenoxi}-ecetsav;
- {4-[2-(4-Dimetilamino-fenoximetil)-allilszulfanil]-2-metil-fenoxi}-ecetsav;
- {2-Trifluormetil-4-[2-(4-trifluormetil-fenoximetil)-allilszulfanil]-fenoxi}-ecetsav;
- {3-Klór-4-[2-(4-trifluormetil-fenoximetil)-allilszulfanil]-fenoxi}-ecetsav;
- {2-Metoxi-4-[2-(4-trifluormetil-fenoximetil)-allilszulfanil]-fenoxi}-ecetsav;
- {2-Metil-4-[3-(4-trifluormetil-fenoxi)-but-3-enilszulfanil]-fenoxi}-ecetsav;
- {2-Metil-4-[2-(4-trifluormetil-fenoxi)-allilszulfanil]-fenoxi}-ecetsav;
- {4-[2-Hidroxil-2-(4-trifluormetil-fenoximetil)-butilszulfanil]-2-metil-fenoxi}-ecetsav;
- {4-[2-(4-terc-Butil-fenoximetil)-allilszulfanil]-2-metil-fenoxi}-ecetsav;
- {4-[2-(4-Izopropil-fenoximetil)-allilszulfanil]-2-metil-fenoxi}-ecetsav;
- {2-Klór-4-[2-(3,4-diklór-fenoximetil)-allilszulfanil]-fenoxi}-ecetsav;
- {2-Klór-4-[2-(4-trifluormetoxi-fenoximetil)-allilszulfanil]-fenoxi}-ecetsav;
- {4-[2,2-Dimetil-3-(4-trifluormetil-fenoxi)-propilszulfanil]-2-metil-fenoxi}-ecetsav;
- {2-Klór-4-[2,2-dimetil-3-(4-trifluormetil-fenoxi)-propilszulfanil]-fenoxi}-ecetsav;
- {2-Klór-4-[1-(4-trifluormetil-fenoximetil)-ciklopropilmetilszulfanil]-fenoxi}-ecetsav;
- {3-Klór-4-[2,2-dimetil-3-(4-trifluormetil-fenoxi)-propilszulfanil]-fenil}-ecetsav;
- {3-Klór-4-[2,2-dimetil-3-(4-trifluormetoxi-fenoxi)-propilszulfanil]-fenil}-ecetsav; és
- {3-Klór-4-[3-metil-2-(4-trifluormetil-fenoximetil)-but-2-enilszulfanil]-fenil}-ecetsav.

5. Az 1-4. igénypontok bármelyike szerinti vegyület az ott megadott alkalmazásra, ahol a PPAR-delta-mediálta állapotok cukorbetegség, szív-érrendszeri betegségek, metabolikus X tünetcsoport, hiperkoleszterolémia, hipo-HDL-koleszterolémia, hiper-LDL-koleszterolémia, diszlipidémia, ateroszklerózis, elhízás és ezek komplikációi.

6. Az 5. igénypont szerinti vegyület az ott megadott alkalmazásra, ahol a cukorbetegség komplikációi neuropátia, nefropátia és retinopátia közül vannak kiválasztva.

7. Az 5. igénypont szerinti vegyület az ott megadott alkalmazásra, ahol a diszlipidémia alacsony HDL (< 35 vagy 40 mg/dl), magas trigliceridek (> 200 mg/dl) és magas LDL (> 150 mg/dl) csoportjából van kiválasztva.

8. Az 1-4. igénypontok bármelyike szerinti vegyület az ott megadott alkalmazásra, ahol a PPAR-delta-mediálta állapot előrehaladásának kezelése vagy gátlása egy, cukorbetegség vagy elégtelen glükóz tolerancia előrehaladásának kezelésére vagy gátlására alkalmas eljárás.

9. Az 1-4. igénypont szerinti vegyület az ott megadott alkalmazásra, ahol a PPAR-delta-mediálta állapot előrehaladásának kezelése vagy gátlása egy, kis sűrűségű lipoproteinek (LDL), közepes sűrűségű lipoproteinek (IDL), kis sűrűségű LDL, aterogén molekulák, ateroszklerotikus komplikációkat okozó molekulák, trigliceridek és szabad zsírsavak csoportjába tartozó molekula szérumszintjeinek csökkentésére alkalmas eljárást foglal magában.

10. Az 1-4. igénypontok bármelyike szerinti vegyület az ott megadott alkalmazásra, ahol a PPAR-delta-mediálta állapot előrehaladásának kezelése vagy gátlása nagysűrűségű lipoproteinek (HDL) szérumszintjei emelésére alkalmas eljárást foglal magában.

11. Az 1-4. igénypontok bármelyike szerinti vegyület az ott megadott alkalmazásra, ahol a PPAR-delta-mediálta állapot előrehaladásának kezelése vagy gátlása koplátásos plazma glükóz (FPG)/HbA_{1c} csökkentésére alkalmas eljárást foglal magában.

12. Az előző igénypontok bármelyike szerinti vegyület az ott megadott alkalmazásra, ahol a vegyület 0,001 mg/kg - 5 mg/kg testtömeg, előnyösebben 0,01 mg/kg - 0,5 mg/kg testtömeg dózisban van beadva.

13. Az előző igénypontok bármelyike szerinti vegyület az ott megadott alkalmazásra, ahol a vegyület a nap folyamán időben szétosztva kettő, három, négy vagy több adózisban van beadva.

14. A 13. igénypont szerinti vegyület az ott megadott alkalmazásra, ahol az adózisok egységdózis formában vannak kiszerveelve.

15. A 14. igénypont szerinti vegyület az ott megadott alkalmazásra, ahol az egységdózis forma 0,5-50 mg aktív alkotórészt tartalmaz egységdózis formánként.