



US00D604451S

(12) **United States Design Patent**
Smith

(10) **Patent No.:** **US D604,451 S**

(45) **Date of Patent:** **** Nov. 17, 2009**

(54) **LIGHTING FIXTURE WITH RIBBON DESIGN**

(75) Inventor: **Ryan Grey Smith**, Seattle, WA (US)

(73) Assignee: **3Form, Inc.**, Salt Lake City, UT (US)

(**) Term: **14 Years**

(21) Appl. No.: **29/341,515**

(22) Filed: **Aug. 6, 2009**

(51) **LOC (9) Cl.** **26-99**

(52) **U.S. Cl.** **D26/118**

(58) **Field of Classification Search** D26/85,
D26/118, 128, 142, 72, 73, 113, 120, 122,
D26/129, 130, 131, 138, 26, 61, 62, 74, 77,
D26/88, 90, 103, 104, 121, 123, 124, 132,
D26/134, 137; 362/147, 151, 644, 323, 347,
362/351, 358, 362, 364, 404

See application file for complete search history.

(56) **References Cited**

U.S. PATENT DOCUMENTS

2,212,638	A	*	8/1940	Franke	428/11
D125,317	S	*	2/1941	Sabatini	D26/88
D183,973	S	*	11/1958	Navratil	D26/131
D191,678	S	*	10/1961	Kaufmann	D26/131
3,600,572	A	*	8/1971	Grunwald	362/358
D240,852	S	*	8/1976	Jacobsen	D26/86
D268,134	S	*	3/1983	Zurcher	D26/91
D405,211	S	*	2/1999	Milicia	D26/92
D443,716	S	*	6/2001	Vong et al.	D26/93

D537,185	S	*	2/2007	Gehry	D26/72
D557,445	S	*	12/2007	Blum et al.	D26/88
D567,436	S	*	4/2008	Bentivoglio et al.	D26/154
D575,894	S	*	8/2008	Lissoni	D26/88

* cited by examiner

Primary Examiner—Cathron C Brooks

Assistant Examiner—Kevin K Rudzinski

(74) *Attorney, Agent, or Firm*—Workman Nydegger

(57) **CLAIM**

The ornamental design for a lighting fixture with ribbon design, as shown and described.

DESCRIPTION

FIG. 1 is a bottom perspective view of a lighting fixture with ribbon design;

FIG. 2 is a perspective view of a first side thereof;

FIG. 3 is a perspective view of a second side thereof that essentially opposes the first side;

FIG. 4 is a perspective view of a third side thereof;

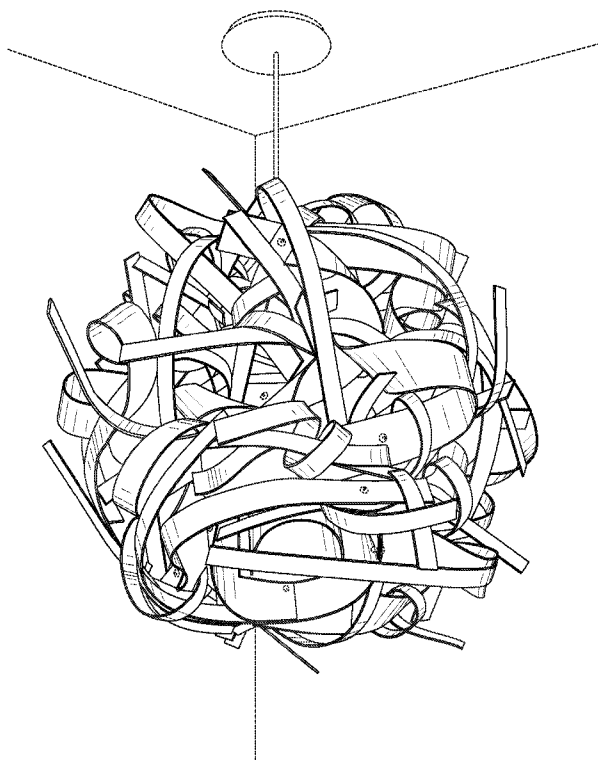
FIG. 5 is a perspective view of a fourth side thereof that essentially opposes the third side;

FIG. 6 is a top view thereof; and,

FIG. 7 is a bottom view thereof.

The broken lines included in the drawings are for illustrative purposes and form no part of the claimed design.

1 Claim, 6 Drawing Sheets



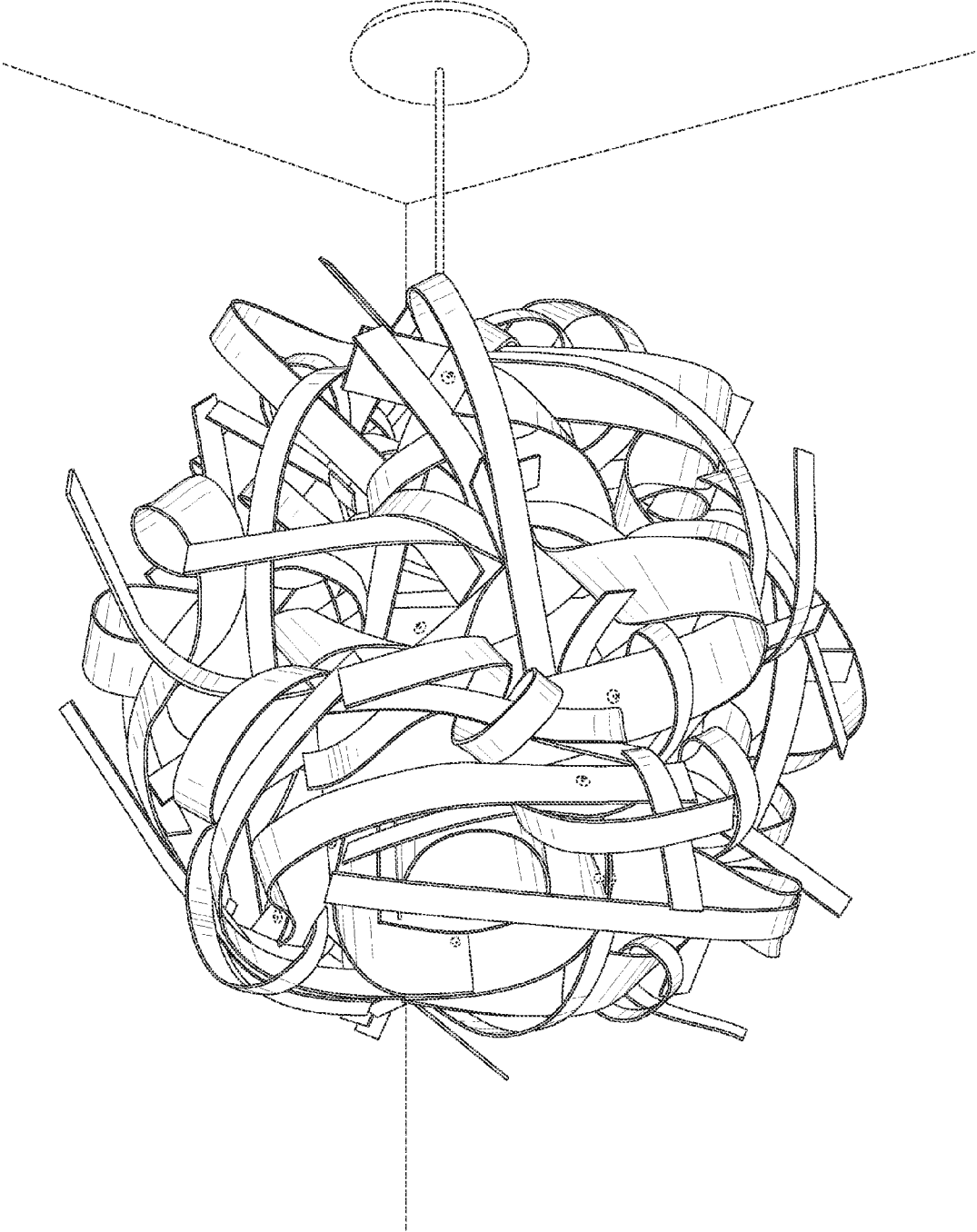


FIG. 1

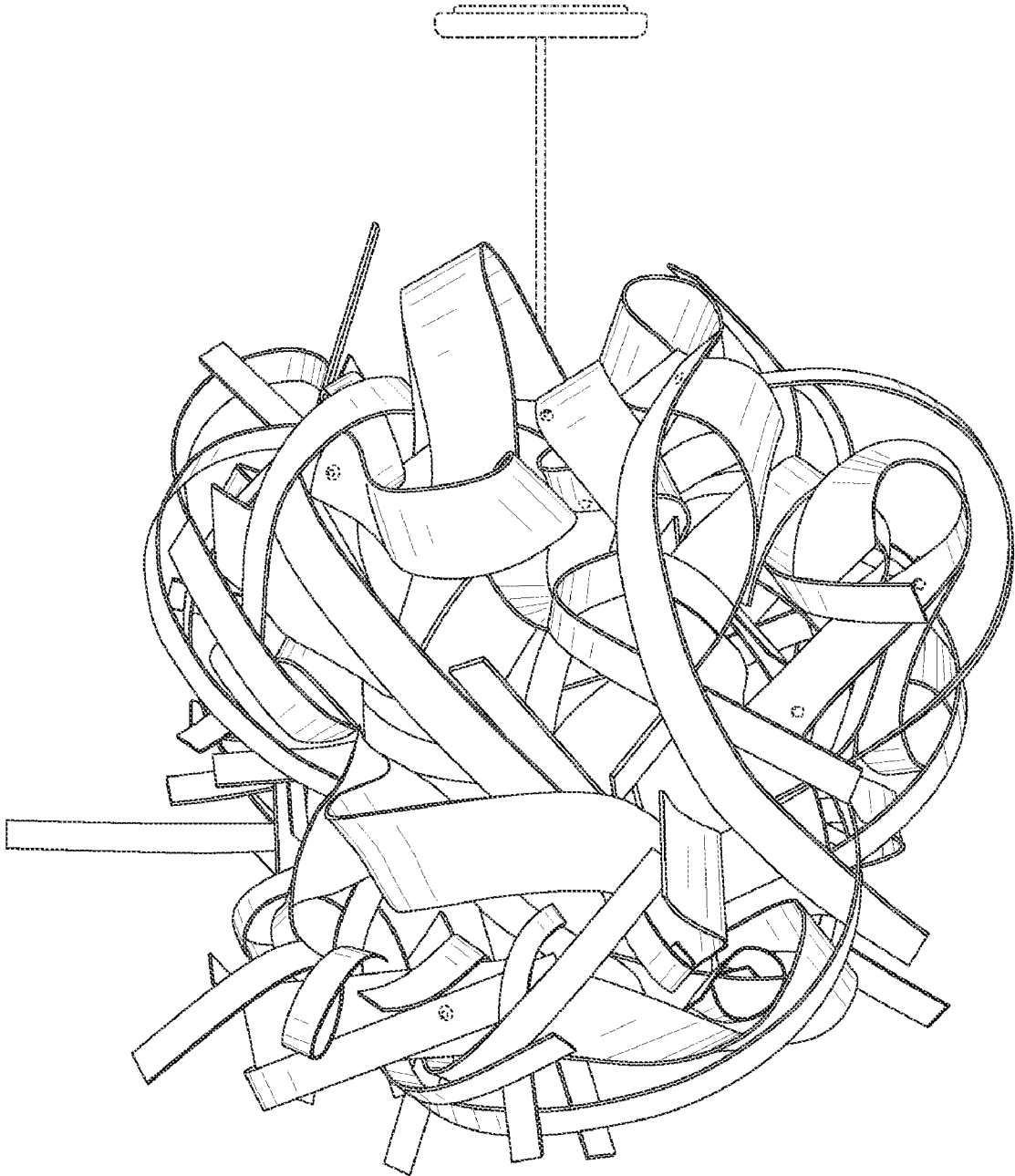


FIG. 2



FIG. 3

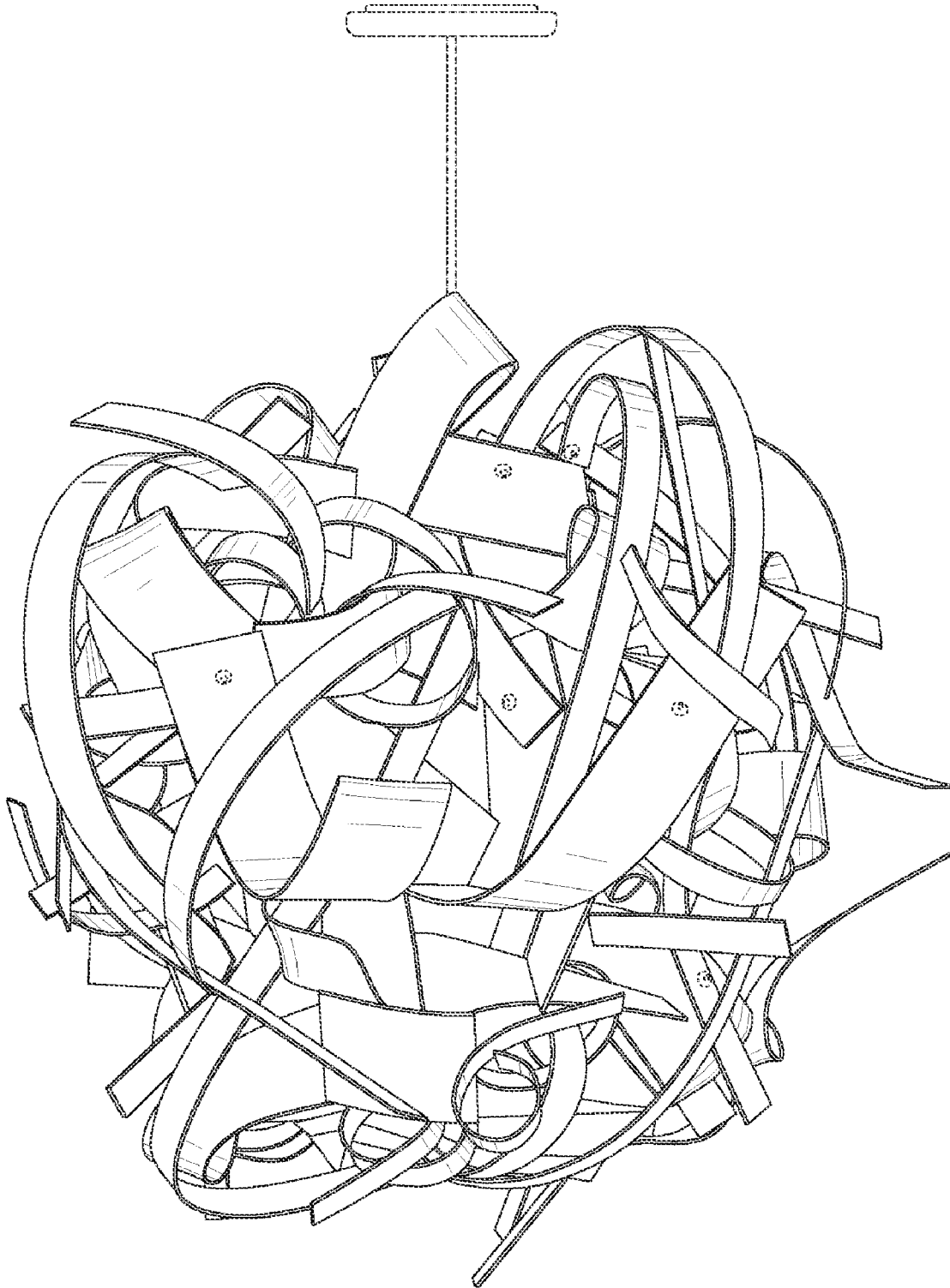


FIG. 4

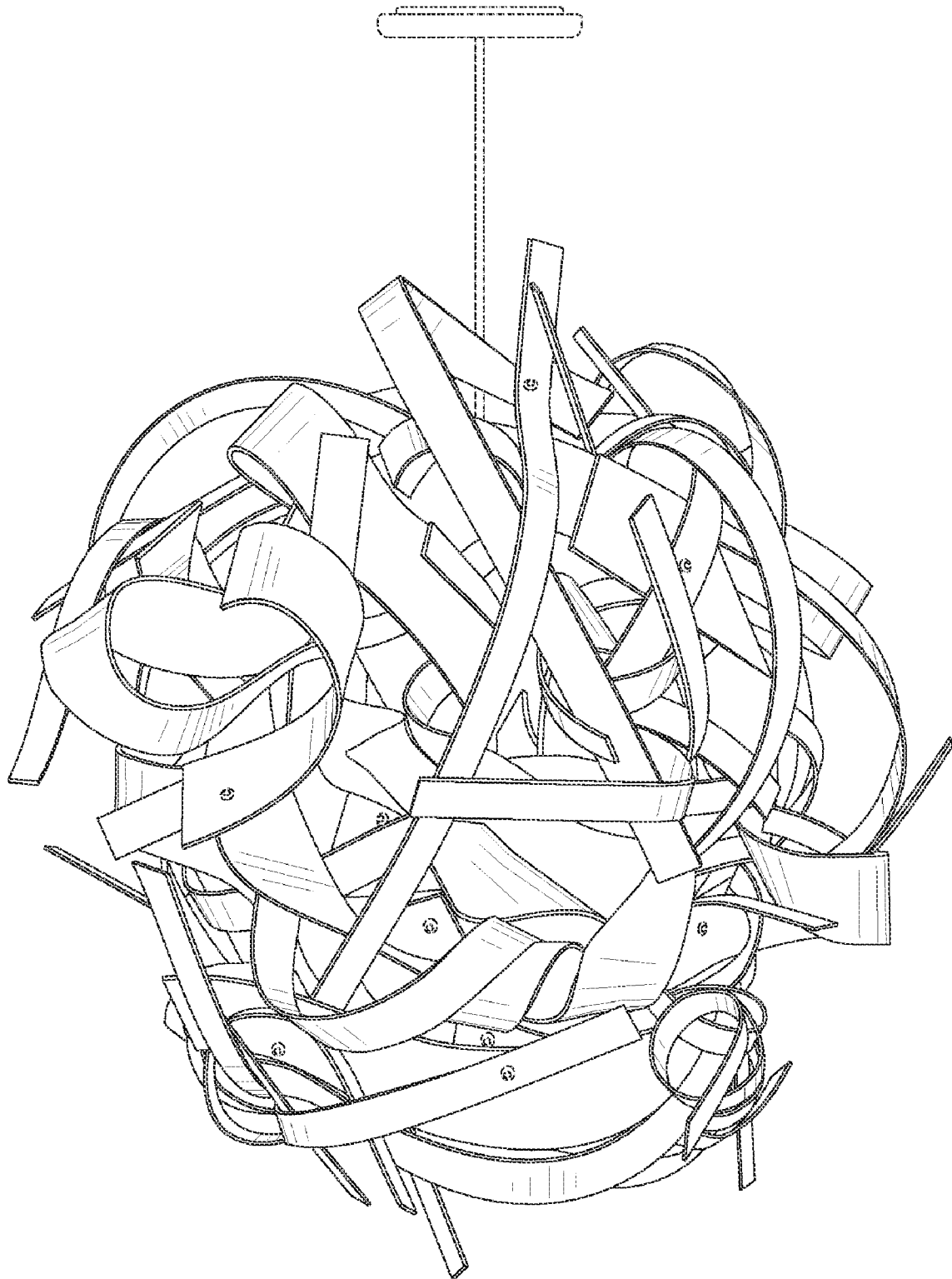


FIG. 5

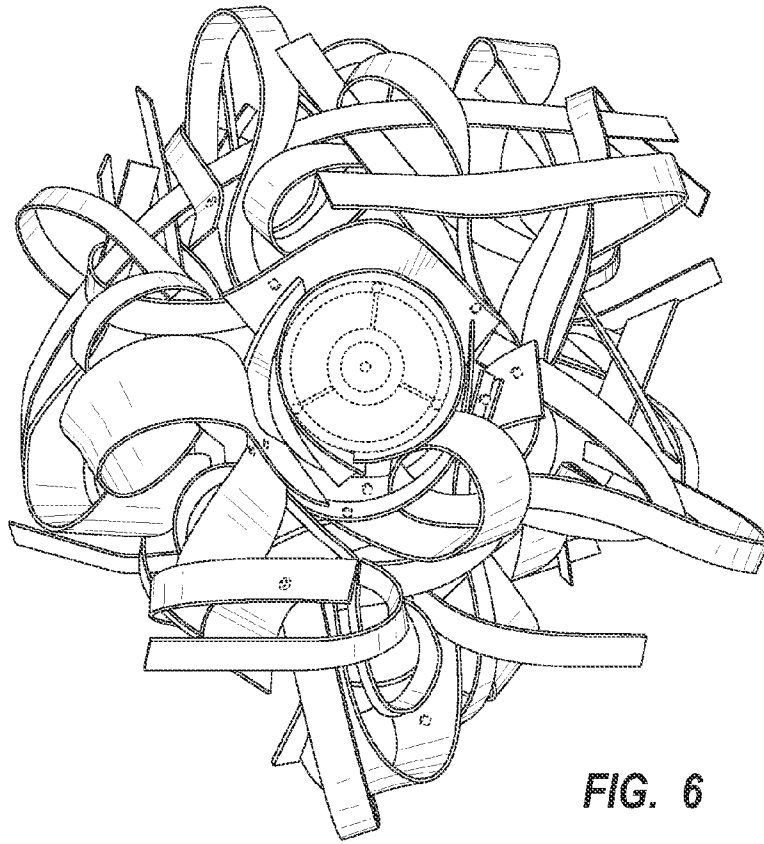


FIG. 6

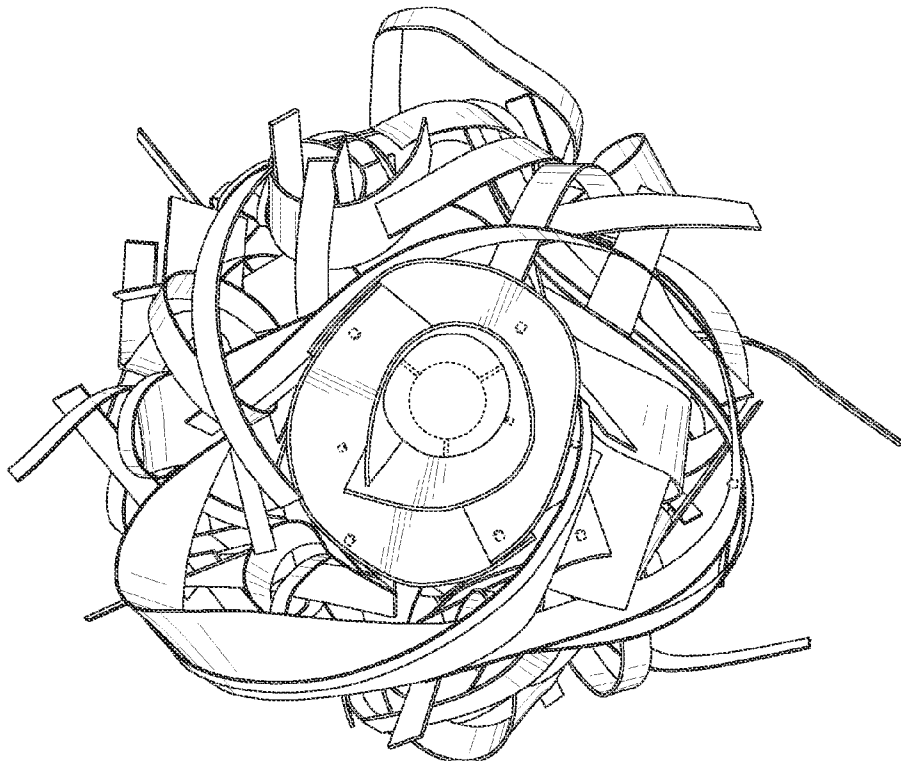


FIG. 7