Dec. 9, 1952 S. GOLLUBIER 2,620,793

NOSE CLIP

Filed April 5, 1951

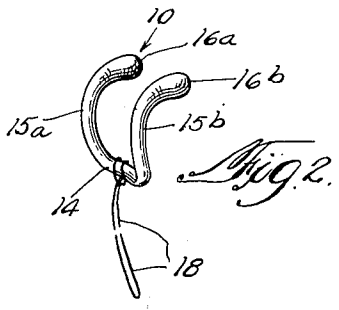

Fig. 2.

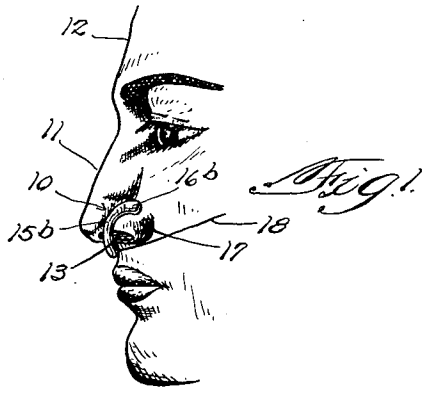

Fig. 1.

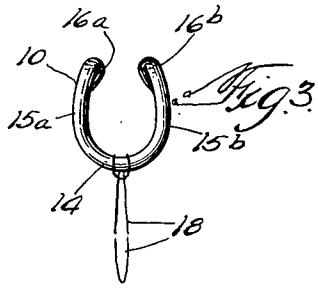

Fig. 3.

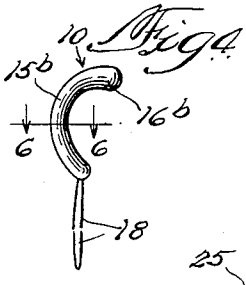

Fig. 4.



Fig. 6.

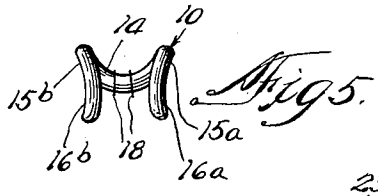

Fig. 5.

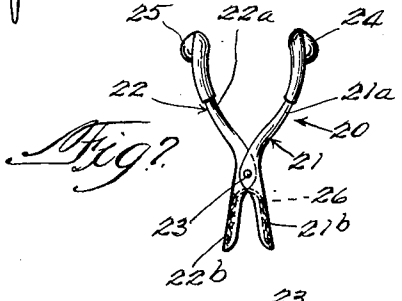

Fig. 7.



Fig. 8.

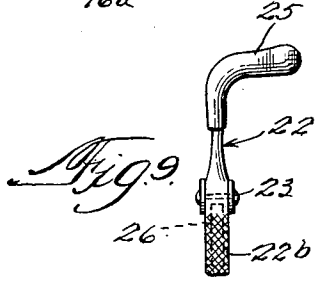

Fig. 9.

INVENTOR.
Sarah Gollubier
BY
Thies, Olson & Mecklenburger.
Attys.

Patented Dec. 9, 1952 2,620,793

UNITED STATES PATENT OFFICE

2,620,793

NOSE CLIP

Sarah Gollubier, Chicago, Ill.

Application April 5, 1951, Serial No. 219,495

4 Claims. (Cl. 128—132)

1

This invention relates to a nose clip for use by swimmers and the like to prevent water or other foreign matter from passing through the nasal passages and causing pain or infection to the interior of the nose.

Various clips of this type have heretofore been proposed which are either of a bulky design, difficult to position on the nose, uncomfortable to wear, or ineffective in closing off the nasal passages.

Thus it is one of the objects of this invention to provide a nose clip which will protect the health of the wearer against nasal infection and also prevent any discomfort or pain from occurring within the interior of the nose due to water pressure when the wearer is engaged in rigorous swimming activities.

It is a further object of this invention to provide a nose clip which is compact in construction and is not unsightly in appearance when worn.

It is a further object of this invention to provide a nose clip which may be effectively worn on noses varying widely in size and shape.

It is a further object of this invention to provide a clip which will remain on a nose regardless of the rigorous activity of the wearer.

It is a further object of this invention to provide a nose clip which will permit the wearer to engage in diving and water ballet activities without encountering any ill effects to the interior of the nose.

It is a further object of this invention to provide a nose clip which will prevent any nasal discharges of the wearer from contaminating the water, particularly when the wearer is swimming in a pool and the like.

It is a still further object of this invention to provide a nose clip which is simple and lightweight in construction, comfortable to wear, effective in operation, and inexpensive to produce.

In accordance with one embodiment of this invention a nose clip is provided comprising a nose-subtending section and a pair of elongated legs extending angularly from said section. The ends of the legs engage the posterior nares portions of the nose and are biased together into a nasal passage-closing relation.

For a more complete understanding of this invention, reference should be made to the drawings, wherein

Fig. 1 is a fragmentary side elevational view of the clip shown positioned on the nose of the wearer;

Fig. 2 is a perspective view of the clip shown in Fig. 1;

Fig. 3 is a front view of the clip;

2

Fig. 4 is a side elevational view of the clip;

Fig. 5 is a top plan view of the clip;

Fig. 6 is an enlarged sectional view of the clip taken along line 6—6 of Fig. 4;

Fig. 7 is a front view of a modified form of clip shown in a nongripping position;

Fig. 8 is a top plan view of the clip shown in Fig. 6; and

Fig. 9 is a side elevational view of the clip shown in Fig. 6.

Referring now to the drawings, and more particularly to Fig. 1, a nose clip 10 is shown positioned on the nose 11 of wearer 12 for effecting closing off of the anterior nasal passages 13 leading to the nasopharynx portion of the nose. The clip 10 in this instance is made of resilient wirelike material which is coated with a rubber or plastic substance, see Fig. 6. The coating serves to (*a*) prevent corrosion of the wirelike material, (*b*) prevent the clip from scratching the skin when being applied or removed from the nose, and (*c*) prevent the clip from slipping once it is properly positioned on the nose regardless of the rigorous activity of the swimmer, such as diving or water ballet.

The preferred form of clip 10 is shown in Figs. 1 through 6 and comprises a center section 14 which is adapted to subtend the nose of the wearer, and a pair of spaced legs 15*a* and 15*b* integrally connected to the ends of the center section 14 and extending upwardly and rearwardly therefrom in the same direction.

The legs 15*a* and 15*b* of the clip are resilient and arcuate in form and are adapted to embrace the nose in a manner as shown in Fig. 1. The end portions 16*a* and 16*b* of the legs 15*a* and 15*b*, respectively, are enlarged and bowed towards each other a slight amount. When the clip is positioned on the nose of the wearer, the end portions 16*a* and 16*b* press against the posterior nares portions of the nose which are disposed above the ala-nasi or bulging portions 17 thereof, as seen in Fig. 1. The bulging portions 17 of the nose function as ledges and retain the end portions 16*a* and 16*b* in proper position on the nose. The end portions 16*a* and 16*b* cause the skin over the posterior nares, which is relatively thin and pliable, to be drawn into the passages leading to the nasopharynx and effect closing off thereof. Because of the flexibility of the skin at the posterior nares portions of the nose, the passages will be effectively closed off without requiring a large amount of force being applied thereto.

Furthermore the passages 13 at the posterior nares portions are relatively small and uniform in shape regardless of the type of nose on which the clip is worn.

A yieldable or elastic cord 18 may be secured to the center section 14 of the clip and is adapted to embrace the head or neck of the wearer so as to enable the clip to be conveniently carried about the neck when it is not positioned on the nose.

In applying the clip 10 to the nose, the wearer grips the end portions 16*a* and 16*b* with his fingers and spreads them apart a sufficient amount so as to enable his nose to be positioned therebetween. The bowed end portions 16*a* and 16*b* are then released whereupon the posterior nares portions of the nose are engaged and closing off of the passages is effected in a manner as heretofore described. Care should be exercised in applying the clip to the nose to see that the end portions of the legs rest above the alanasi portions 17 of the nose, as seen in Fig. 1.

A modified form of clip 20 is shown in Figs. 7 through 9 and comprises a pair of elongated legs or arms 21 and 22 which are pivotally connected together at point 23. The pivotal connection 23 subtends the nose when the clip is positioned thereon. The portions 21*a* and 22*a* of the legs above connection 23 are spaced apart and extend upwardly and outwardly therefrom and are adapted to receive the nose 11 therebetween. The free ends 24 and 25 of the upper leg portions 21*a* and 22*a* are enlarged and offset at substantially a right angle and are adapted to engage the sides of the nose in substantially the same manner as the end portions 16*a* and 16*b* of clip 10. The ends 24 and 25 are coated with a rubber substance in order to prevent scratching of the skin and also to prevent slipping of the clip relative to the nose. The portions 21*b* and 22*b* of the legs disposed beneath the pivotal connection 23 form finger grips. A spring 26 is positioned between the leg portions 21*b* and 22*b* and causes the upper leg portions 21*a* and 22*a* to be biased together into a nasal passage-closing relation. When positioning clip 20 on the nose of the wearer, the finger grips are pinched together a sufficient amount so as to spread apart the upper leg portions 21*a* and 22*a* and allow the nose to be positioned therebetween. When the clip is in proper relative position on the nose, the finger grips are released, whereupon the spring 26 takes effect and causes the ends 24 and 25 to contact the posterior nares portions of the nose and close off the passages leading to the nasopharynx. A cord, not shown, similar to cord 18 for clip 10, may be secured to clip 20 if desired.

Thus, it will be seen that a nose clip has been provided which will protect the health of the wearer against nasal infections due to swimming. Furthermore the clip is not unsightly in appearance when worn and will remain in proper position on the nose even though the wearer engages in rigorous activity. The clip is also simple in construction, effective in operation, comfortable to wear, and inexpensive to produce.

While several embodiments of this invention are shown above, it is to be understood, of course, that the invention is not to be limited thereto, since many modifications may be made, and it is contemplated, therefore, by the appended claims, to cover any such modifications as fall within the true spirit and scope of this invention.

I claim:

1. A nose clip comprising a pair of elongated legs pivotally connected together intermediate the ends thereof whereby the segments of said legs disposed to one side of said pivotal connection are of greater length than the segments of said legs disposed to the other side of said pivotal connection, the relatively longer leg segments having elongated relatively narrow angularly offset end portions normally biased into nasal passage-closing relation, and the relatively shorter leg segments extending divergently from said pivotal connection and terminating in finger-engageable end portions.

2. A nose clip comprising a pair of elongated legs pivotally connected together intermediate the ends thereof whereby the segments of said legs disposed to one side of said pivotal connection are of greater length than the segments of said legs disposed to the other side of said pivotal connection, the relatively longer leg segments terminating in arcuately offset posterior nares-engaging end portions, and the relatively shorter leg segments terminating in finger-engageable end portions, and biasing means mounted on said legs and disposed intermediate said finger-engageable end portions to effect biasing of said posterior nares-engaging end portions into nasal passage closing relation.

3. A clip to be worn on the nose of a person, comprising a pair of elongated legs pivotally connected together intermediate the ends thereof, the segments of said legs disposed to one side of said pivotal connection terminating in angularly offset posterior nares-engaging end portions and the segments of said legs disposed to the other side of said pivotal connection forming finger-engageable end portions, the latter end portions terminating at a point intermediate the nose and lips of the person wearing the clip, and biasing means mounted on said legs and disposed intermediate said finger-engageable end portions to effect biasing of said posterior nares-engaging end portions into nasal passage closing relation.

4. A nose clip comprising a pair of elongated legs pivotally connected together intermediate the ends thereof, the segments of said legs disposed to one side of the pivotal connection terminating in angularly offset posterior nares-engaging end portions and the segments of said legs disposed to the other side of said pivotal connection extending divergently from said pivotal connection to form finger-engageable portions, and a substantially U-shaped spring disposed intermediate said divergent leg segments and having one leg portion of said U-shaped spring affixed to each of said divergent leg segments to effect biasing of said posterior nares-engaging end portions into nasal passage closing relation.

SARAH GOLLUBIER.

REFERENCES CITED

The following references are of record in the file of this patent:

UNITED STATES PATENTS

Number	Name	Date
952,419	Dahlund	Mar. 19, 1910
1,210,939	Hilgers	Jan. 2, 1917
2,064,986	Mezz	Dec. 22, 1936
2,253,132	Malson	Aug. 19, 1941
2,317,236	Wilen et al.	Apr. 20, 1943
2,519,246	Haas	Aug. 15, 1950
2,569,371	Cohen	Sept. 25, 1951