

(No Model.)

J. A. BOOHER.  
PICTURE FRAME.

No. 560,080.

Patented May 12, 1896.

Fig. 1.

Fig. 2.

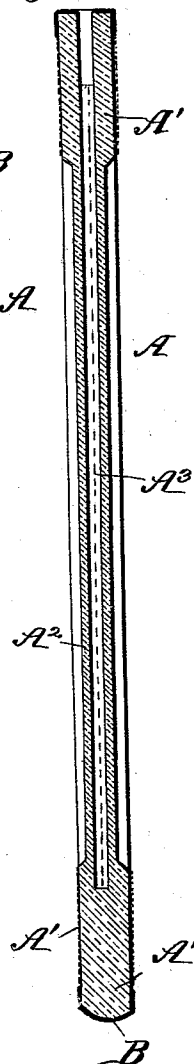




Fig. 3.



WITNESSES:

Jos. A. Ryan  
M. J. Bloudey.

INVENTOR

Jacob A. Booher.

BY *Munn & Co.*

ATTORNEYS.

# UNITED STATES PATENT OFFICE.

JACOB A. BOOHER, OF PITTSBURG, PENNSYLVANIA.

## PICTURE-FRAME.

SPECIFICATION forming part of Letters Patent No. 560,080, dated May 12, 1896.

Application filed February 14, 1896. Serial No. 579,215. (No model.)

*To all whom it may concern:*

Be it known that I, JACOB A. BOOHER, a citizen of the United States, residing at Pittsburgh, in the county of Allegheny and State of Pennsylvania, have invented certain new and useful Improvements in Picture-Frames, of which the following is a full, clear, and exact description, reference being had to the accompanying drawings, forming part thereof, in which—

Figure 1 is a front elevation of the improved frame. Fig. 2 is a central vertical section therethrough, and Fig. 3 is a central horizontal section.

My invention relates to a glass picture-frame, and the object of the invention is to provide such a frame in the form of a glass plate with a picture-receiving recess or pocket between its opposite faces and having an opening at one edge of the frame for the insertion of the pictures which will be placed back to back therein, so that a picture will be exposed at each face of the frame through the transparent glass.

The invention will be first described, and then specifically pointed out in the claims.

A represents my improved picture-frame formed of a single piece of glass by means of a suitable mold.

A' represents the glass border of the frame, which is preferably raised beyond the transparent central panels A<sup>2</sup>, and the border may be ornamented in any suitable manner and may also be given any suitable color or frosted.

A<sup>3</sup> is a picture-receiving pocket extending inwardly from one of the edges of the frame between the front and rear faces thereof, so as to admit of two pictures being inserted back to back therein and exposed through the central panels A<sup>2</sup> A<sup>3</sup> in the two faces of the frame. If desired, the frame may have a metallic binding-strip B. Instead of making the frame in one piece it may be formed in two sections glued together face to face. The open end of the pocket may be sealed with putty, cement, or in any other suitable way to prevent air and dust from entering.

The advantages of such a frame will be

readily apparent, as it may be washed and kept clean, may be carried into and out of a sick-room and sterilized to prevent germs being carried from one place to another. Both faces are utilized to expose pictures, and it may be used also to expose autograph letters and other highly-prized papers, translucent pictures, &c.

Small holes *a* are provided for a suspension-cord, as shown.

Having thus described my invention, what I claim as new, and desire to secure by Letters Patent, is—

1. As an improved article of manufacture, the picture-frame herein described, the same being formed integrally of glass and having a central picture-receiving pocket between its opposite and parallel transparent panels, as shown and described.

2. As a new article of manufacture a picture-frame formed of a glass plate having a picture-receiving pocket extending inwardly from one edge between its front and rear faces, a border integral with the plate and a transparent panel forming a center of the plate and through which the picture will be visible when inserted in the pocket, substantially as set forth.

3. As a new article of manufacture a picture-frame formed of a glass plate having a raised border and provided with transparent panels in its opposite faces integral with the border and a picture-receiving pocket extending inwardly from one edge of the plate between the two transparent panels, substantially as set forth.

4. As a new article of manufacture a picture-frame formed of glass with a picture-receiving pocket between its front and rear faces and open at one edge of the frame, said frame having a transparent center and a contrasting border therearound, substantially as set forth.

JACOB A. BOOHER.

Witnesses:

FRANK. R. LIGGETT,  
C. M. BURNS.