



US00D466352S

(12) **United States Design Patent** (10) **Patent No.:** **US D466,352 S**
Shea (45) **Date of Patent:** **** Dec. 3, 2002**

- (54) **MERCHANDISING DISPLAY STRUCTURE**
- (76) Inventor: **Thomas M. Shea**, 1343 Rochester Rd., Suite 100, Troy, MI (US) 48083
- (**) Term: **14 Years**
- (21) Appl. No.: **29/128,076**
- (22) Filed: **Aug. 17, 2000**

4,720,016 A	1/1988	Kay
4,767,012 A	8/1988	Simmons
4,911,392 A	3/1990	Fast
4,919,280 A	4/1990	Phillips
D320,719 S	10/1991	Kolsrud et al.
5,090,725 A	2/1992	Feldner
5,096,070 A	3/1992	Jaynes
D327,187 S	6/1992	Swon
5,284,259 A	2/1994	Conway et al.
5,370,249 A	12/1994	Harvey et al.
5,386,916 A	2/1995	Valiulis
5,405,022 A	4/1995	Rissley
5,415,370 A	5/1995	Valiulis
5,443,167 A	8/1995	Menaged et al.
5,505,318 A	4/1996	Goff
5,505,319 A	4/1996	Todd, Jr.
5,526,944 A	6/1996	Merl
5,547,088 A	8/1996	Belokin et al.
5,553,721 A	9/1996	Gebka
5,556,064 A	9/1996	Cowe

Related U.S. Application Data

- (63) Continuation-in-part of application No. 09/280,285, filed on Mar. 29, 1999, now Pat. No. 6,202,866, which is a continuation-in-part of application No. 09/225,671, filed on Jan. 5, 1999, now Pat. No. 6,070,747, and a continuation-in-part of application No. 08/888,558, filed on Jul. 7, 1997, now Pat. No. 5,957,422.
- (51) **LOC (7) Cl.** **06-04**
- (52) **U.S. Cl.** **D6/567; D6/514**
- (58) **Field of Search** **D6/552, 553, 567, D6/566, 513, 514, 512; 211/87.01, 86.01, 57.1, 59.1, 103, 105.3, 105.1, 113, 181.1, 182; 248/251, 302, 309.1, 309.2, 317**

References Cited

U.S. PATENT DOCUMENTS

251,351 A	12/1881	Ham
431,110 A	7/1890	Driver
2,020,991 A	11/1935	Brody
2,935,210 A	5/1960	Cohen
3,018,898 A	1/1962	Frazelle
3,087,624 A	4/1963	Hucker
3,221,893 A	12/1965	Glaerson et al.
3,513,606 A	5/1970	Jones
3,677,415 A	7/1972	Radek
3,935,357 A	1/1976	Padovani
4,159,814 A	7/1979	Fibus
4,286,006 A	8/1981	Boelter
4,461,443 A	7/1984	Dauman
4,629,075 A	12/1986	Hutten
4,718,627 A	1/1988	Fast et al.

(List continued on next page.)

Primary Examiner—Brian N. Vinson
(74) *Attorney, Agent, or Firm*—Gifford, Krass, Groh, Sprinkle, Anderson & Citkowski, P.C.

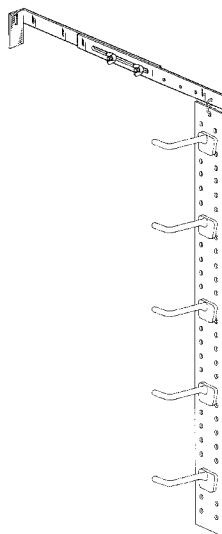
(57) **CLAIM**

I claim the ornamental design for a merchandising display structure, as shown and described.

DESCRIPTION

FIG. 1 is a top, front, and left side perspective view of a merchandising display structure showing my new design; FIG. 2 is an enlarged front elevational view thereof; FIG. 3 is an enlarged top plan view thereof; and, FIG. 4 is an enlarged right side elevational view thereof. The broken-line disclosure of pegs installed in the vertical, perforated component are understood to be for illustrative purposes only and to form no part of the claimed design, while the same vertical, perforated component is shown broken-away in other views for convenience of illustration.

1 Claim, 2 Drawing Sheets



US D466,352 S

Page 2

U.S. PATENT DOCUMENTS					
			5,678,702 A	10/1997	Menaged et al.
5,620,104 A	4/1997	Maglione	D390,398 S	* 2/1998	Baker et al. D6/566
5,657,884 A	8/1997	Zilincar, III	5,762,207 A	6/1998	Maglione
5,660,286 A	8/1997	Shea	D435,381 S	* 12/2000	Shea D6/566
D384,534 S	* 10/1997	Kiggins	D6/567		* cited by examiner

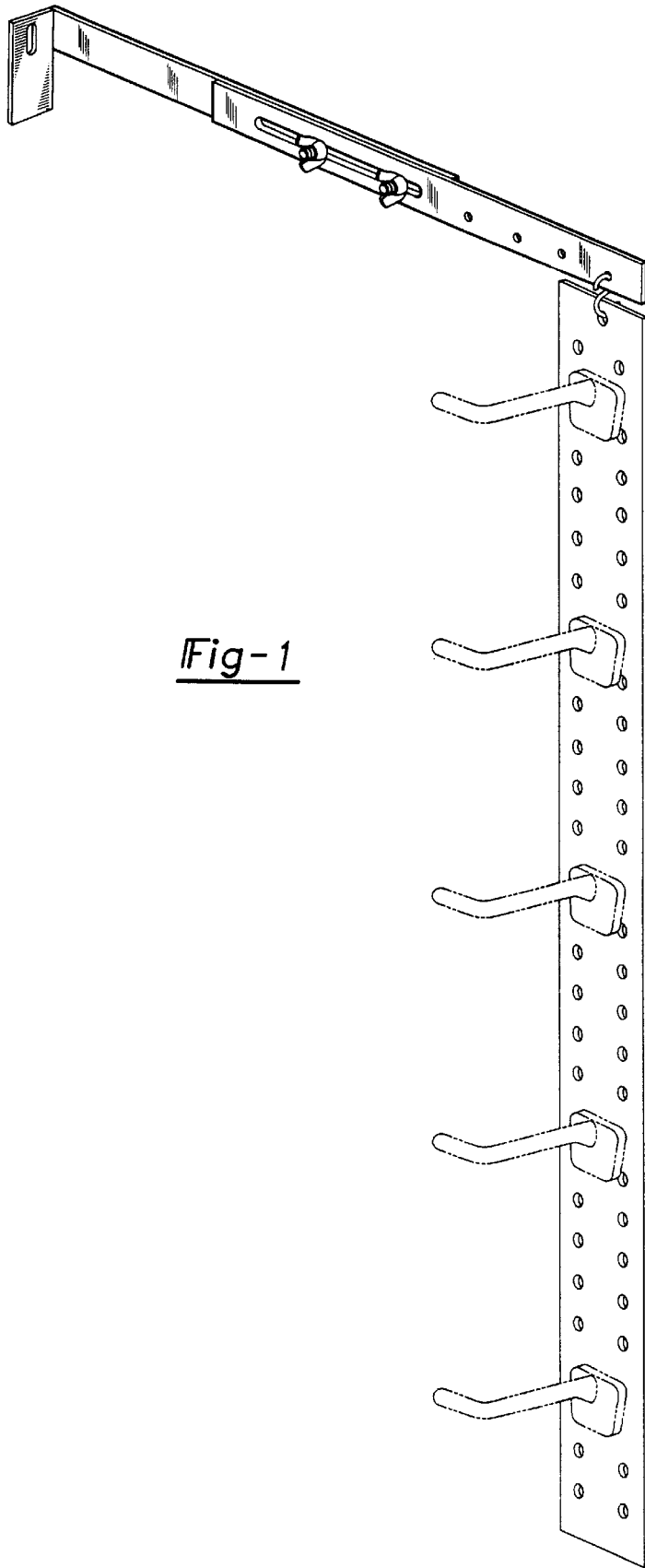


Fig-1



Fig-3

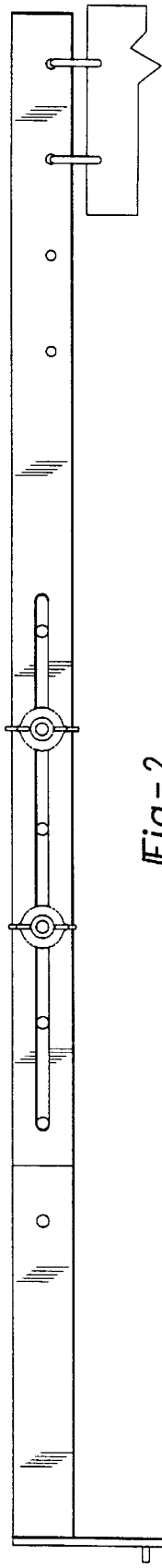


Fig-2

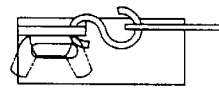


Fig-4