

(19) World Intellectual Property Organization
International Bureau



(43) International Publication Date
2 December 2010 (02.12.2010)

(10) International Publication Number
WO 2010/138365 A1

(51) International Patent Classification:
G06F 17/30 (2006.01)

(74) Agents: **YATSKO, Michael, S.** et al.; Harris Corporation, 1025 W. NASA Blvd., MS A-11I, Melbourne, Florida 32919 (US).

(21) International Application Number:
PCT/US2010/035514

(81) Designated States (unless otherwise indicated, for every kind of national protection available): AE, AG, AL, AM, AO, AT, AU, AZ, BA, BB, BG, BH, BR, BW, BY, BZ, CA, CH, CL, CN, CO, CR, CU, CZ, DE, DK, DM, DO, DZ, EC, EE, EG, ES, FI, GB, GD, GE, GH, GM, GT, HN, HR, HU, ID, IL, IN, IS, JP, KE, KG, KM, KN, KP, KR, KZ, LA, LC, LK, LR, LS, LT, LU, LY, MA, MD, ME, MG, MK, MN, MW, MX, MY, MZ, NA, NG, NI, NO, NZ, OM, PE, PG, PH, PL, PT, RO, RS, RU, SC, SD, SE, SG, SK, SL, SM, ST, SV, SY, TH, TJ, TM, TN, TR, TT, TZ, UA, UG, US, UZ, VC, VN, ZA, ZM, ZW.

(22) International Filing Date:
20 May 2010 (20.05.2010)

(25) Filing Language: English

(26) Publication Language: English

(30) Priority Data:
12/473,315 28 May 2009 (28.05.2009) US

(71) Applicant (for all designated States except US): **HARRIS CORPORATION** [US/US]; 1025 W. NASA Blvd., MS A-11I, Melbourne, Florida 32919 (US).

(84) Designated States (unless otherwise indicated, for every kind of regional protection available): ARIPO (BW, GH, GM, KE, LR, LS, MW, MZ, NA, SD, SL, SZ, TZ, UG, ZM, ZW), Eurasian (AM, AZ, BY, KG, KZ, MD, RU, TJ, TM), European (AL, AT, BE, BG, CH, CY, CZ, DE, DK, EE, ES, FI, FR, GB, GR, HR, HU, IE, IS, IT, LT, LU, LV, MC, MK, MT, NL, NO, PL, PT, RO, SE, SI, SK,

(72) Inventors: **HEMINGHOUS, John**; 4620 Decatur Circle, Melbourne, Florida 32934 (US). **PETERSON, Aric**; 178 Scotch Street, SW, Palm Bay, Florida 32908 (US). **McDONALD, Robert**; 842 Hainey Street, NW, Palm Bay, Florida 32908 (US). **BAKIR, Tariq**; 2155 Judge Fran Jamison Way, Apt. 313, Melbourne, Florida 32940 (US).

[Continued on next page]

(54) Title: MULTIMEDIA SYSTEM PROVIDING DATABASE OF SHARED TEXT COMMENT DATA INDEXED TO VIDEO SOURCE DATA AND RELATED METHODS

(57) Abstract: A multimedia system (30) may include a plurality of text comment input devices (31a-31n) configured to permit a plurality of commentators (32a-32n) to generate shared text comment data based upon viewing video data from a video source. The system (30) may further include a media processor (34) cooperating with the plurality of text comment input devices (31a-31n) and configured to process the video source data and shared text comment data, and generate therefrom a database (35) comprising shared text comment data indexed in time with the video source data so that the database is searchable by text keywords to locate corresponding portions of the video source data. The media processor (34) may be further configured to combine the video source data and the shared text comment data into a media data stream.

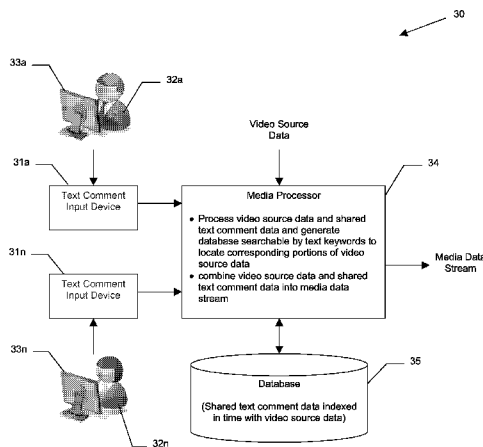



FIG. 1



WO 2010/138365 A1

SM, TR), OAPI (BF, BJ, CF, CG, CI, CM, GA, GN, GQ, GW, ML, MR, NE, SN, TD, TG). **Published:**

— with international search report (Art. 21(3))

**MULTIMEDIA SYSTEM PROVIDING DATABASE OF SHARED TEXT
COMMENT DATA INDEXED TO VIDEO SOURCE DATA AND RELATED
METHODS**

5 The present invention relates to the field of media systems, and, more particularly, to multimedia systems and methods for processing video, audio, and other associated data.

 The transition from analog to digital media systems has allowed the combination of previously dissimilar media types, such as chat text with video, for
10 example. One exemplary system which combines text chatting with video is set forth in U.S. Pat. Pub. No. 2005/0262542 to DeWeese et al. This reference discloses a television chat system that allows television viewers to engage in real-time communications in chat groups with other television viewers while watching television. Users of the television chat system may engage in real-time
15 communications with other users who are currently watching the same television program or channel.

 In addition, the use of digital media formats has enhanced the ability to generate and store large amounts of multimedia data. Yet, with increased amounts of multimedia data comes greater challenges in processing the data. Various approaches
20 have been developed for enhancing video processing. One such approach is set forth in U.S. Patent No. 6,336,093 to Fasciano. Audio associated with a video program, such as an audio track or live or recorded commentary, may be analyzed to recognize or detect one or more predetermined sound patterns, such as words or sound effects. The recognized or detected sound patterns may be used to enhance video processing,
25 by controlling video capture and/or delivery during editing, or to facilitate selection of clips or splice points during editing.

 U.S. Pat. Pub. No. 2008/0281592 to McKoen et al. discloses a method and apparatus for annotating video content with metadata generated using speech
30 recognition technology. The method begins with rendering video content on a display device. A segment of speech is received from a user such that the speech segment annotates a portion of the video content currently being rendered. The speech

segment is converted to a text-segment and the text-segment is associated with the rendered portion of the video content. The text segment is stored in a selectively retrievable manner so that it is associated with the rendered portion of the video content.

5 Despite the advantages provided by such systems, further improvements may be desirable for managing and storing multimedia data in a helpful manner to users.

 In view of the foregoing background, it is therefore an object of the present invention to provide a system and related methods for providing enhanced
10 multimedia data management and processing features.

 This and other objects, features, and advantages are provided by a multimedia system which may include a plurality of text comment input devices configured to permit a plurality of commentators to generate shared text comment data based upon viewing video data from a video source. The system may further
15 include a media processor cooperating with the plurality of text comment input devices and configured to process the video source data and shared text comment data, and generate therefrom a database including shared text comment data indexed in time with the video source data so that the database is searchable by text keywords to locate corresponding portions of the video source data. The media processor may
20 be further configured to combine the video source data and the shared text comment data into a media data stream. As such, the system provides a readily searchable archive of the shared text comment data, which is advantageously correlated in time with the video source data.

 The plurality of text comment input devices may be configured to
25 generate text data in different respective text comment formats, and the multimedia system may further include a text ingest module for adapting the different text comment formats into a common text comment format. More particularly, the text ingest module may include a respective adapter for each of the different text comment formats. By way of example, the different text comment formats may comprise at
30 least one of an Internet Relay Chat (IRC) format and an Adobe Connect format.

The media processor may be further configured to generate text trigger markers from the shared text comment data for predetermined text triggers in the shared text comment data, where the text trigger markers are synchronized with the video source data. Moreover, the media processor may be configured to generate the text trigger markers based upon a plurality of occurrences of respective predetermined text triggers within a set time.

By way of example, the shared text comment data may comprise chat data. Moreover, the media data stream may comprise a Moving Pictures Experts Group (MPEG) transport stream. Also by way of example, the media processor may comprise a media server which may include a processor and a memory cooperating therewith.

A related multimedia data processing method may include generating shared text comment data using a plurality of text comment input devices configured to permit a plurality of commentators to comment upon video data from a video source. The method may further include processing the video source data and shared text comment data, and generating therefrom a database comprising shared text comment data indexed in time with the video source data using a media processor. The database may be searchable by text keywords to locate corresponding portions of the video source data. The method may also include combining the video source data and the shared text comment data into a media data stream using the media processor.

A related physical computer-readable medium may have computer-executable instructions for causing a media processor to perform steps including processing the video source data and shared text comment data and generating therefrom a database comprising shared text comment data indexed in time with the video source data. The database may be searchable by text keywords to locate corresponding portions of the video source data. A further step may include combining the video source data and the shared text comment data into a media data stream using the media processor.

FIG. 1 is a schematic block diagram of an exemplary multimedia system in accordance with the invention.

FIG. 2 is a schematic block diagram of an alternative embodiment of the system of FIG. 1.

FIG. 3 is a schematic block diagram illustrating an exemplary embodiment of the media server of FIG. 2 in greater detail.

5 FIGS. 4 and 5 are flow diagrams illustrating method aspects associated with the systems of FIGS. 1 and 2.

FIG. 6 is a schematic block diagram of another exemplary multimedia system in accordance with the invention.

10 FIG. 7 is a schematic block diagram of an alternative embodiment of the system of FIG. 6.

FIGS. 8 and 9 are flow diagrams illustrating method aspects associated with the systems of FIGS. 6 and 7.

The present invention will now be described more fully hereinafter with reference to the accompanying drawings, in which preferred embodiments of the invention are shown. This invention may, however, be embodied in many different forms and should not be construed as limited to the embodiments set forth herein. Rather, these embodiments are provided so that this disclosure will be thorough and complete, and will fully convey the scope of the invention to those skilled in the art. Like numbers refer to like elements throughout, and prime notation is used to indicate similar elements in alternate embodiments.

15
20

As will be appreciated by those skilled in the art, portions of the present invention may be embodied as a method, data processing system, or computer program product. Accordingly, these portions of the present invention may take the form of an entirely hardware embodiment, an entirely software embodiment on a physical computer-readable medium, or an embodiment combining software and hardware aspects. Furthermore, portions of the present invention may be a computer program product on a computer-usable storage medium having computer readable program code on the medium. Any suitable computer readable medium may be utilized including, but not limited to, static and dynamic storage devices, hard disks, optical storage devices, and magnetic storage devices.

25
30

The present invention is described below with reference to flowchart illustrations of methods, systems, and computer program products according to an embodiment of the invention. It will be understood that blocks of the illustrations, and combinations of blocks in the illustrations, can be implemented by computer program instructions. These computer program instructions may be provided to a processor of a general purpose computer, special purpose computer, or other programmable data processing apparatus to produce a machine, such that the instructions, which execute via the processor of the computer or other programmable data processing apparatus, implement the functions specified in the block or blocks.

These computer program instructions may also be stored in a computer-readable memory that can direct a computer or other programmable data processing apparatus to function in a particular manner, such that the instructions stored in the computer-readable memory result in an article of manufacture including instructions which implement the function specified in the flowchart block or blocks.

The computer program instructions may also be loaded onto a computer or other programmable data processing apparatus to cause a series of operational steps to be performed on the computer or other programmable apparatus to produce a computer implemented process such that the instructions which execute on the computer or other programmable apparatus provide steps for implementing the functions specified in the flowchart block or blocks.

Referring initially to FIGS. 1-5, a multimedia system **30** and associated method aspects are first described. In particular, the system **30** illustratively includes a plurality of text comment input devices **31a-31n** which are configured to permit a plurality of commentators **32a-32n** to generate shared text comment data based upon viewing video data from a video source, at Blocks **50-51**. By way of example, the text comment input devices **31a-31n** may be desktop or laptop computers, etc., and the commentators **32a-32n** may view the video data on respective displays **33a-33n**, although other suitable configurations may also be used, as will be appreciated by those skilled in the art. As used herein, "video data" is meant to include full motion video as well as motion imagery, as will be appreciated by those skilled in the art.

The system **30** further illustratively includes a media processor **34** which cooperates with the text comment input devices **31a-31n** and is advantageously configured to process the video source data and shared text comment data and generate therefrom a database **35** including shared text comment data indexed in time
5 with the video source data so that the database is searchable by text keywords to locate corresponding portions of the video source data, at Block **52**. The media processor **34** may be further configured to combine the video source data and the shared text comment data into a media data stream, such as a Moving Pictures Experts Group (MPEG) (e.g., MPEG2) transport stream, for example, at Block **53**, thus
10 concluding the method illustrated in FIG. 4 (Block **54**).

In the embodiment illustrated in FIG. 2, the text comment input devices **31a'** and **31n'** are configured to generate text data in different respective text comment formats, here two different chat text formats. More particularly, the text comment input device **31a'** generates chat text data in accordance with an Internet
15 Relay Chat (IRC) format, while the text comment input device **31n'** generates chat text in accordance with an Adobe® Acrobat® Connect™ (AC) format, as will be appreciated by those skilled in the art. However, it will also be appreciated that other suitable text formats beyond these exemplary formats may also be used.

As such, the media processor **34'** may further illustratively include a
20 text ingest module **36'** for adapting the different text comment formats into a common text comment format for use by the media processor **34'**. More particularly, the text ingest module **36** may include a respective adapter **37a'-37n'** for each of the different text comment formats (IRC, AC, etc.). Thus, the text ingest module **36'** advantageously may extract text input data, such as chat data, from a variety of
25 different systems and convert or adapt the various formats to an appropriate common format for use by a media server **38'**, which performs the above-noted operations. In the example shown in FIG. 3, the media server illustratively includes a processor **39'** and a memory **40'** cooperating therewith for performing these operations.

In some embodiments, the media server **38'** may be further configured
30 to generate text trigger markers from the shared text comment data for predetermined

text triggers in the shared text comment data, at Blocks 55'-56' (FIG. 5). For example, upon the occurrence of one or more predefined text triggers in the shared text comment data within a set time, such as a predefined keyword(s) or phrase, a text trigger marker is generated which is synchronized with the video source data (e.g., it is marked with the timestamp of the video data at the time of occurrence). The text trigger markers may also be stored in the database 35 in some embodiments. Notifications may also be generated (e.g., email notifications, popup windows, etc.) based upon occurrences of the predefined text triggers as well to alert the appropriate supervisors or other personnel of the occurrence of the predetermined text triggers, if desired.

The media processor 34 may perform media ingest using formats such as MPEG2, MPEG4, H264, JPEG2000, etc., for example. Moreover, functions such as archival, search, and retrieval/export may be performed using an MPEG transport or program stream, Material eXchange Format (MXF), Advanced Authoring Format (AAF), JPEG 2000 Interactive Protocol (JPIP), etc. Other suitable formats may also be used, as will be appreciated by those skilled in the art. The database 35 may be implemented using various commercial database systems, as will also be appreciated by those skilled in the art.

The system 30 may therefore advantageously be used for applications in which one or more commentators are to view video data and comment, and there is a need to provide a readily searchable archive of the text data which is correlated in time with the video data. This advantageously allows users to quickly locate pertinent portions of potentially large archives of video, and avoid searching through or viewing long portions or periods of unimportant video and text. The system may be used for various video applications, such as viewing of television shows or movies, intelligence analysis, etc. Moreover, the system 30 may advantageously be used to generate summary reports from the text stored in the database 35'. For example, in a television or movie viewing context, users may chat while watching a movie about what they like or do not like. A summary report of how many predetermined "like" or "dislike" words were used in conjunction with certain scenes or portions of the

video, an actor, etc., may be generated by the media processor **34'** or other computing device with access to the database **35'**.

A related physical computer-readable medium may have computer-executable instructions for causing the media processor **34** to perform steps including
5 processing the video source data and shared text comment data and generating therefrom the database **35** comprising shared text comment data indexed in time with the video source data, with the database being searchable by text keywords to locate corresponding portions of the video source data. A further step may include
10 combining the video source data and the shared text comment data into a media data stream.

Turning now additionally to FIGS. 6-9, a related multimedia system **130** is now described. By way of background, despite the greater ease of generating and archiving video noted above, there often are not efficient mechanisms for adding audio annotations or audio triggers from a video analyst or commentator without
15 adding unwanted "chatter" to the multimedia file. For example, intelligence analysts watch streams of video data for hours on end and comment about what they are seeing in the video stream. Much of the commentary may not be particularly relevant or of interest, but those instances when the commentator or analyst identifies an item of interest may need to be reviewed by others. However, finding these specific points of
20 interest within many hours of archived audio/video data can be time consuming and cumbersome.

Speech recognition systems are currently in use which can monitor speech data for special keywords. On the other hand, some media processing systems may be used to multiplex audio and tag phrases into a media stream, such as an
25 MPEG2 transport stream, for example. The system **130**, however, advantageously allows for monitoring of speech from a video analyst for special keywords or triggers as they happen (i.e., in real time), recording of trigger markers, and combining or multiplexing of the trigger markers into a media container, such as an MPEG2 transport stream, yet while remaining separate from the video and audio (i.e., not
30 overwritten on the video or data feeds).

More particularly, the multimedia system illustratively includes one or more audio comment input devices **141** (e.g., microphones) configured to permit a commentator(s) **132** to generate audio comment data based upon viewing video data from a video source, at Blocks **150-151**. Furthermore, a media processor **134** may cooperate with the audio comment input device(s) **141** and be configured to process video source data and audio comment data, and generate therefrom audio trigger markers synchronized with the video source data for predetermined audio triggers in the audio comment data, at Block **152**. The media processor **134** may be further configured to combine (e.g., multiplex) the video source data, the audio comment data, and the audio trigger markers into a media data stream, at Block **153**, thus concluding the method illustrated in FIG. 8 (Block **154**). By way of example, the media processor **134'** may combine the video data feed, the audio data feed, and the audio trigger markers by multiplexing to generate the media data stream, such as multiplexing them into an MPEG2 transport stream, for example, although other suitable formats may also be used.

In the exemplary embodiment illustrated in FIG. 7, a plurality of audio comment input devices **141a'-141n'** are used by respective commentators **132a'-132n'**, and the media processor **134'** may be further configured to generate the audio trigger markers based upon multiple occurrences of predetermined audio triggers within a set time, either from the same or from different audio comment input devices, for example, at Blocks **155', 152'**. This may advantageously increase the confidence rate of a true occurrence of a desired event, etc., such as when a second analyst or commentator confirms that a particular item has been found or is present in the video feed, for example.

The media processor **134'** may further be configured to store portions of the media data stream associated with occurrences of the audio trigger markers. In accordance with one exemplary application, audio trigger markers may be used as part of a video recording system to record and mark only those portions of a video data feed that pertains to a particular trigger. For example, the system may be implemented in a digital video recorder in which television programs are recorded

based on audio content (e.g., audio keywords or phrases) as opposed to title, abstract, etc. For instance, users may wish to record recent news clips with commentary about their favorite celebrity, current event, etc. Users may add the name of the person or event of interest as a predetermined audio trigger. The media processor **134'** advantageously monitors one or more television channels, and once the trigger is "heard" then the user may be optionally notified through a popup window on the television, etc. Other notifications may also be used, such as email or SMS messages, for example. The system **130'** also advantageously begins recording the program and multiplexes the audio trigger markers into the video data. Afterwards, users can search the recorded or archived multimedia programs for triggers and be cued to the exact location(s) of the video feed when the predetermined audio trigger occurred.

By way of example, the media processor **134** may begin recording upon the occurrence of the predetermined audio trigger and record until the scheduled ending time for the program. Alternately, the media processor **134** may record for a set period of time, such as a few minutes, one half hour, etc. In some embodiments where the digital video recorder keeps recently viewed program data in a data buffer, the media processor **134** may advantageously "reach back" and store the entire program from its beginning for the user, as will be appreciated by those skilled in the art.

In addition, in some embodiments the media processor **134'** may advantageously be configured to generate notifications based upon occurrences of the predetermined audio triggers in the audio comment data, as noted above, at Block **157'**. Again, such occurrences may include popup windows on the display of one or more users or supervisors, email or SMS notifications, automated phone messages, etc., as will be appreciated by those skilled in the art. In those portions of video/audio data where no predetermined audio triggers are found, the video source data and audio comment data may still be combined into the media data stream without audio trigger markers, at Block **158'**, as will be appreciated by those skilled in the art. This is also true of the system **30'** discussed above, i.e., the video source data may still be

combined with audio data (if present) in a media transport stream even when there is no shared text comment data available.

In this regard, in some embodiments portions of the systems **30** and **130** may be implemented or combined together. For example, in the system **130'** a plurality of text comment input devices **131a'-131n'** are included and configured to permit commentators **132a'-132n'** to generate shared text comment data based upon viewing the video data, as discussed above. That is, the media processor **134'** may advantageously generate the above-described database of shared text comment data indexed in time with the video source data, in addition to audio trigger markers based upon occurrences of predetermined audio triggers. Here again, the media processor may be implemented as a media server including a processor **139'** and a memory **140'** cooperating therewith to perform the above-described functions.

The above-described system and methods therefore provide the ability to automatically add valuable information in real time to accompany video data without adding unwanted chatter. The stream with the event markers may be valuable for rapidly identifying important events without the need for an operator or user to watch the entire archived or stored video. Moreover, this approach advantageously provides an efficient way to combine or append valuable audio annotations to a live or archived video, which allows users of the video to see a popup window or other notification of the triggers as the video is played, as well as search for and be cued at the audio trigger points rather than watching an entire video.

A related physical computer-readable medium may have computer-executable instructions for causing the media processor **34** to perform steps including processing the video source data and audio comment data, and generating therefrom audio trigger markers synchronized with the video source data for predetermined audio triggers in the audio comment data. A further step may include combining the video source data, the audio comment data, and the audio trigger markers into a media data stream, as discussed further above.

CLAIMS

1. A multimedia system comprising:
a plurality of text comment input devices configured to permit a
5 plurality of commentators to generate shared text comment data based upon viewing
video data from a video source; and
a media processor cooperating with said plurality of text comment
input devices and configured to
10 process the video source data and shared text comment data and
generate therefrom a database comprising shared text comment data
indexed in time with the video source data so that the database is
searchable by text keywords to locate corresponding portions of the
video source data, and
15 combine the video source data and the shared text comment
data into a media data stream.
2. The multimedia system of Claim 1 wherein said plurality of
text comment input devices are configured to generate text data in different respective
text comment formats; and wherein said media processor further comprises a text
20 ingest module for adapting the shared text comment data into a common text
comment format.
3. The multimedia system of Claim 2 wherein said text ingest
module comprises a respective adapter for each of the different text comment formats.
25
4. The multimedia system of Claim 2 wherein the different text
comment formats comprise at least one of an Internet Relay Chat (IRC) format and an
Adobe Connect format.

5. The multimedia system of Claim 1 wherein said media processor is further configured to generate text trigger markers from the shared text comment data for predetermined text triggers in the shared text comment data, the text trigger markers being synchronized with the video source data.

5

6. The multimedia system of Claim 5 wherein said media processor is configured to generate the text trigger markers based upon a plurality of occurrences of respective predetermined text triggers within a set time.

10

7. A multimedia data processing method comprising:
generating shared text comment data using a plurality of text comment input devices configured to permit a plurality of commentators to comment upon video data from a video source;
processing the video source data and shared text comment data and
generating therefrom a database comprising shared text comment data indexed in time with the video source data using a media processor, the database being searchable by text keywords to locate corresponding portions of the video source data; and
combining the video source data and the shared text comment data into a media data stream using the media processor.

15
20

8. The method of Claim 7 wherein the plurality of text comment input devices are configured to generate text data in different respective text comment formats; and further comprising adapting the different text comment formats into a common text comment format using a text ingest module.

25

9. The method of Claim 7 further comprising generating text trigger markers from the shared text comment data for predetermined text triggers in the shared text comment data using the media processor, the text trigger markers being synchronized with the video source data.

10. The method of Claim 9 wherein generating the text trigger markers comprises generating the text trigger markers based upon a plurality of occurrences of respective predetermined text triggers within a set time.

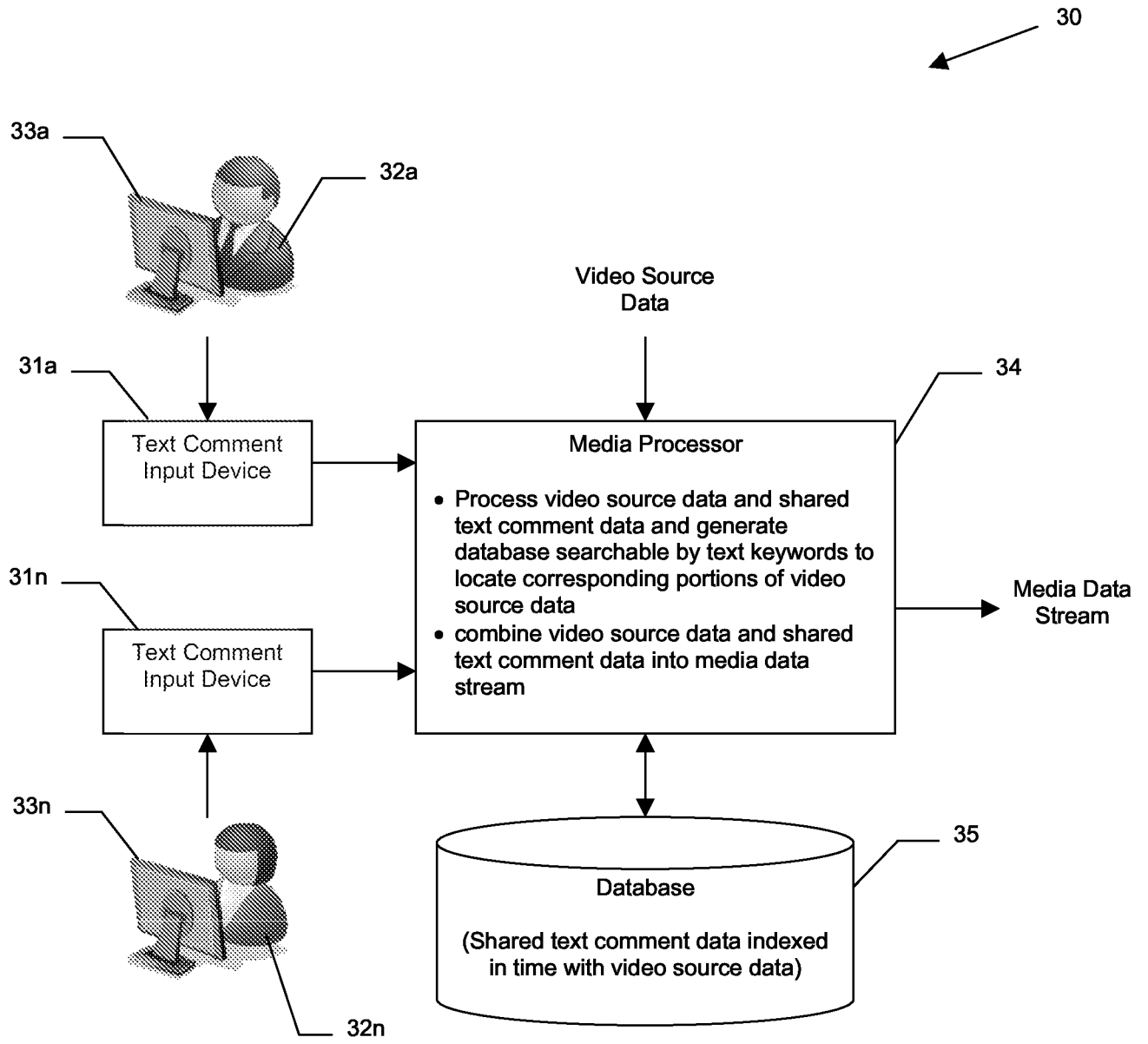


FIG. 1

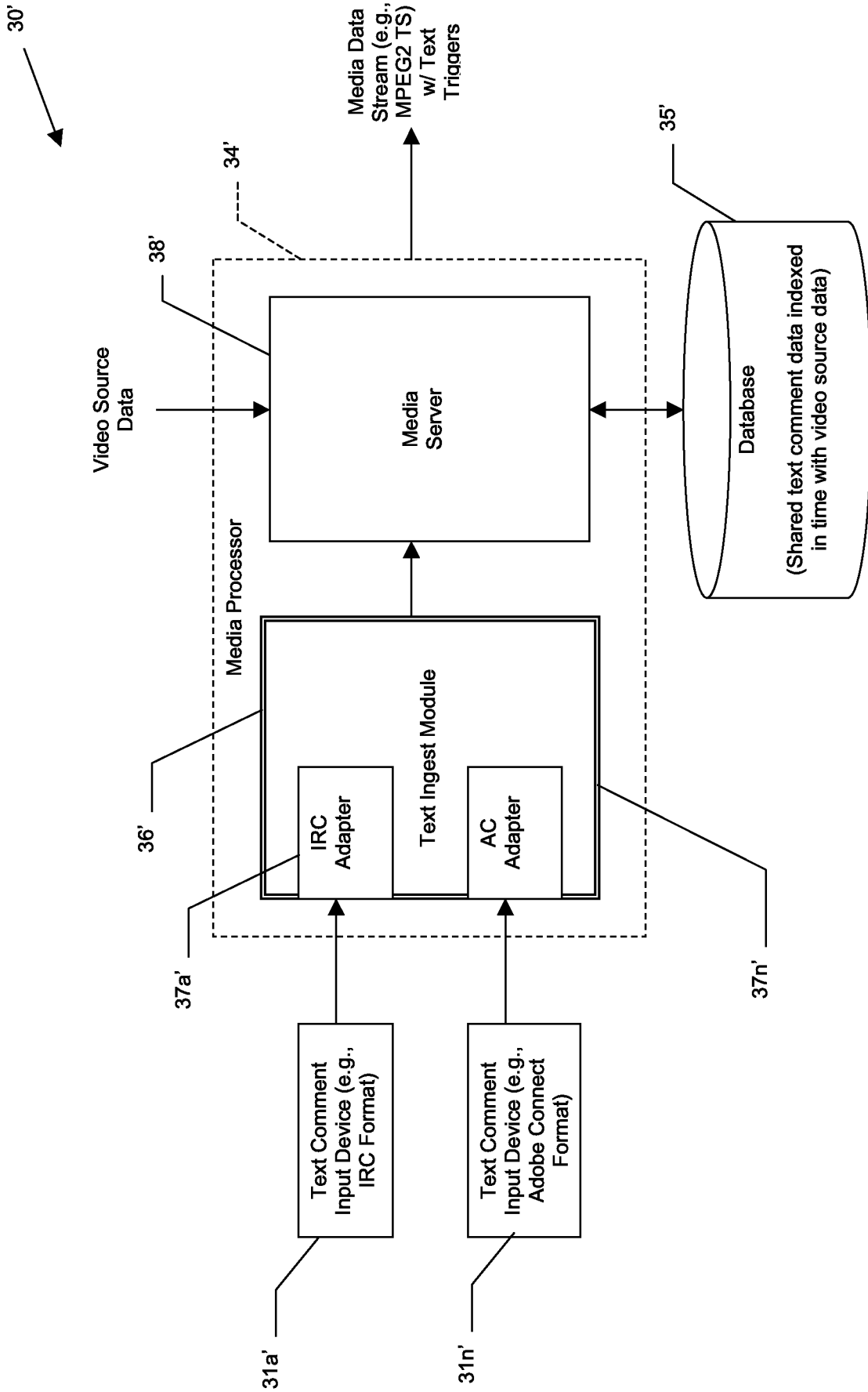


FIG. 2

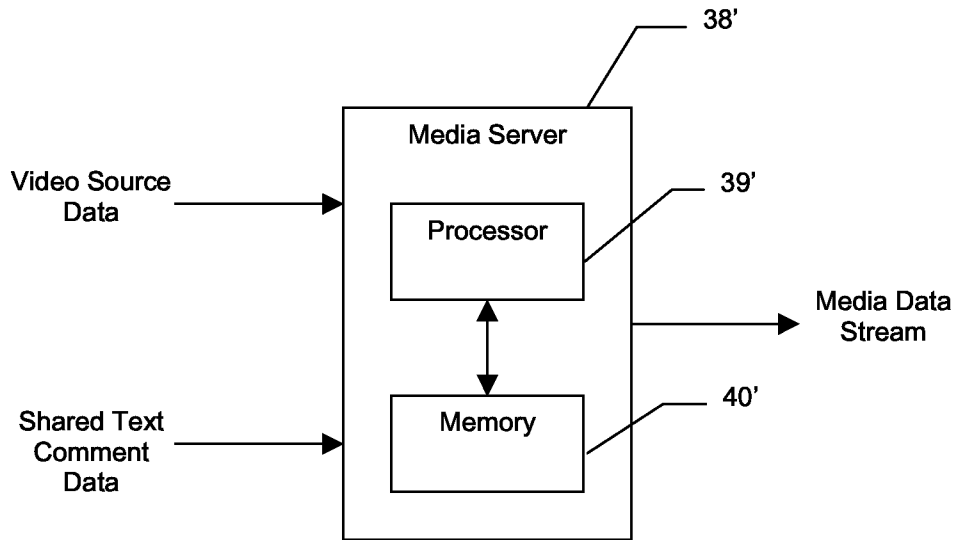
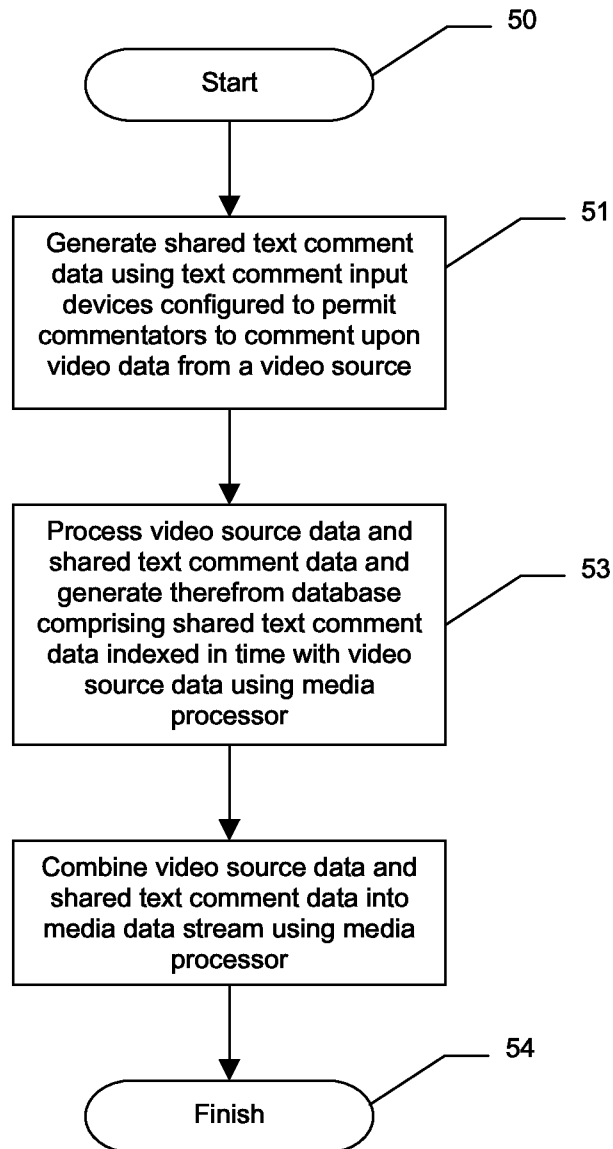


FIG. 3

4/9

**FIG. 4**

5/9

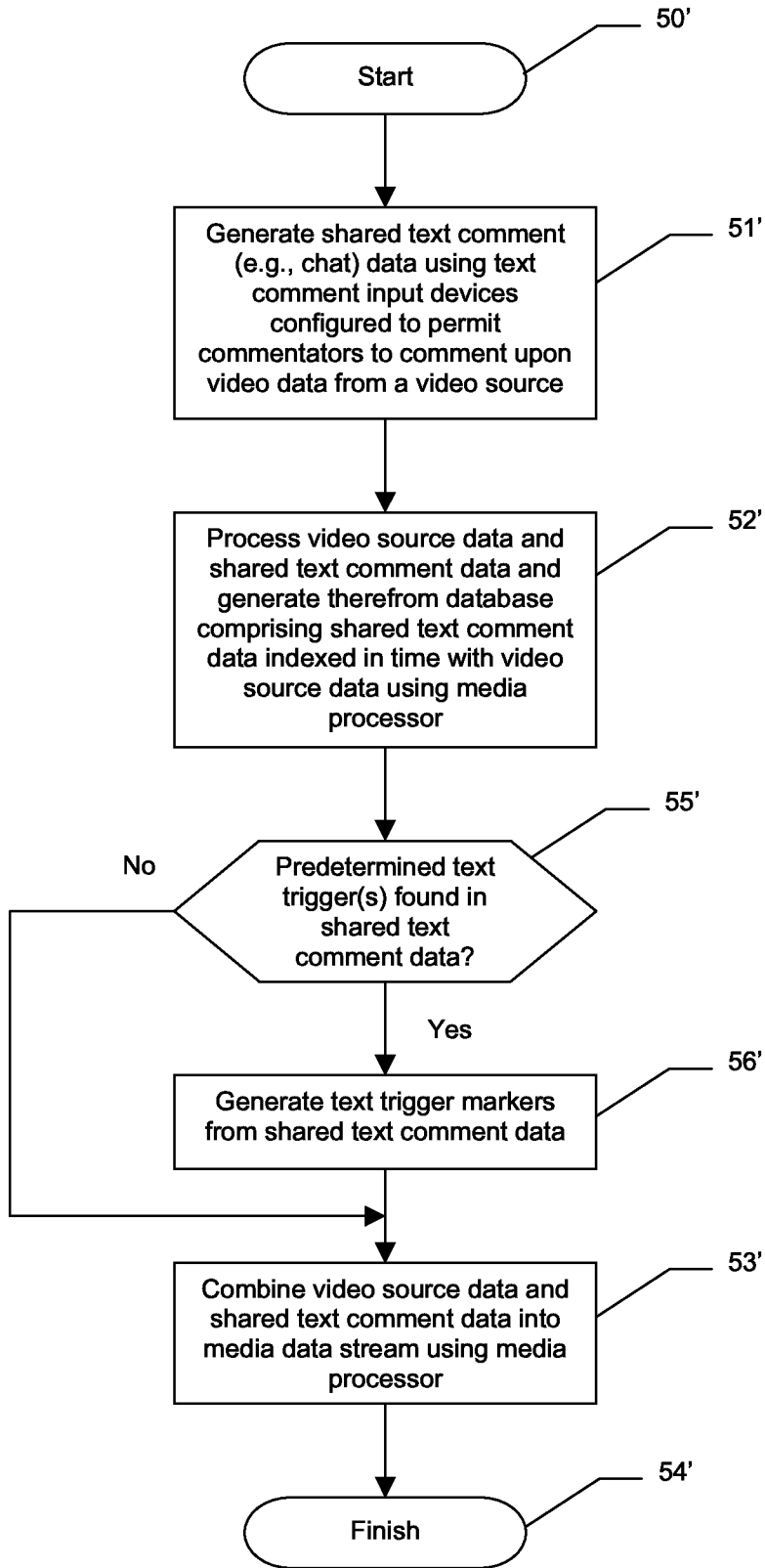


FIG. 5

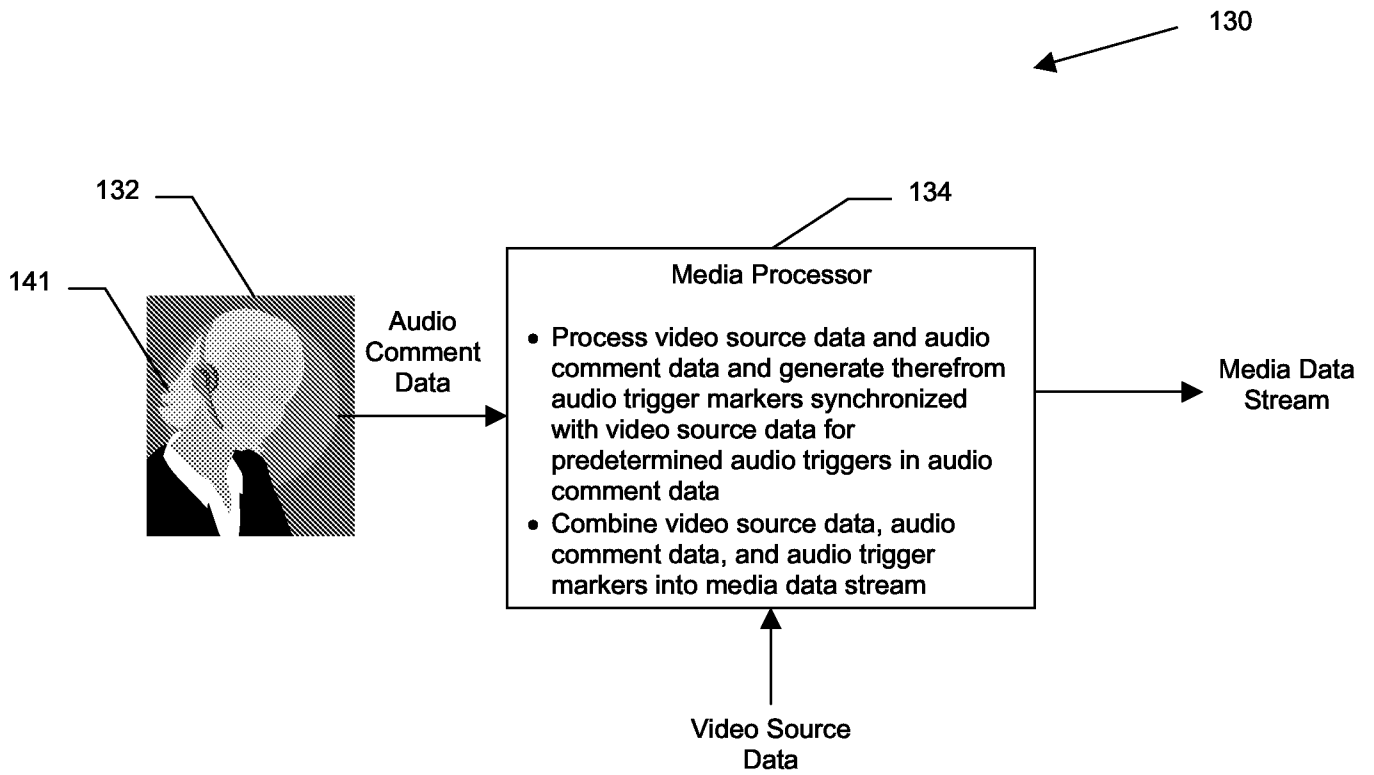


FIG. 6

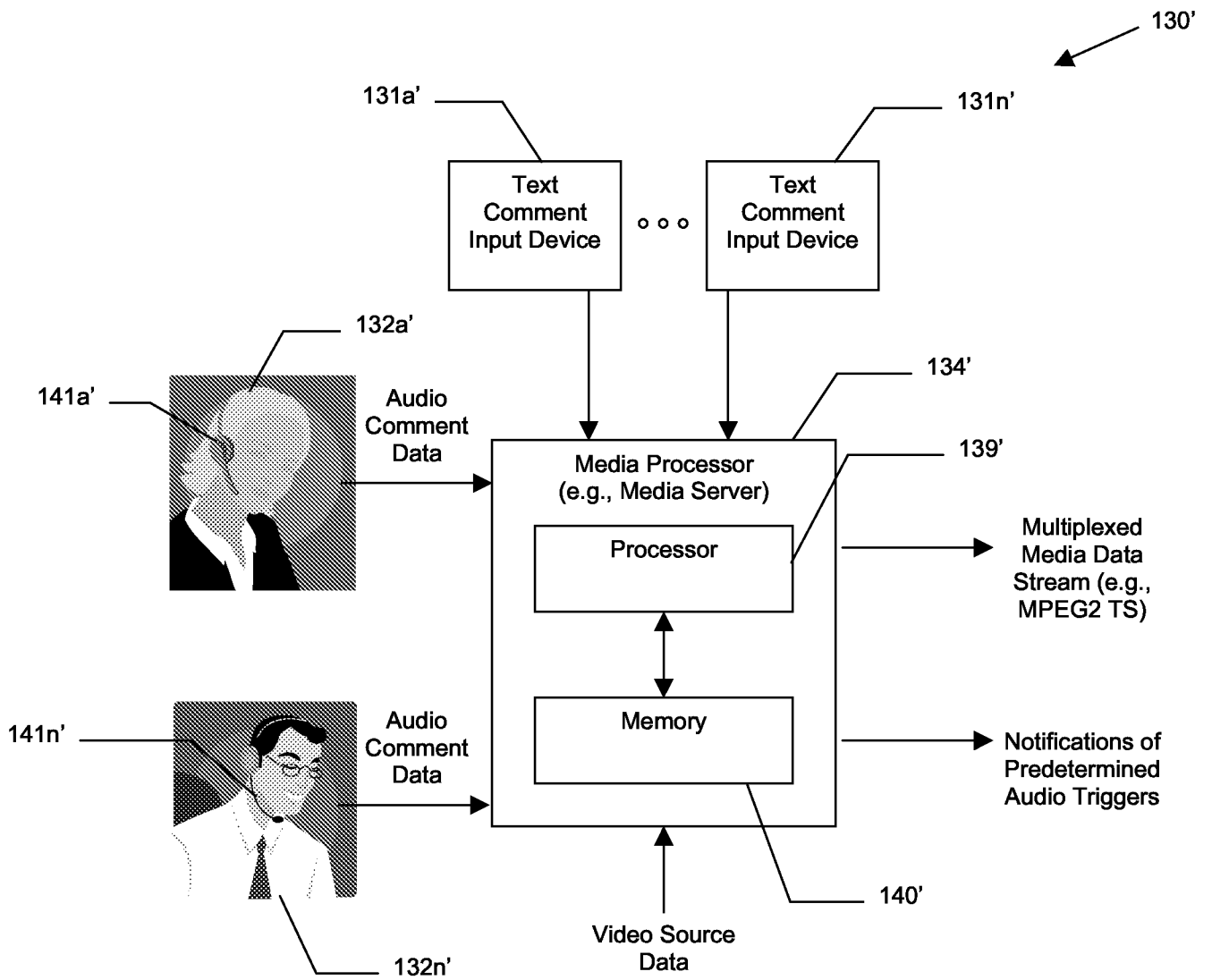
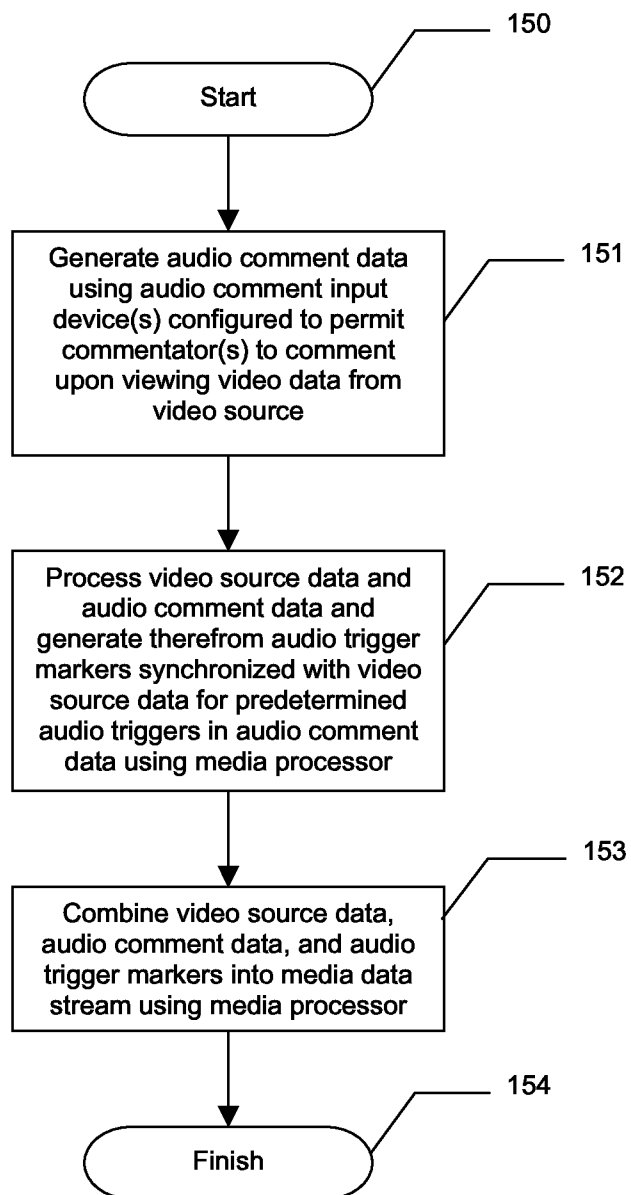


FIG. 7

8/9

**FIG. 8**

9/9

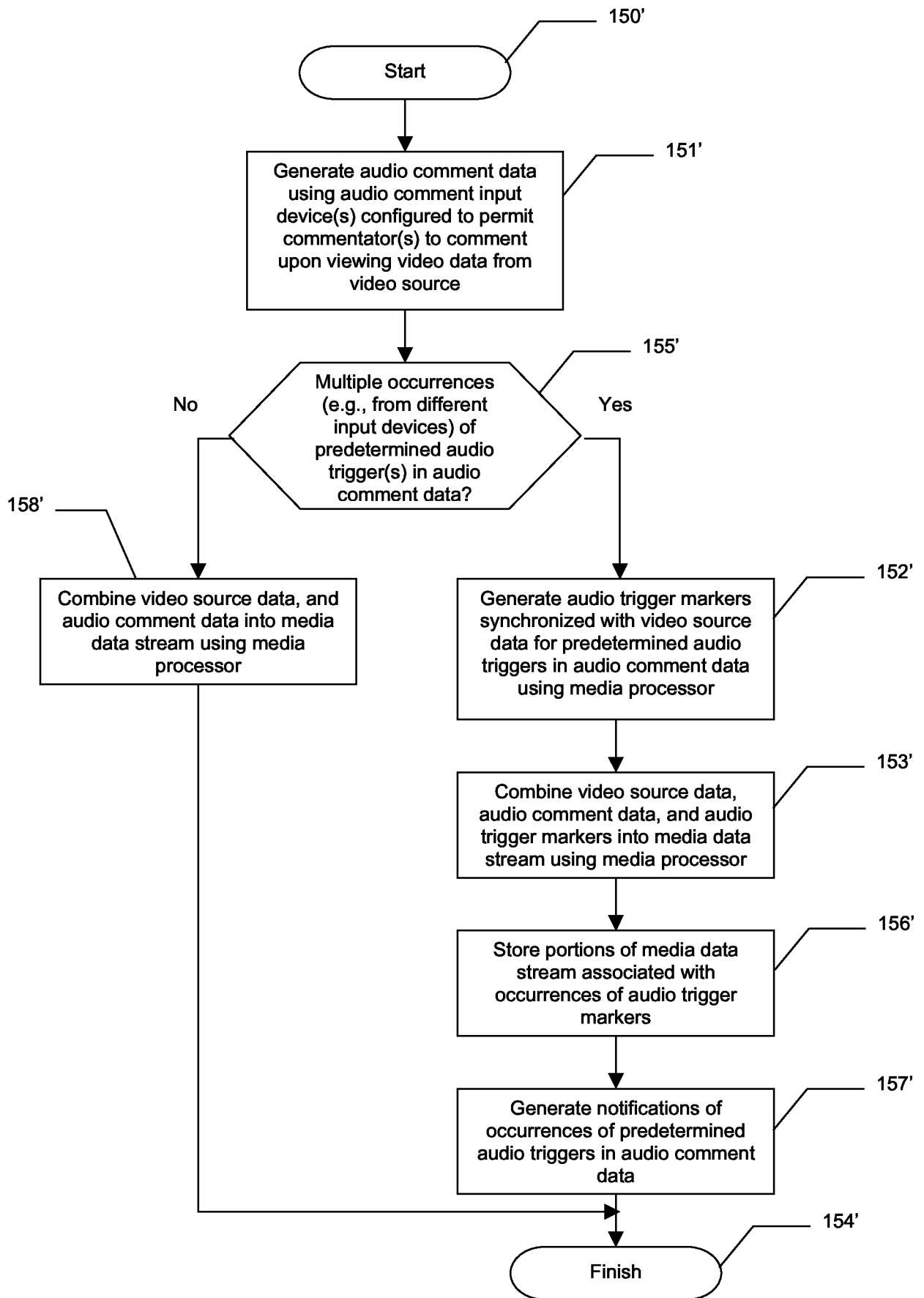


FIG. 9

INTERNATIONAL SEARCH REPORT

International application No
PCT/US2010/035514

A. CLASSIFICATION OF SUBJECT MATTER INV. G06F17/30 ADD.				
According to International Patent Classification (IPC) or to both national classification and IPC				
B. FIELDS SEARCHED				
Minimum documentation searched (classification system followed by classification symbols) G06F				
Documentation searched other than minimum documentation to the extent that such documents are included in the fields searched				
Electronic data base consulted during the international search (name of data base and, where practical, search terms used) EPO-Internal, WPI Data				
C. DOCUMENTS CONSIDERED TO BE RELEVANT				
Category*	Citation of document, with indication, where appropriate, of the relevant passages	Relevant to claim No.		
X	US 2004/098754 A1 (VELLA ZANE [US] ET AL) 20 May 2004 (2004-05-20) * abstract paragraphs [0006], [0007], [0010], [0012], [0032]	1-10		
X	WO 03/019418 A1 (KENT RIDGE DIGITAL LABS [SG]; SIPUSIC MICHAEL JAMES [SG]; NORDQVIST TO) 6 March 2003 (2003-03-06) * abstract page 2, line 12 - line 25 page 3, line 14 - line 30 page 6, line 20 - line 26 page 7, line 30 - page 9, line 30 page 10, line 11 - line 22 ----- -/--	1-10		
<table style="width: 100%; border: none;"> <tr> <td style="width: 50%; border: none;"><input checked="" type="checkbox"/> Further documents are listed in the continuation of Box C.</td> <td style="width: 50%; border: none;"><input checked="" type="checkbox"/> See patent family annex.</td> </tr> </table>			<input checked="" type="checkbox"/> Further documents are listed in the continuation of Box C.	<input checked="" type="checkbox"/> See patent family annex.
<input checked="" type="checkbox"/> Further documents are listed in the continuation of Box C.	<input checked="" type="checkbox"/> See patent family annex.			
* Special categories of cited documents :				
"A" document defining the general state of the art which is not considered to be of particular relevance "E" earlier document but published on or after the international filing date "L" document which may throw doubts on priority claim(s) or which is cited to establish the publication date of another citation or other special reason (as specified) "O" document referring to an oral disclosure, use, exhibition or other means "P" document published prior to the international filing date but later than the priority date claimed		"T" later document published after the international filing date or priority date and not in conflict with the application but cited to understand the principle or theory underlying the invention "X" document of particular relevance; the claimed invention cannot be considered novel or cannot be considered to involve an inventive step when the document is taken alone "Y" document of particular relevance; the claimed invention cannot be considered to involve an inventive step when the document is combined with one or more other such documents, such combination being obvious to a person skilled in the art. "&" document member of the same patent family		
Date of the actual completion of the international search <p style="text-align: center; font-weight: bold;">19 August 2010</p>		Date of mailing of the international search report <p style="text-align: center; font-weight: bold;">26/08/2010</p>		
Name and mailing address of the ISA/ European Patent Office, P.B. 5818 Patentlaan 2 NL - 2280 HV Rijswijk Tel. (+31-70) 340-2040, Fax: (+31-70) 340-3016		Authorized officer <p style="text-align: center; font-weight: bold;">Siód mok, Wojciech</p>		

INTERNATIONAL SEARCH REPORT

International application No

PCT/US2010/035514

C(Continuation). DOCUMENTS CONSIDERED TO BE RELEVANT		
Category*	Citation of document, with indication, where appropriate, of the relevant passages	Relevant to claim No.
X	WO 99/46702 A1 (SIEMENS CORP RES INC [US]) 16 September 1999 (1999-09-16) * abstract page 3, line 18 - page 4, line 1 page 13, line 23 - page 14, line 23; figure 7 page 17, line 15 - page 18, line 3; figure 9 -----	1-10
A	WO 99/36918 A1 (AVID TECHNOLOGY INC [US]) 22 July 1999 (1999-07-22) * abstract page 1, lines 2-17 page 2, line 20 - page 3, line 15 -----	1-10
A	WO 2007/073347 A1 (AGENCY SCIENCE TECH & RES [SG]; TIAN QI [SG]; DUAN LINGYU [SG]; XU CHA) 28 June 2007 (2007-06-28) * abstract page 3, line 11 - page 5, line 3 page 9, line 7 - page 11, line 17; figures 4-8 -----	1-10

INTERNATIONAL SEARCH REPORT

Information on patent family members

International application No

PCT/US2010/035514

Patent document cited in search report	Publication date	Patent family member(s)	Publication date
US 2004098754	A1	20-05-2004	NONE
WO 03019418	A1	06-03-2003	AU 2001284628 A1 10-03-2003 WO 03019325 A2 06-03-2003 US 2005160113 A1 21-07-2005 US 2005234958 A1 20-10-2005
WO 9946702	A1	16-09-1999	CN 1293784 A 02-05-2001 DE 69911931 D1 13-11-2003 EP 1062598 A1 27-12-2000 JP 2002507027 T 05-03-2002
WO 9936918	A1	22-07-1999	AU 2104499 A 02-08-1999 CA 2318317 A1 22-07-1999 CA 2635226 A1 22-07-1999 DE 69926481 D1 08-09-2005 DE 69926481 T2 20-04-2006 EP 1050048 A1 08-11-2000 JP 2003517738 T 27-05-2003 US 2001047266 A1 29-11-2001 US 2002069073 A1 06-06-2002
WO 2007073347	A1	28-06-2007	WO 2007073349 A1 28-06-2007 US 2010005485 A1 07-01-2010