



US00D755080S

(12) **United States Design Patent**
Vardis et al.

(10) **Patent No.:** **US D755,080 S**

(45) **Date of Patent:** **** May 3, 2016**

(54) **AUTOMOBILE EXTERIOR**

(71) Applicants: **Nicholas Vardis**, Sylan Lake, MI (US);
Khashayar Honarkhah, Bloomfield
Hills, MI (US); **Mark C Trostle**,
Rochester, MI (US)

(72) Inventors: **Nicholas Vardis**, Sylan Lake, MI (US);
Khashayar Honarkhah, Bloomfield
Hills, MI (US); **Mark C Trostle**,
Rochester, MI (US)

(73) Assignee: **FCA US LLC**, Auburn Hills, MI (US)

(**) Term: **14 Years**

(21) Appl. No.: **29/510,556**

(22) Filed: **Dec. 1, 2014**

(51) **LOC (10) Cl.** **12-08**

(52) **U.S. Cl.**
USPC **D12/92**

(58) **Field of Classification Search**
USPC D12/86, 90-92; D21/421, 433, 434;
296/181.1, 181.5
CPC B62D 35/00; B62D 25/00; B62D 25/06;
B62D 33/00

See application file for complete search history.

(56) **References Cited**

U.S. PATENT DOCUMENTS

D539,191 S	3/2007	Castiglione et al.	
D552,514 S	10/2007	Catiglioione et al.	
D620,398 S *	7/2010	Abdallah	D12/92
D658,546 S *	5/2012	Abdallah	D12/92
D658,547 S *	5/2012	Abdallah	D12/92

* cited by examiner

Primary Examiner — Melody N Brown

(74) *Attorney, Agent, or Firm* — Ralph E. Smith

(57) **CLAIM**


The ornamental design for an automobile exterior, as shown and described.

DESCRIPTION

FIG. 1 is a front perspective view of an automobile exterior showing our new design; FIG. 2 is a rear perspective view thereof; FIG. 3 is a top plan view thereof; FIG. 4 is a left side view thereof; FIG. 5 is a right side view thereof; FIG. 6 is a front view thereof; and, FIG. 7 is a rear view thereof.

It will be understood that the broken lines shown in the drawings illustrate portions of the automobile exterior that form no part of claimed design.

1 Claim, 6 Drawing Sheets



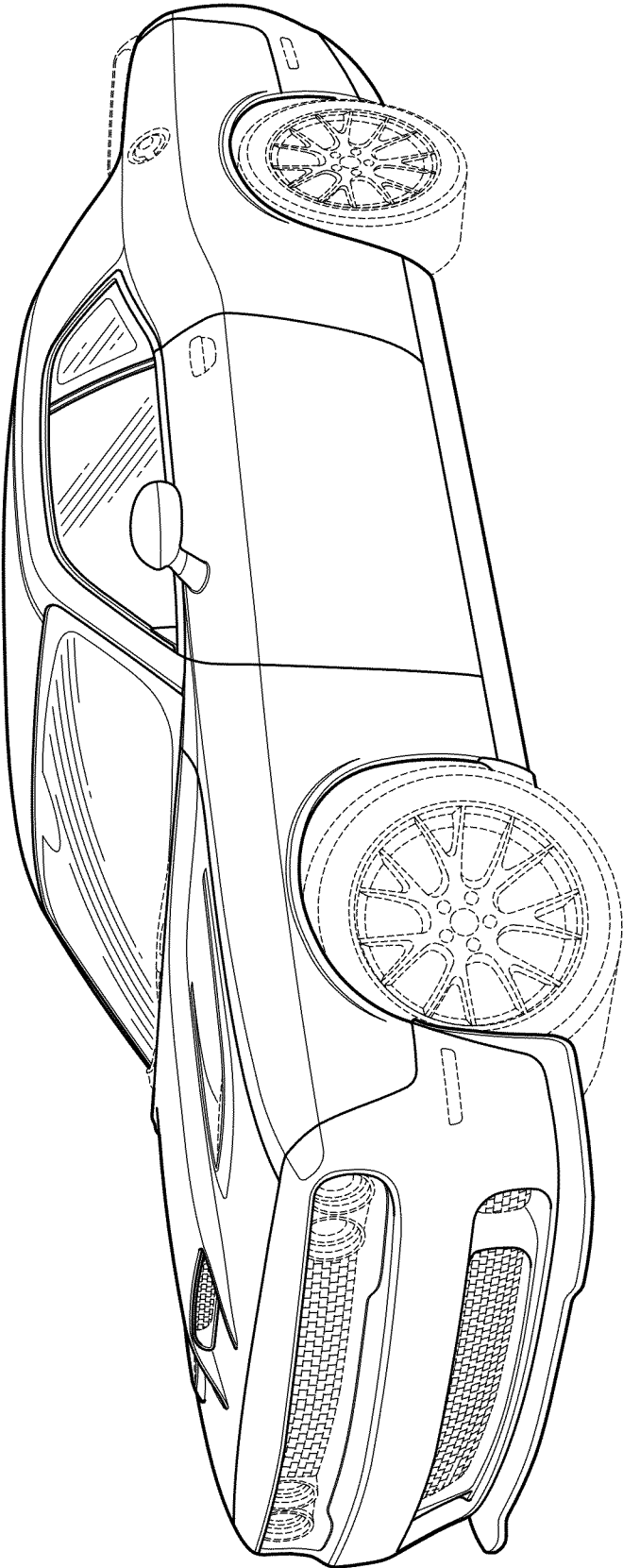


FIG. 1

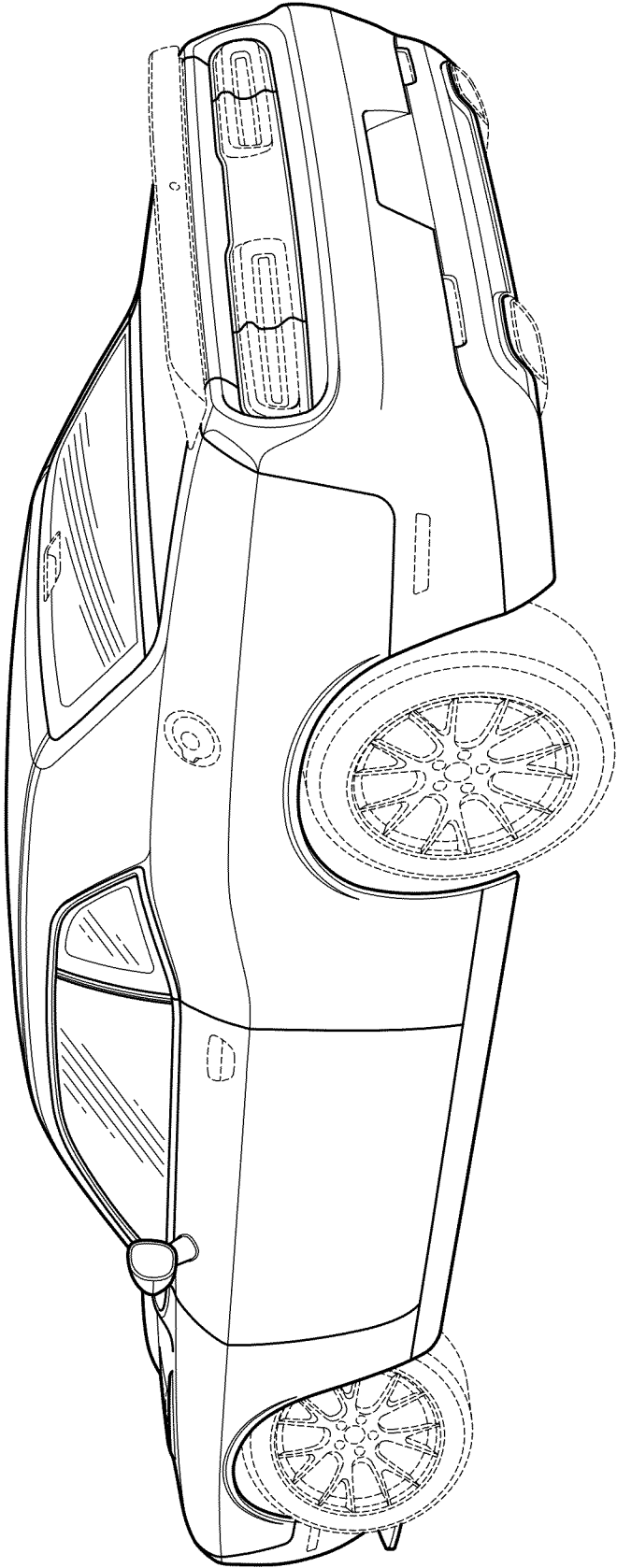


FIG. 2

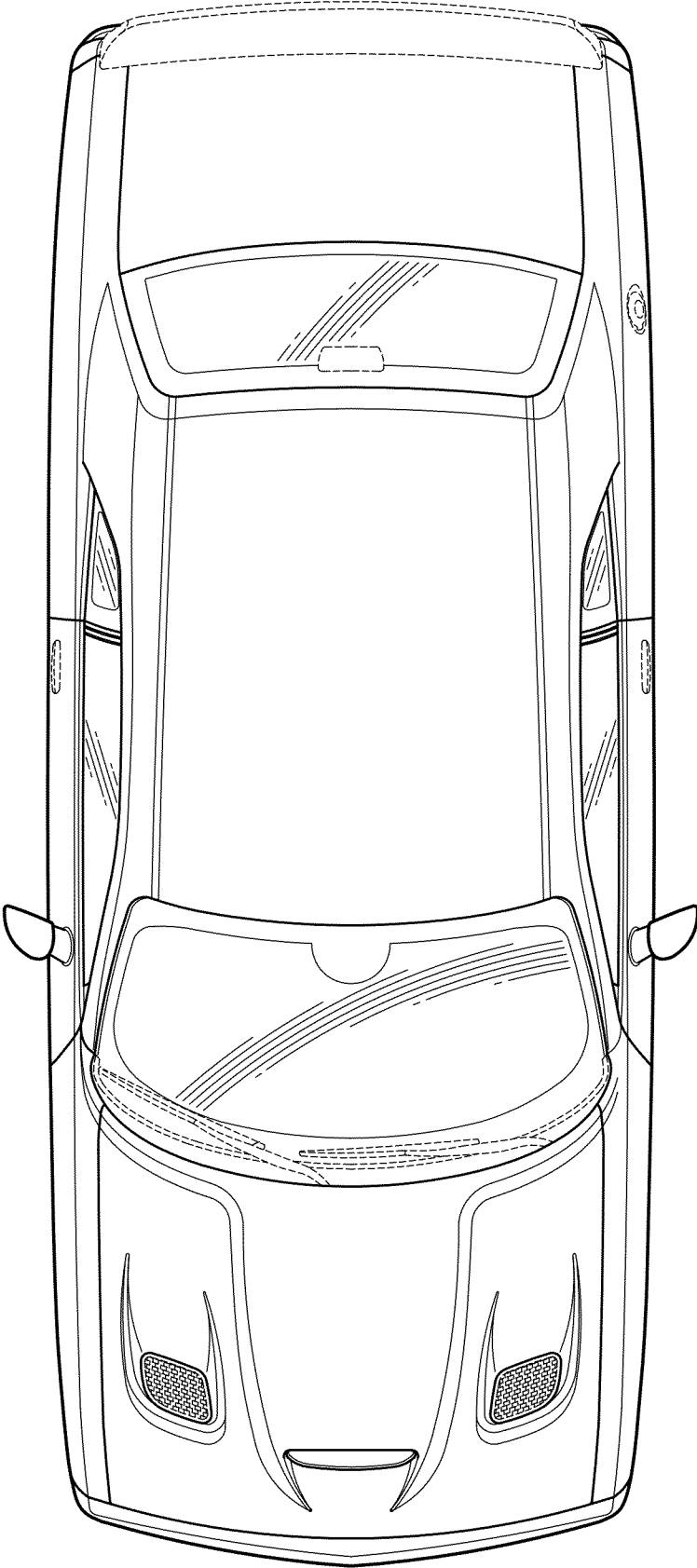


FIG. 3

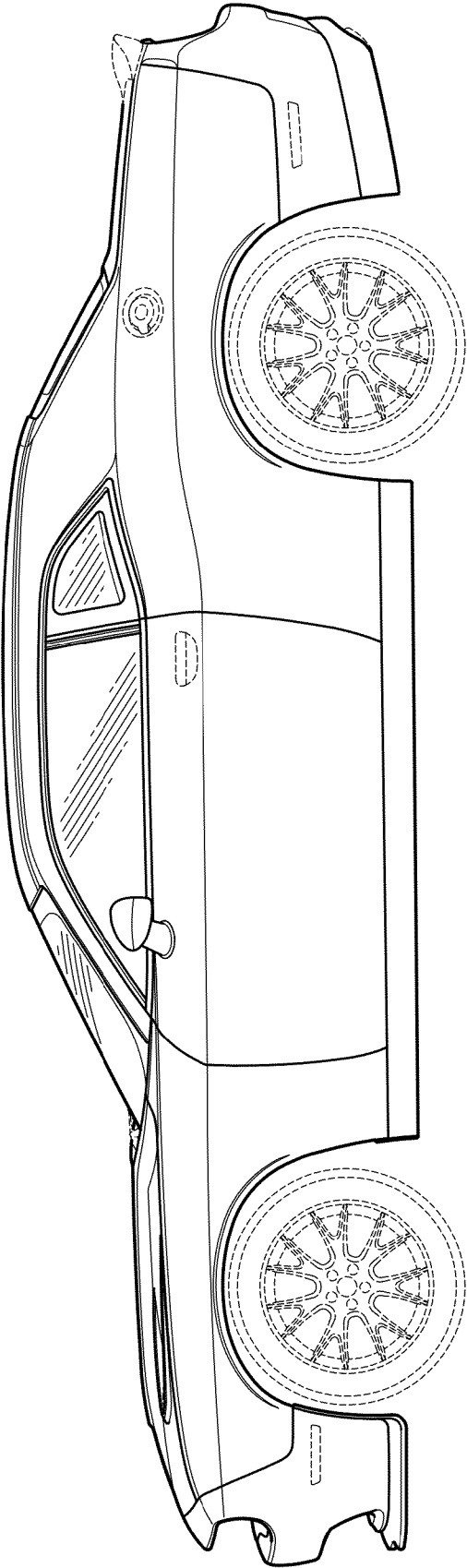


FIG. 4

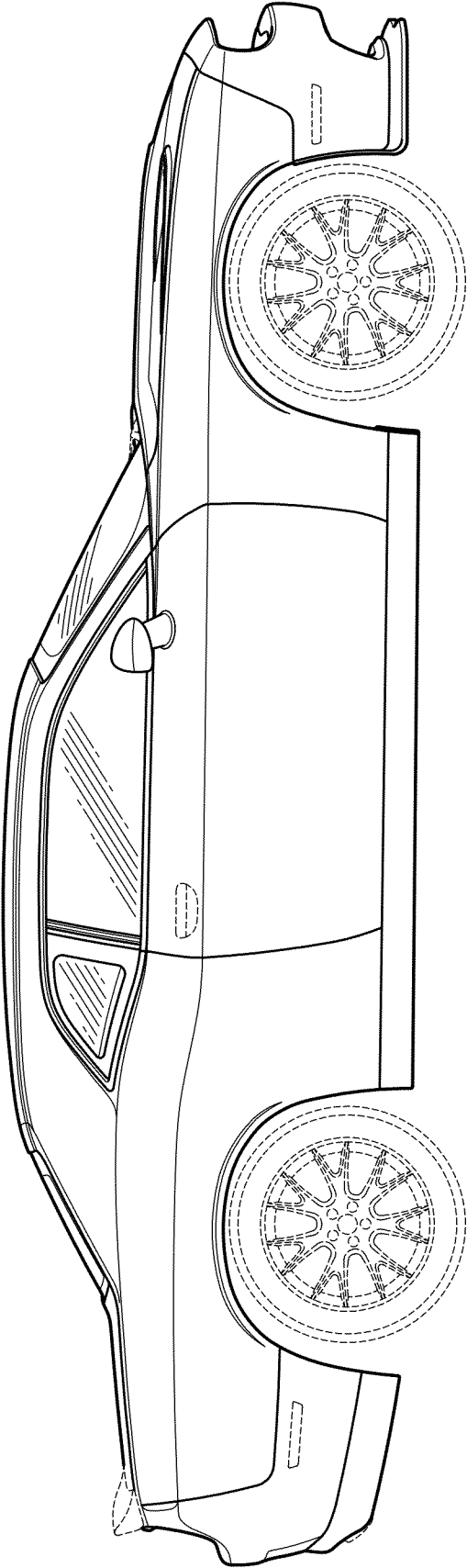


FIG. 5




FIG. 6

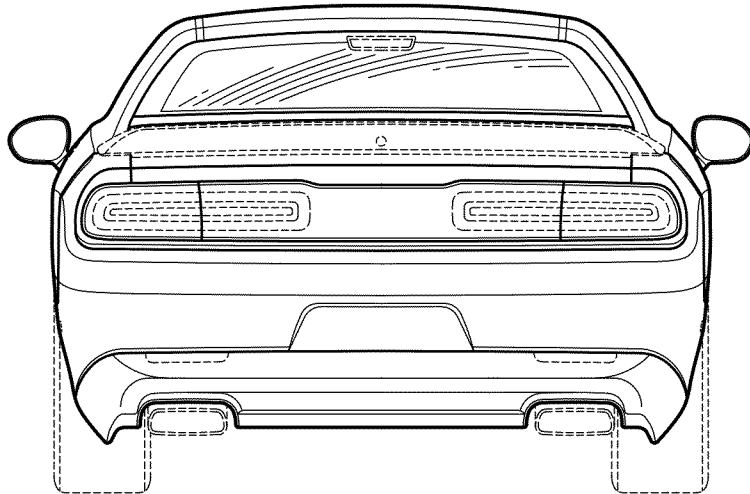


FIG. 7