

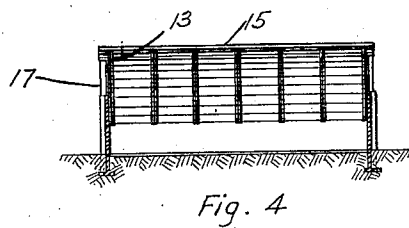
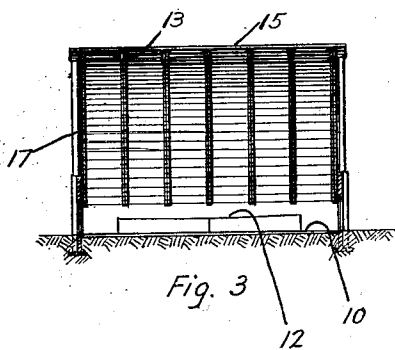
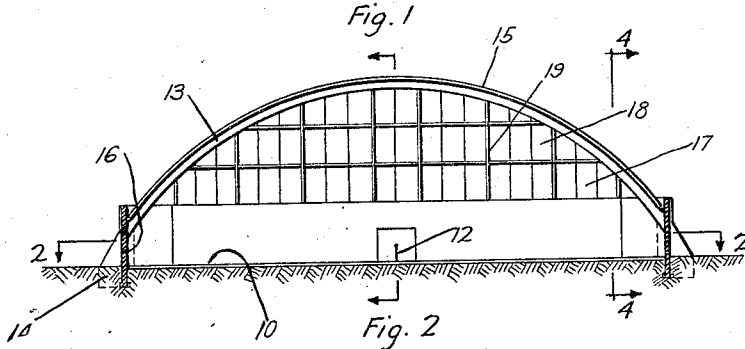
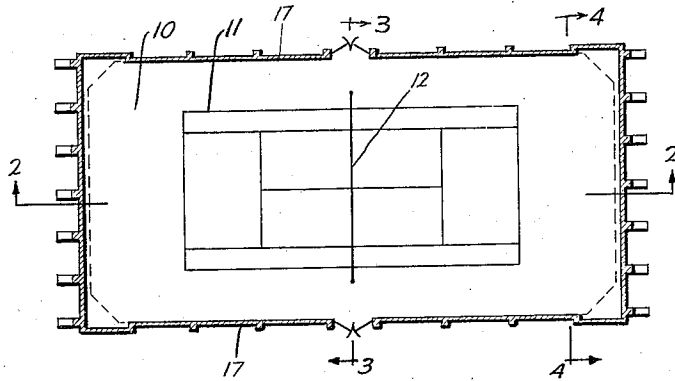
Oct. 18, 1932.

G. HADDEN ET AL

1,883,731

INDOOR TENNIS COURT

Filed Feb. 21, 1930



INVENTORS.
Gavin Hadden, and
Charles A. Holden
BY Robert A. Byerly
ATTORNEY

UNITED STATES PATENT OFFICE

GAVIN HADDEN, OF NEW YORK, AND CHARLES A. HOLDEN, OF NEW ROCHELLE, NEW YORK; SAID HOLDEN ASSIGNOR TO SAID HADDEN

INDOOR TENNIS COURT

Application filed February 21, 1930. Serial No. 430,198.

This invention relates to indoor tennis courts, and aims to combine with the playing surface of one or more tennis courts an economical enclosing structure providing space for the flight of the tennis balls.

In indoor tennis court structures, it has been customary heretofore to follow the construction which is most economical in buildings for other purposes by locating the supporting arches or trusses of the roof transversely of the playing surface so as to make them as short as possible. In such structures, the maximum headroom may not extend all the way along the net, while, on the other hand, it is carried to and beyond the back lines of the court. The result has been either that the headroom has been inadequate at the net or that an unnecessarily large space has been enclosed with an unnecessary area of walls, resulting in loss and waste.

These difficulties and disadvantages are avoided by our invention in accordance with which the playing surface is combined with an enclosing structure which provides adequate room for the flight of the balls without waste of space or of wall and roofing materials.

The nature of our invention may best be understood by a detailed description of the specific embodiment thereof which is shown in the accompanying drawing, in which:

Fig. 1 is a horizontal section taken on the line 1—1 of Fig. 2;

Fig. 2 is a longitudinal section taken on the line 2—2 of Fig. 1; and

Figs. 3 and 4 are transverse sections taken on the lines 3—3 and 4—4 of Figs. 1 and 2.

In the drawing, 10 represents a horizontal layer of asphalt, or other suitable material, providing an oblong playing surface somewhat larger than the area included within the marking lines 11 of a tennis court. The usual net 12 is provided along the transverse middle line of the playing surface.

The playing surface is enclosed by a structure which includes a supporting arch 13 extending longitudinally over the playing surface, and preferably having its ends resting on foundations 14 just beyond the ends of the playing surface 10. The supporting arch 13

may consist of girders as illustrated, or be of other suitable construction. On the arch 13 is supported a curved roof 15, which may extend to the ends of the arch or may connect with short vertical end walls 16 located between the ends of the arch and the ends of the playing surface. The enclosure is completed by vertical side walls 17 extending from the side edges of the playing surface and having curved upper edges connecting with the side edges of the roof.

In this tennis court structure, the lines of the roof follow almost exactly the parabolic flight of the balls. There is no waste space or waste of wall and roofing materials, since the greatest headroom extends completely across the transverse middle line, that is, the net line, of the playing surface where headroom is needed, while the roof is low all the way across the end portions of the playing surface where no great headroom is necessary. The enclosure may be extended laterally to include playing surface for more than one court.

A further advantage and economy is obtained by making the side walls, or at least the upper portions thereof, translucent, as by constructing them of glass panes 18 supported in suitable frames 19. By this means, adequate daylight lighting of the court is obtained without providing any windows or skylights directly in front of either player where the light might dazzle him and interfere with his play. Furthermore, the necessity for the roof lights or skylights, which must be provided in ordinary indoor tennis courts, is eliminated. This not only saves the expense of installing such lights and the danger of leakage, but also eliminates the expense of clearing snow and ice from the skylights in order to permit daylight playing in the winter.

What is claimed is:

An indoor tennis court structure, comprising an indoor horizontal floor having a shape and dimensions corresponding to the playing surface for a standard tennis court, an opaque roof arching longitudinally over said floor from one end thereof to the other and having its greatest height along the transverse mid-

dle line of said floor, and translucent vertical
side walls connecting the side edges of the
floor and roof so as to enclose the space neces-
sary for the flight of tennis balls with a min-
imum wall and roof surface, and to provide
5 for lighting of the enclosed tennis court with-
out glare.

In testimony whereof we have hereunto set
our hands.

10

GAVIN HADDEN.
CHARLES A. HOLDEN.

15

20

25

30

35

40

45

50

55

60

65